

Image Analysis and Computer Vision - Outline of Exercises HS 17

By using the techniques covered in the three exercises set for this course, you will be expected to perform a 3D reconstruction from the stereo image pair shown in Figure 1.




Figure 1: Stereo image pair that is used as input for exercise 2.

The image pair may be found at the following location or on the course website.

```
~cvcourse/pics/pipeline/cubeLeft_big.png  
~cvcourse/pics/pipeline/cubeRight_big.png
```

Here is an outline of the single processing steps:

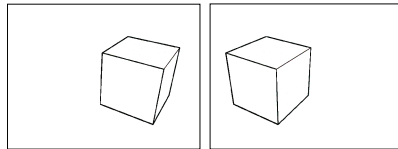


Figure 2: Output of Exercise 2.

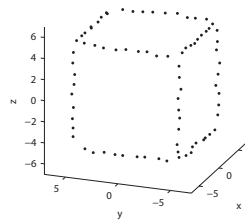


Figure 3: Output of Exercise 3.