




**BASEMENT**

**BASIC SIMULATION ENVIRONMENT  
FOR MODELLING OF ENVIRONMENTAL  
FLOWS AND NATURAL HAZARDS**

---

# **SYSTEM MANUALS**

**VERSION 4.0.1  
MAY 2023**





---

# Preamble

**VERSION 4.0.1**

*May 2023*

## Credits

### Contributors

Over the years, many enthusiastic engineers and developers have contributed to the development, testing and documentation of BASEMENT. An up-to-date overview of the current development team, along with current and former contributors, can be found on our website:

<https://basement.ethz.ch/people>

**Commissioned and co-financed by**

Swiss Federal Office for the Environment (FOEN)

**Contact**

Website: <https://www.basement.ethz.ch>

User forum: <https://people.ee.ethz.ch/~basement/forum>

ETH Zurich / Laboratory of Hydraulics, Glaciology and Hydrology (VAW)

For list of contributors see <https://www.basement.ethz.ch>



Laboratory of Hydraulics,  
Hydrology and Glaciology



Eidgenössische Technische Hochschule Zürich  
Swiss Federal Institute of Technology Zurich

**Citation Advice**

*For System Manuals:*

Vetsch D., Siviglia A., Bacigaluppi P., Brown, A., Bürgler M., Caponi F., Conde D., Gerke E., Halso M., Kammerer S., Koch A., Peter S., Vanzo D., Vonwiller L., Weberndorfer M. 2023. System Manuals of BASEMENT, Version 4.0.1. Laboratory of Hydraulics, Glaciology and Hydrology (VAW). ETH Zurich. Available from <https://www.basement.ethz.ch>. [date of access].

*For Website:*

BASEMENT – Basic Simulation Environment for Computation of Environmental Flow and Natural Hazard Simulation, 2023. <https://www.basement.ethz.ch>

*For Software:*

BASEMENT – Basic Simulation Environment for Computation of Environmental Flows and Natural Hazard Simulation. Version 4.0.1 ETH Zurich, VAW, 2023.

---

# License

## End-User License Agreement (EULA)

THIS EULA IS INTENDED FOR COMMERCIAL AND NON-COMMERCIAL PURPOSES. FOR QUESTIONS RELATED TO THIS AGREEMENT PLEASE CONTACT: Dr. David Vetsch, [basement@ethz.ch](mailto:basement@ethz.ch)

This End-User License Agreement (“EULA”) is a legal agreement between you (“You”) (an individual or acting on behalf of a company) and ETH Zurich, Raemistrasse 101, 8092 Zurich (Switzerland) (“ETH Zurich”) for the binary software code of **BASEMENT** and associated media, and may include “online” or electronic documentation (“SOFTWARE”).

The SOFTWARE simulates water flow, sediment and scalar transport in rivers and according interaction in consideration of movable boundaries and morphological changes. Further information and description of the SOFTWARE is available here: <https://basement.ethz.ch/>

The SOFTWARE is protected by copyright laws. The SOFTWARE is hereby licensed, not sold.

In order to install and use the SOFTWARE, You must indicate agreement with the following terms and conditions by clicking “ACCEPT” at the end of this EULA during the installation process.

### 1 LICENSE GRANT

- (i) ETH Zurich hereby grants to You, and in case You are acting on behalf of a company also to the employees of such company, a free-of-charge, single, non-exclusive, world-wide, non-transferable, non-sublicensable right to install, execute and display the SOFTWARE on device(s) running a validly licensed copy of the operating system for which the SOFTWARE was designed. Such rights are granted for commercial and non-commercial purposes.
- (ii) With respect to electronic documents included with the SOFTWARE, You may make an unlimited number of copies (either in hardcopy or electronic form), provided that such copies shall be used only for internal purposes and are not republished or distributed to any third party.

## 2 USE OF RESULTS GENERATED BY THE SOFTWARE

You are allowed to use the content generated by the SOFTWARE (“SOFTWARE RESULTS”) for commercial and non-commercial purposes.

Note that any attribution (e.g. ETH Zurich logo) on the SOFTWARE RESULTS must be retained. You are not allowed to alter, cancel or fade, after a few seconds, such attribution.

## 3 THIRD PARTY CODE

The SOFTWARE may contain other program code from third parties. A list of other third party code and libraries used by this SOFTWARE is available here: <https://basement.ethz.ch/about/thirdpartysoftware>

Their license applies to such third party code and libraries contained herein. Refer to the above internet site for the licenses and copyrights.

## 4 DURATION OF LICENSE AND TERMINATION

This EULA enters into effect on the date of acceptance of this EULA by You. This EULA,

- (i) may be terminated by ETH Zurich at any time for any reason;
- (ii) will terminate automatically without notice from ETH Zurich if (a) You fail to comply with any term(s) of this EULA or (b) You refuse, after the notification in accordance with clause 10 (i), to accept the new EULA term and conditions provided by ETH Zurich;
- (iii) is terminated as soon as You cease to use the SOFTWARE and destroy all copies, full or partial, of the SOFTWARE;

Upon termination pursuant to (i) and (ii), you must cease all use of the SOFTWARE and destroy all copies, full or partial, of the SOFTWARE.

## 5 OBLIGATIONS OF YOU

- (i) You may not remove or alter any copyright notices on any and all copies of the SOFTWARE.
- (ii) You may not distribute or assign the SOFTWARE or any copy thereof to third parties. You may not rent, lease, sell, lend, transfer, redistribute, or sublicense the SOFTWARE to any third party.
- (iii) You may not reverse engineer, decompile or disassemble the SOFTWARE, except and only to the extent that such activity is expressly permitted by applicable law despite this limitation.
- (iv) You may not reproduce, modify or adapt the SOFTWARE, except and only to the extent that such activity is expressly permitted by applicable law despite this limitation.
- (v) You must comply with all applicable laws.

## **6 OWNERSHIP**

Except as expressly licensed to You in this EULA, ETH Zurich and its licensors retains all right, title, and interest in and to the SOFTWARE. All title and copyrights in and to the SOFTWARE (including but not limited to any images, photographs, animations, video, audio, music, text, and “applets” incorporated into the SOFTWARE), the accompanying materials, and any copies of the SOFTWARE are owned by ETH Zurich and its licensors. The SOFTWARE is protected by copyright laws. Therefore, You must treat the SOFTWARE like any other copyrighted material. All rights not expressly granted are reserved by ETH Zurich.

## **7 MAINTENANCE, SUPPORT, UPGRADES OR NEW RELEASES**

ETH Zurich has no obligation to provide maintenance, support, upgrades, new releases, enhancements or modifications and disclaims all costs associated with service, repair or correction of the SOFTWARE. If any supplemental software code is provided to You by ETH Zurich, this supplemental software code shall be considered part of the SOFTWARE and is subject to the terms and conditions of this EULA if not otherwise explicitly written. It is expressly acknowledged by You that no rights to receive maintenance, support, upgrades, new releases, enhancements or modifications may be derived from this EULA.

## **8 NO WARRANTY**

YOU EXPRESSLY ACKNOWLEDGE AND AGREE THAT USE OF THE SOFTWARE IS AT YOUR SOLE RISK AND THAT THE ENTIRE RISK AS TO SATISFACTORY QUALITY, PERFORMANCE, ACCURACY, AND EFFORT IS WITH YOU. TO THE MAXIMUM EXTENT PERMITTED BY APPLICABLE LAW, THE SOFTWARE AND ANY SERVICES PERFORMED OR PROVIDED BY THE SOFTWARE ARE PROVIDED “AS IS” AND “AS AVAILABLE”, WITH ALL FAULTS AND WITHOUT WARRANTY OF ANY KIND, AND ETH ZURICH HEREBY DISCLAIMS ALL WARRANTIES AND CONDITIONS WITH RESPECT TO THE SOFTWARE AND ANY SERVICES, EITHER EXPRESS, IMPLIED, OR STATUTORY, INCLUDING, BUT NOT LIMITED TO, THE IMPLIED WARRANTIES AND/OR CONDITIONS OF MERCHANTABILITY, OF SATISFACTORY QUALITY, OF FITNESS FOR A PARTICULAR PURPOSE, OF ACCURACY, OF QUIET ENJOYMENT, AND OF NON-INFRINGEMENT OF THIRD-PARTY RIGHTS. ETH ZURICH DOES NOT WARRANT AGAINST INTERFERENCE WITH YOUR ENJOYMENT OF THE SOFTWARE, THAT THE FUNCTIONS CONTAINED IN OR SERVICES PERFORMED OR PROVIDED BY THE SOFTWARE WILL MEET YOUR REQUIREMENTS, THAT THE OPERATION OF THE SOFTWARE OR SERVICES WILL BE UNINTERRUPTED OR ERROR-FREE, OR THAT DEFECTS IN THE SOFTWARE OR SERVICES WILL BE CORRECTED. NO ORAL OR WRITTEN INFORMATION OR ADVICE GIVEN BY ETH ZURICH OR ITS AUTHORIZED REPRESENTATIVE SHALL CREATE A WARRANTY. SHOULD THE SOFTWARE OR SERVICES PROVE DEFECTIVE, YOU ASSUME THE ENTIRE COST OF ALL NECESSARY SERVICING, REPAIR, OR CORRECTION. SOME JURISDICTIONS DO NOT ALLOW THE EXCLUSION OF IMPLIED WARRANTIES OR LIMITATIONS ON APPLICABLE STATUTORY RIGHTS OF A CONSUMER, SO THE ABOVE EXCLUSION AND LIMITATIONS MAY NOT APPLY TO YOU.

## **9 LIABILITY**

In no event shall ETH Zurich be liable for any damages (including, without limitation, lost profits, business interruption, or lost information) arising from the use of or inability

to use the SOFTWARE through You or the employees of the company You are legally representing. In no event will ETH Zurich be liable for loss of data or for indirect, special, incidental, consequential (including loss of profit), or other damages based in contract, tort or otherwise.

The above limitation of liability shall not be construed to amend or limit any party's statutory liability.

## 10 GENERAL PROVISIONS

- (i) ETH Zurich reserves the right to change the terms and conditions of this EULA at any point in time. In such event, ETH Zurich will notify You in due time of the changes to the terms of the EULA.
- (ii) Rights and duties derived from this EULA shall not be transferred to third parties without the written acceptance of the ETH Zurich.
- (iii) You shall not infer from this EULA any other rights, including licenses, than those that are explicitly stated herein.
- (iv) This EULA shall exclusively be governed by and interpreted in accordance with the laws of Switzerland, without reference to its conflict of laws principles. The exclusive place of jurisdiction is Zurich (Switzerland).

## 11 ACKNOWLEDGMENT

You acknowledge that you have read this EULA, understand it, and had an opportunity to seek independent legal advice prior to agreeing to it. In consideration of ETH Zurich agreeing to provide the SOFTWARE, You agree to be bound by the terms and conditions of this EULA. You further agree that it is the complete and exclusive statement of the agreement between you and ETH Zurich, which supersedes any proposal or prior agreement, oral or written, and any other communication between you and ETH Zurich relating to the subject of this EULA.

### **Notice:**

Third party software copyright notices and third party software licenses can be found in the appendix.



**BASIC SIMULATION ENVIRONMENT  
FOR MODELLING OF ENVIRONMENTAL  
FLOWS AND NATURAL HAZARDS**

---

# **REFERENCE MANUAL BASEMD**

**VERSION 4.0.1  
MAY 2023**



**BASEMENT**



# Contents

<b>1</b>	<b>Mathematical Models</b>	<b>5</b>
1.1	Governing Flow Equations . . . . .	5
1.1.1	Saint-Venant Equations . . . . .	5
1.1.1.1	Introduction . . . . .	5
1.1.1.2	Conservative Form of SVE . . . . .	5
1.1.1.3	Source Terms . . . . .	9
1.1.1.4	Closure Conditions . . . . .	9
1.1.1.5	Boundary Conditions . . . . .	11
1.1.2	Shallow Water Equations . . . . .	13
1.1.2.1	Introduction . . . . .	13
1.1.2.2	Closure Conditions . . . . .	17
1.1.2.3	Conservative Form of SWE . . . . .	18
1.1.2.4	Source Terms . . . . .	19
1.1.2.5	Boundary Conditions . . . . .	20
1.2	Sediment and Pollutant Transport . . . . .	22
1.2.1	Fundamentals of Sediment Motion . . . . .	22
1.2.1.1	Threshold Condition for Sediment Transport . . . . .	22
1.2.1.2	Influence of Bed Forms on Bottom Shear Stress . . . . .	23
1.2.1.3	Bed Armouring . . . . .	24
1.2.1.4	Settling Velocities of Particles . . . . .	25
1.2.1.5	Bed load Propagation Velocity . . . . .	26
1.2.2	Suspended Sediment and Pollutant Transport . . . . .	26
1.2.2.1	One Dimensional Advection-Diffusion-Equation . . . . .	26
1.2.2.2	Two Dimensional Advection-Diffusion-Equation . . . . .	26
1.2.2.3	Source Terms . . . . .	27
1.2.3	Bed Load Transport . . . . .	28
1.2.3.1	One Dimensional Bed Load Transport . . . . .	28
1.2.3.2	Two Dimensional Bed Load Transport . . . . .	30
1.2.3.3	Sublayer Source Term . . . . .	33
1.2.3.4	Closures for Bed Load Transport . . . . .	34
1.2.3.5	Abrasion in 1D . . . . .	41
1.2.3.6	Sediment Boundary Conditions . . . . .	41
1.2.4	Enforced Bed Movement . . . . .	41
1.2.5	Random Bed Perturbation . . . . .	42
1.3	Sub-surface flow . . . . .	42
1.3.1	Introduction . . . . .	42
1.3.2	Governing equations . . . . .	42
1.3.3	Constitutive relationships . . . . .	43
1.4	Morphodynamics and Vegetation . . . . .	44

1.4.1	Introduction . . . . .	44
1.4.2	Mathematical model . . . . .	45
1.4.3	Vegetation dynamics . . . . .	45
1.4.4	Feedback . . . . .	46
1.4.4.1	Vegetation effects on hydro-morphodynamics . . . . .	46
1.4.4.2	Hydro-morphodynamic effects on vegetation . . . . .	47
1.4.5	Range of the parameters used in previous works . . . . .	47
1.4.6	Reconstruction of the position of the mean water table . . . . .	48
<b>2</b>	<b>Numerics Kernel</b>	<b>51</b>
2.1	General View . . . . .	51
2.2	Methods for Solving the Flow Equations . . . . .	52
2.2.1	Fundamentals . . . . .	52
2.2.1.1	Finite Volume Method . . . . .	52
2.2.1.2	The Riemann Problem . . . . .	53
2.2.1.3	Exact Riemann Solvers . . . . .	55
2.2.1.4	Approximate Riemann Solvers . . . . .	56
2.2.2	Saint-Venant Equations . . . . .	59
2.2.2.1	Discretisation . . . . .	59
2.2.2.2	Discrete Form of Equations . . . . .	59
2.2.2.3	Discretisation of Source Terms . . . . .	60
2.2.2.4	Discretisation of Boundary conditions . . . . .	66
2.2.2.5	Solution Procedure . . . . .	73
2.2.3	Shallow Water Equations . . . . .	77
2.2.3.1	Discrete Form of Equations . . . . .	77
2.2.3.2	Discretisation of Source Terms . . . . .	79
2.2.3.3	Conservative property (C-Property) . . . . .	88
2.2.3.4	Discretisation of Boundary Conditions . . . . .	89
2.2.3.5	Solution Procedure . . . . .	98
2.3	Solution of Sediment Transport Equations . . . . .	99
2.3.1	Vertical Discretisation . . . . .	99
2.3.1.1	General . . . . .	99
2.3.1.2	Determination of Mixing Layer Thickness . . . . .	99
2.3.2	One Dimensional Sediment Transport . . . . .	103
2.3.2.1	Spatial Discretisation . . . . .	103
2.3.2.2	Discrete Form of Equations . . . . .	106
2.3.2.3	Discretisation of Source Terms . . . . .	115
2.3.2.4	Solution Procedure . . . . .	118
2.3.3	Two Dimensional Sediment Transport . . . . .	118
2.3.3.1	Spatial Discretisation . . . . .	118
2.3.3.2	Discrete Form of Equations . . . . .	119
2.3.3.3	Discretisation of Source Terms . . . . .	126
2.3.3.4	Gravitational Transport . . . . .	128
2.3.3.5	Management of Soil Layers . . . . .	131
2.3.3.6	Solution Procedure . . . . .	132
2.4	Time Discretisation and Stability Issues . . . . .	132
2.4.1	Explicit Schemes . . . . .	132
2.4.1.1	Euler First Order . . . . .	132
2.4.2	Determination of Time Step Size . . . . .	133

2.4.2.1	Hydrodynamic . . . . .	133
2.4.2.2	Bedload Transport . . . . .	134
2.4.2.3	Suspension Transport . . . . .	134
2.4.3	Implicit Scheme . . . . .	134
2.4.3.1	Introduction . . . . .	134
2.4.3.2	Time Discretisation . . . . .	134
2.4.3.3	Solution . . . . .	136
2.4.3.4	Integral Terms . . . . .	137
2.4.3.5	General Description of the Derivatives for the Matrix A . .	139
2.4.3.6	Determination of the Derivatives with Upwind Flux Determination . . . . .	141
2.4.3.7	Determination of the Derivatives with Roe Flux Determination . . . . .	143
2.4.3.8	Derivatives of the fluxes for an inner Weir . . . . .	146
2.5	Numerical Solution of Sub-surface Flow . . . . .	147
2.5.1	Introduction . . . . .	147
2.5.2	Lattice-Boltzmann Method . . . . .	148
2.5.3	Solution procedure . . . . .	149
2.5.3.1	Advection step . . . . .	149
2.5.3.2	Collision step . . . . .	150
2.5.3.3	Update of macroscopic variables . . . . .	150
2.5.4	Equilibrium functions . . . . .	150
2.5.5	Boundary and initial conditions . . . . .	151

### 3 References

153



---

## Mathematical Models

### 1.1 Governing Flow Equations

#### 1.1.1 Saint-Venant Equations

##### 1.1.1.1 Introduction

The BASEchain module is based on the Saint Venant Equations (SVE) for unsteady one dimensional flow. The validity of these equations implies the following conditions and assumptions:

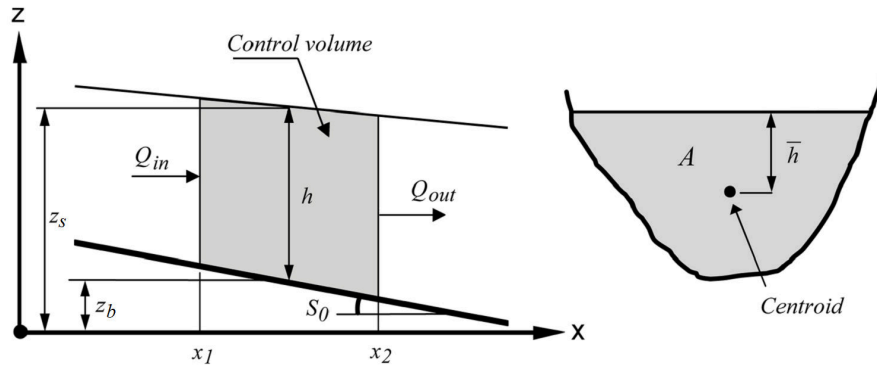
- Hydrostatic distribution of pressure: this is fulfilled if the streamline curvatures are small and the vertical accelerations are negligible
- Uniform velocity over the cross section and horizontal water surface across the section
- Small slope of the channel bottom, so that the cosine of the angle of the bottom with the horizontal can be assumed to be 1
- Steady-state resistance laws are applicable for unsteady flow.

The flow conditions at a channel cross section can be defined by two flow variables. Therefore, two of the three conservation laws are needed to analyze a flow situation. If the flow variables are not continuous, these must be the mass and the momentum conservation laws (Cunge et al., 1980).

##### 1.1.1.2 Conservative Form of SVE

###### 1.1.1.2.1 Mass Conservation

For the control volume illustrated in Figure 1.1, the conservation of mass is formulated assuming the mass density  $\rho$  is constant (incompressible flow). This leads basically to a



**Figure 1.1** Definition Sketch

conservation of Volume. The temporal change in Volume equals the difference between inflowing and outflowing Volume (eq. 1.1).

$$\frac{d}{dt} \int_{x_1}^{x_2} A \, dx + Q_{out} - Q_{in} - q_l(x_2 - x_1) = 0 \quad (1.1)$$

where:

$A$	$[m^2]$	wetted cross section area
$Q$	$[m^3/s]$	discharge
$q_l$	$[m^2/s]$	lateral discharge per meter of length (specific discharge)
$V$	$[m^3]$	volume
$x$	$[m]$	distance
$t$	$[s]$	time

Applying Leibnitz's rule and integrating with the mean value theorem

$$\frac{d}{dt} \int_{x_1}^{x_2} A \, dx = \int_{x_1}^{x_2} \frac{\partial A}{\partial t} \, dx = \frac{\partial A}{\partial t} (x_2 - x_1)$$

and then dividing by  $(x_2 - x_1)$  and making use of  $\frac{Q_{out} - Q_{in}}{(x_2 - x_1)} = \frac{\partial Q}{\partial x}$ , we obtain the differential form of the continuity equation:

$$\frac{\partial A}{\partial t} + \frac{\partial Q}{\partial x} - q_l = 0 \quad (1.2)$$

### 1.1.1.2.2 Momentum Conservation

Newton's second law of motion says: The change in momentum equals to the Sum of all external Forces. The momentum is defined as

$$p = m u$$

$$\frac{dp}{dt} = m a = \sum F$$



where:

$p$	$[kg\ m/s]$	momentum
$m$	$[kg]$	mass
$u$	$[m/s]$	velocity
$a$	$[m/s^2]$	acceleration
$F$	$[N]$	force

Making use of the Reynolds transport theorem (Chaudhry, 1993) and referring to the control volume in Figure 1.1 one obtains a conservative formulation for the left part of the momentum equation

$$\frac{dp}{dt} = \sum F = \frac{d}{dt} \int_{x_1}^{x_2} u \rho A dx + u_2 \rho A_2 u_2 - u_1 \rho A_1 u_1 - u_x \rho q_l (x_2 - x_1) \quad (1.3)$$

where:

$u_x$	$[m/s]$	velocity in x direction (direction of flow) of lateral sources
$\rho$	$[kg/m^3]$	mass density

Further simplification is achieved by applying Leibnitz's rule and writing  $Q = Au$  and  $Q/A = u$  resulting in:

$$\sum F = \int_{x_1}^{x_2} \rho \frac{\partial Q}{\partial t} dx + \rho \frac{Q^2}{A} \Big|_{out} - \rho \frac{Q^2}{A} \Big|_{in} - u_x \rho q_l (x_2 - x_1) \quad (1.4)$$

Applying the mean value theorem  $\int_{x_1}^{x_2} \rho \frac{\partial Q}{\partial t} dx = \frac{\partial Q}{\partial t} (x_2 - x_1) \rho$

and dividing both sides by  $\rho(x_2 - x_1)$  and by using

$$\left( \frac{Q^2}{A} \Big|_{out} - \frac{Q^2}{A} \Big|_{in} \right) \frac{1}{(x_2 - x_1)} = \frac{\partial}{\partial x} \left( \frac{Q^2}{A} \right)$$

leads to the following formulation:

$$\frac{\sum F}{\rho(x_2 - x_1)} = \frac{\partial Q}{\partial t} + \frac{\partial}{\partial x} \left( \frac{Q^2}{A} \right) - q_l u_x \quad (1.5)$$

For the determination of  $\sum F$  all external forces acting on the control volume have to be considered. These are:

- the pressure force upstream and downstream of the control volume:  $F_1 = -\rho g A_1 \bar{h}_1$  and  $F_2 = \rho g A_2 \bar{h}_2$  (hydrostatic pressure is  $p = \rho g h$ , the force is then  $F = pA$ )
- the weight of water (gravitational force) in x-direction:  $F_3 = \rho g \int_{x_1}^{x_2} A S_B dx$
- and the frictional force:  $F_4 = \rho g \int_{x_1}^{x_2} A S_f dx$

where

$S_B$	$[-]$	bottom slope
$S_f$	$[-]$	friction slope
$g$	$[m/s^2]$	gravity

All these forces are now put into the sum of eq. 1.5. For the pressure forces, we get directly a differential form as

$$\frac{\sum F}{\rho(x_2 - x_1)} = \frac{\rho g A_2 \bar{h}_2 - \rho g A_1 \bar{h}_1}{\rho(x_2 - x_1)} = g \frac{\partial}{\partial x} (A \bar{h})$$

For the gravitational force and the friction force, the mean value theorem is applied:

$$\int_{x_1}^{x_2} A(S_B - S_f) dx = A(S_B - S_f)(x_2 - x_1)$$

This results in the following momentum equation:

$$\frac{\partial Q}{\partial t} + \frac{\partial}{\partial x} \left( \frac{Q^2}{A} \right) - q_l u_x = -g \frac{\partial}{\partial x} (A \bar{h}) + g A (S_B - S_f) \quad (1.6)$$

There is still an unknown  $\bar{h}$  on the right hand side which should possibly be eliminated. Based upon geometrical considerations and using the Leibniz rule, the pressure Term can be expressed as the following not obvious relation. This can be proven mathematically even under the consideration that changes in the channel width are not negligible.

$$-g \frac{\partial}{\partial x} (A \bar{h}) = -g A \frac{\partial h}{\partial x} \quad (1.7)$$

Now, the unknown water depth  $h$  can be eliminated using the transformation

$$h = z_S - z_B \quad \text{and} \quad \frac{\partial h}{\partial x} = \frac{\partial z_S}{\partial x} - \frac{\partial z_B}{\partial x} = \frac{\partial z_S}{\partial x} + S_B$$

Inserting this into eq. 1.7, resp. eq. 1.6 leads to a formulation of the momentum equation where we have a term with the gradient of the water surface elevation  $z_S$  combining the pressure forces and the gravitational force. Note that the bottom slope  $S_B$  vanished.

$$\frac{\partial Q}{\partial t} + \frac{\partial}{\partial x} \left( \frac{Q^2}{A} \right) + g A \frac{\partial z_S}{\partial x} + g A S_f - q_l u_x = 0 \quad (1.8)$$

If only the cross sectional area where the water actually flows (and therefore contributes to the momentum balance) shall be used, and by introducing a factor  $\beta$  accounting for the velocity distribution in the cross section (Cunge et al. (1980)), eq. 1.9 is obtained:

$$\frac{\partial Q}{\partial t} + \frac{\partial}{\partial x} \left( \beta \frac{Q^2}{A_{red}} \right) + g A_{red} \frac{\partial z_S}{\partial x} + g A_{red} S_f - q_l u_x = 0 \quad (1.9)$$

where  $A_{red}$  [m<sup>2</sup>] is the reduced area, i.e. the part of the cross section area where water flows.

If Strickler values are used to define the friction

$$\beta = \frac{A \sum_i k_{str_i}^2 h_i^{7/3} b_i}{\left( \sum_i k_{str_i} h_i^{5/3} b_i \right)^2} \quad (1.10)$$

If the equivalent roughness height is used

$$\beta = \frac{A \sum_i k_{s_i}^2 h_i^2 b_i}{\left( \sum_i k_{s_i} h_i^{3/2} b_i \right)^2} \quad (1.11)$$

### 1.1.1.3 Source Terms

With the given formulation of the flow equation there are 4 source terms:

For the continuity equation:

- The lateral in- or outflow  $q_l$

For the momentum equation:

- The bed slope

$$W = gA \frac{\partial z_S}{\partial x} \quad (1.12)$$

- The bottom friction:

$$Fr = gA_{red} S_f \quad (1.13)$$

- The influence of lateral in- or outflow:

$$q_l u_x \quad (1.14)$$

However, in BASEchain, the influence of the lateral inflow on the momentum equation is neglected. Exceptions are the sideweir, coupling\_sideweir and bottom outflow source terms, where the influence of the lateral outflow on the momentum equation can be taken into account.

### 1.1.1.4 Closure Conditions

#### 1.1.1.4.1 Determination of Friction Slope

The relation between the friction slope  $S_f$  and the bottom shear stress is:

$$\frac{\tau_B}{\rho} = gRS_f \quad (1.15)$$

As the unit of  $\tau_B/\rho$  is the square of a velocity, a shear stress velocity can be defined as:

$$u_* = \sqrt{\frac{\tau_B}{\rho}} \quad (1.16)$$

The velocity in the channel is proportional to the shear flow velocity and thus:

$$u = c_f \sqrt{gRS_f} \quad (1.17)$$

where  $c_f$  is the dimensionless Chézy coefficient. It is defined as  $c_f = C/\sqrt{g}$ , where  $C$  is the Chézy coefficient [ $\text{m}^{1/2}/\text{s}$ ].

If  $u$  is replaced by  $Q/A$ :

$$\frac{Q}{A} = c_f \sqrt{gRS_f} \quad (1.18)$$

results, with

$$S_f = \frac{Q|Q|}{gA^2c_f^2R} \quad (1.19)$$

Introducing the conveyance  $K$  :

$$K = \frac{Q}{\sqrt{S_f}} = Ac_f\sqrt{Rg} \quad (1.20)$$

$$S_f = \frac{Q|Q|}{K^2} \quad (1.21)$$

The dimensionless friction coefficient  $c_f$  can be determined based on a power-law approach using Manning-Strickler friction coefficient  $k_{str}$  or based on log-law approach using equivalent sand roughness  $k_s$  of Nikuradse.

### Power Friction Law

The power friction law according to Manning-Strickler is widely used in practice. Therefore channel roughness is defined using Strickler's  $k_{str}$  or Manning's  $n$ . For conversion a simple relation holds:

$$k_{str} = \frac{1}{n}$$

The dimensionless friction coefficient  $c_f$  is calculated as

$$c_f = \frac{k_{str}R^{1/6}}{\sqrt{g}} \quad (1.22)$$

### Logarithmic Friction Laws

The following approaches are implemented to determine the coefficient  $c_f$ :

Chézy:

$$c_f = 5.75 \log \left( 12 \frac{R}{k_s} \right) \quad (1.23)$$

Yalin:

$$c_f = \frac{1}{\kappa} \ln \left( 11 \frac{R}{k_s} \right) \quad (1.24)$$

Bezzola:

This approach uses the roughness sublayer  $y_R$  as relevant roughness height. Usually for rivers  $y_R \approx 1.0d_{90}$  is a good approximation. This approach takes small relative roughness heights into account Bezzola (2002).

$$\begin{aligned} c_f &= 2.5 \sqrt{1 - \frac{y_R}{R}} \ln \left( 10.9 \frac{R}{y_R} \right), & \text{for } \frac{R}{y_R} > 2 \\ c_f &= 1.25 \sqrt{\frac{R}{y_R}} \ln \left( 10.9 \frac{R}{y_R} \right), & \text{for } \frac{R}{y_R} \leq 2 \\ c_f &= 1.5, & \text{for } \frac{R}{y_R} < 0.5 \end{aligned} \quad (1.25)$$

Darcy-Weissbach:

$$c_f = \sqrt{\frac{8}{f}} \quad \text{with} \quad f = \frac{0.24}{\log \left( \frac{12R}{k_s} \right)} \quad (1.26)$$

In the case where friction is determined based on the bed composition of the mobile bed, friction can be determined based on the local characteristic grain size  $d_{90}$ :

$$k_{str} = \frac{\text{factor}}{\sqrt[6]{d_{90}}} \quad \text{default value of factor} = 21.1 \quad (1.27)$$

or

$$k_s = \text{factor} \cdot d_{90} \quad \text{default value of factor} = 3 \quad (1.28)$$

The default values of the factors above correspond to a natural river bed with well graded bed material and exposed coarse components.

#### 1.1.1.5 Boundary Conditions

At the upper and lower end of the channel it is necessary to know the influence of the region outside on the flow within the computational domain. The influenced area depends

on the propagation velocity of a perturbation. The propagation velocity in standing water is

$$c = \sqrt{gh} \quad (1.29)$$

If a one dimensional flow is considered this propagation takes place in two directions: upstream ( $-c$ ) and downstream ( $+c$ ). These velocities must then be added to the flow velocities in the channel, giving the upstream ( $C_-$ ) and downstream ( $C_+$ ) characteristics:

$$C_- = \frac{dx}{dt} = u - c \quad (1.30)$$

$$C_+ = \frac{dx}{dt} = u + c \quad (1.31)$$

With these functions it is possible to determine which region is influenced by a perturbation and which region influences a given point after a given time.

In particular it can be said that if  $c < u$  the information will not be able to spread in upstream direction, thus the condition in a point cannot influence any upstream point, and a point cannot receive any information from downstream. This is the case for a supercritical flow.

In contrast, if  $c > u$ , which is the case for sub-critical flow, the information spreads in both directions, upstream and downstream. This fact substantiates the necessity and usefulness of information at the boundaries. As there are two equations to solve, two variables are needed for the solution.

If the flow conditions are sub-critical, the flow is influenced from downstream. Thus at the inflow boundary one condition can be taken from the flow region itself and only one additional boundary condition is needed. At the outflow boundary, the flow is influenced from outside and so one boundary condition is needed.

If the flow is supercritical, no information arrives from downstream. Therefore, two boundary conditions are needed at the inflow end. In contrast, as it cannot influence the flow within the computational domain, it is not useful to have a boundary condition at the downstream end.

**Table 1.1** Number of needed boundary conditions

Flow type	Inflow	Outflow
Sub critical flow ( $Fr < 1$ )	1	1
Supercritical flow ( $Fr > 1$ )	2	0

At the inflow boundary the given value is usually  $Q$ . If the flow is supercritical the second variable  $A$  is determined by a flow resistance law (slope is needed!).

At the outflow boundary there are several possibilities to provide the necessary information at the boundary:

- determine an out flowing discharge by a weir or a gate;
- set the water surface elevation as a function of time;

- set the water surface elevation as a function of the discharge (rating curve).

## 1.1.2 Shallow Water Equations

### 1.1.2.1 Introduction

Mathematical models of the so-called *shallow water* type govern a wide variety of physical phenomena. For reasons of simplicity, the shallow water equations will from here on be abbreviated as SWE. An important class of problems of practical interest involves water flows with a free surface under the influence of gravity. It includes:

- Tides in oceans
- Flood waves in rivers
- Dam break waves

The validity of the SWE implies the following conditions and assumptions:

- Hydrostatic distribution of pressure: this is fulfilled if the vertical accelerations are negligible.
- Small slope of the channel bottom, so that the cosine of the angle between the bottom and the horizontal can be assumed to be 1.
- Steady-state resistance laws are applicable for unsteady flow.

A key assumption made in derivation of the approximate shallow water theory concerns the first aspect, the hydrostatic pressure distribution. Supposing that the vertical velocity acceleration of water particles is negligible, a hydrostatic pressure distribution can be assumed. This eventually allows for integration over the flow depth, which results in a non-linear initial value problem, namely the shallow water equations. They form a time-dependent two-dimensional system of non-linear partial differential equations of hyperbolic type.

There are two approaches for the derivation of shallow water equations:

- Integrating the three-dimensional system of Navier-Stokes equations over flow depth
- Direct approach by considering a three-dimensional control volume

In the following the derivation of the depth integrated mass and momentum conservation equations from the Reynolds-averaged 3-D Navier-Stokes equation is briefly presented. Following boundary conditions are imposed:

1. At the top of water surface:

Kinematic boundary condition (this condition describes that no flow across the water surface can take place):

$$w_s = \frac{\partial z_S}{\partial t} + u_s \frac{\partial z_S}{\partial x} + v_s \frac{\partial z_S}{\partial y} \quad (1.32)$$

Dynamic boundary condition:

$$\tau = (\tau_{Sx}, \tau_{Sy}) \quad \text{and} \quad P = P_{atm} \quad (1.33)$$

2. At the bottom of water body:

Kinematic boundary condition (this condition describes that no flow through the bed surface can take place):

$$w_B = u_B \frac{\partial z_B}{\partial x} + v_B \frac{\partial z_B}{\partial y} \quad (1.34)$$

### Derivation of mass conservation

The derivation makes use of Leibniz's integration rule, which is used here to remove the partial derivatives from the integral. It can be written generally as

$$\int_{z_B(x,y)}^{z_S(x,y)} \frac{\partial f(x,y,z)}{\partial x} dz = \frac{\partial}{\partial x} \int_{z_B(x,y)}^{z_S(x,y)} f(x,y,z) dz + f(x,y,z_B) \frac{\partial z_B}{\partial x} - f(x,y,z_S) \frac{\partial z_S}{\partial x}$$

The 3-D Reynolds-averaged mass conservation equation is integrated over the flow depth from the bed bottom  $z_B$  to the water surface  $z_S$ .

$$\int_{z_B}^{z_S} \left[ \frac{\partial u}{\partial x} + \frac{\partial v}{\partial y} + \frac{\partial w}{\partial z} \right] dz = 0 \quad (1.35)$$

Applying Leibniz's rule on the first term, the velocity gradient in x-direction, leads to

$$\int_{z_B}^{z_S} \frac{\partial u}{\partial x} dz = \frac{\partial}{\partial x} \int_{z_B}^{z_S} u dz + u_B \frac{\partial z_B}{\partial x} - v_s \frac{\partial z_S}{\partial x}$$

whereas  $u_B, u_S$  and  $v_B, v_S$  are the velocities at the bottom and at the surface in x- and y-directions respectively. The second term of eq. 1.35 is treated analogously.

The third term can be evaluated exactly by applying the fundamental theorem of calculus. It results in the difference of the vertical velocity at the surface and the bottom:

$$\int_{z_B}^{z_S} \frac{\partial w}{\partial z} dz = w_S - w_B$$

Assembling these terms, one can identify and eliminate the kinematic boundary conditions as stated above.

$$\begin{aligned} \frac{\partial}{\partial x} \int_{z_B}^{z_S} u dz + \frac{\partial}{\partial y} \int_{z_B}^{z_S} v dz + \underbrace{u_B \frac{\partial z_B}{\partial x} + v_B \frac{\partial z_B}{\partial y} - w_B}_{=0} - \underbrace{u_S \frac{\partial z_S}{\partial x} - v_S \frac{\partial z_S}{\partial y} + w_S}_{= \frac{\partial z_S}{\partial t} = \frac{\partial h}{\partial t}} = 0 \end{aligned}$$



Evaluating the integrals over the depth as

$$\int_{z_B}^{z_S} u \, dz = \bar{u}h$$

finally leads to the depth integrated formulation of mass conservation:

$$\frac{\partial h}{\partial t} + \frac{\partial(\bar{u}h)}{\partial x} + \frac{\partial(\bar{v}h)}{\partial y} = 0$$

### Derivation of momentum conservation

The Reynolds-averaged 3-D momentum equation in x-direction of the Navier-Stokes equation is integrated over the depth

$$\int_{z_B}^{z_S} \left[ \frac{\partial u}{\partial t} + \frac{\partial u^2}{\partial x} + \frac{\partial uv}{\partial y} + \frac{\partial uw}{\partial z} \right] dz = \int_{z_B}^{z_S} \left[ -\frac{1}{\rho} \frac{\partial p}{\partial x} + \frac{1}{\rho} \frac{\partial \tau_{xx}}{\partial x} + \frac{1}{\rho} \frac{\partial \tau_{xy}}{\partial y} + \frac{1}{\rho} \frac{\partial \tau_{xz}}{\partial z} \right] dz \quad (1.36)$$

whereas the momentum equation in y-direction can be treated in an analogous manner.

The first term, the time derivative of the x-velocity, is transformed with Leibniz's rule and integrated over the depth.

$$\int_{z_B}^{z_S} \frac{\partial u}{\partial t} dz = \frac{\partial}{\partial t} \int_{z_B}^{z_S} u dz + u_B \frac{\partial z_B}{\partial t} - u_S \frac{\partial z_S}{\partial t} = \frac{\partial \bar{u}h}{\partial t} + u_B \frac{\partial z_B}{\partial t} - u_S \frac{\partial z_S}{\partial t}$$

The Leibniz rule is also applied on the advective terms as follows:

$$\int_{z_B}^{z_S} \frac{\partial u^2}{\partial x} dz = \frac{\partial}{\partial x} \int_{z_B}^{z_S} u^2 dz + u_B^2 \frac{\partial z_B}{\partial x} - u_S^2 \frac{\partial z_S}{\partial x} \quad , \quad \int_{z_B}^{z_S} \frac{\partial uv}{\partial y} dz = \frac{\partial}{\partial y} \int_{z_B}^{z_S} uv dz + u_B v_B \frac{\partial z_B}{\partial y} - u_S v_S \frac{\partial z_S}{\partial y}$$

And the fundamental theorem of calculus allows the evaluation of the fourth term on the left hand side.

$$\int_{z_B}^{z_S} \frac{\partial uw}{\partial z} dz = u_S w_S - u_B w_B$$

All terms of the left hand side of eq. 1.36 now can be assembled, and again, the kinematic boundary conditions are identified and can be eliminated. The left hand side is reduced to three remaining terms.

$$\bar{u}h + \frac{\partial}{\partial x} \int_{z_B}^{z_S} u^2 dz + \frac{\partial}{\partial y} \int_{z_B}^{z_S} uv dz + u_B \underbrace{\left( \frac{\partial z_B}{\partial t} + u_B \frac{\partial z_B}{\partial x} + v_B \frac{\partial z_B}{\partial x} - w_B \right)}_{=0} -$$

$$u_S \underbrace{\left( \frac{\partial z_S}{\partial t} + u_S \frac{\partial z_S}{\partial x} + v_S \frac{\partial z_S}{\partial y} + w_S \right)}_{=0}$$

With the assumption of a hydrostatic pressure distribution, the pressure term on the right hand side can be evaluated. Furthermore, the water surface elevation is replaced by the bottom elevation and the depth.

$$\frac{1}{\rho} \int_{z_B}^{z_S} \frac{\partial p}{\partial x} dz = gh \frac{\partial z_S}{\partial x} = gh \left( \frac{\partial z_B}{\partial x} + \frac{\partial h}{\partial x} \right)$$

The depth integration of the first two shear stresses of the right hand side yields the depth integrated viscous and turbulent stresses, which require additional closure conditions to be evaluated.

$$\frac{1}{\rho} \int_{z_B}^{z_S} \frac{\partial \tau_{xx}}{\partial x} dz + \frac{1}{\rho} \int_{z_B}^{z_S} \frac{\partial \tau_{yx}}{\partial y} dz = \frac{1}{\rho} \frac{\partial \bar{\tau}_{xx} h}{\partial x} + \frac{1}{\rho} \frac{\partial \bar{\tau}_{xy} h}{\partial y}$$

The third shear stress term can be integrated over the depth and introduces the bottom and surface shear stresses at the domain boundaries, which again need additional closure conditions. The surface shear stresses  $\tau_{Bx}$ , e.g. due to wind flow over the water surface, are neglected from here on.

$$\frac{1}{\rho} \int_{z_B}^{z_S} \frac{\partial \tau_{zx}}{\partial z} dz = \frac{1}{\rho} (\tau_{Sx} - \tau_{Bx})$$

Putting the terms together one obtains

$$\frac{\partial \bar{u}h}{\partial t} + \frac{\partial}{\partial x} \int_{z_B}^{z_S} u^2 dz + \frac{\partial}{\partial y} \int_{z_B}^{z_S} uv dz + gh \frac{\partial h}{\partial x} = -gh \frac{\partial z_B}{\partial x} - \frac{1}{\rho} \tau_{Bx} + \frac{1}{\rho} \frac{\partial \bar{\tau}_{xx} h}{\partial x} + \frac{1}{\rho} \frac{\partial \bar{\tau}_{xy} h}{\partial y}$$

The depth integrals of the advective terms still need to be solved. By dividing the velocities in a mean velocity  $\bar{u}$  and a deviation from the mean  $u'$ , similar to the Reynolds averaging procedure, the advective terms can be evaluated as follows. The depth integration introduces new dispersion terms, which describe the effects of the non-uniformity of the velocity distribution.

$$u = \bar{u} + u' \Rightarrow \frac{\partial}{\partial x} \int_{z_B}^{z_S} u^2 dz = \frac{\partial \bar{u}^2 h}{\partial x} + \frac{\partial \overline{u' u' h}}{\partial x} = \frac{\partial \bar{u}^2 h}{\partial x} + \frac{1}{\rho} \frac{\partial D_{xx} h}{\partial x}$$

In the end, after dividing the equations by the water depth, the depth integrated x-momentum equation of the SWE is obtained in the following formulation:

$$\frac{\partial \bar{u}}{\partial t} + \bar{u} \frac{\partial \bar{u}}{\partial x} + \bar{v} \frac{\partial \bar{u}}{\partial y} + g \frac{\partial h}{\partial x} = -g \frac{\partial z_B}{\partial x} - \frac{1}{\rho h} \tau_{Bx} + \frac{1}{\rho h} \frac{\partial [h(\bar{\tau}_{xx} + D_{xx})]}{\partial x} + \frac{1}{\rho h} \frac{\partial [h(\bar{\tau}_{xy} + D_{yx})]}{\partial y}$$

### Shallow Water Equations

Conclusive, as shown before, the complete set of SWE is derived in the form:

$$\frac{\partial h}{\partial t} + \frac{\partial(\bar{u}h)}{\partial x} + \frac{\partial(\bar{v}h)}{\partial y} = 0 \quad (1.37)$$

$$\frac{\partial \bar{u}}{\partial t} + \bar{u} \frac{\partial \bar{u}}{\partial x} + \bar{v} \frac{\partial \bar{u}}{\partial y} + g \frac{\partial h}{\partial x} = -g \frac{\partial z_B}{\partial x} - \frac{1}{\rho h} \tau_{Bx} + \frac{1}{\rho h} \frac{\partial [h(\bar{\tau}_{xx} + D_{xx})]}{\partial x} + \frac{1}{\rho h} \frac{\partial [h(\bar{\tau}_{xy} + D_{yx})]}{\partial y} \quad (1.38)$$

$$\frac{\partial \bar{v}}{\partial t} + \bar{u} \frac{\partial \bar{v}}{\partial x} + \bar{v} \frac{\partial \bar{v}}{\partial y} + g \frac{\partial h}{\partial y} = -g \frac{\partial z_B}{\partial y} - \frac{1}{\rho h} \tau_{By} + \frac{1}{\rho h} \frac{\partial [h(\bar{\tau}_{yx} + D_{yx})]}{\partial x} + \frac{1}{\rho h} \frac{\partial [h(\bar{\tau}_{yy} + D_{yy})]}{\partial y} \quad (1.39)$$

where:

$h$	$[m]$	water depth
$g$	$[m/s^2]$	gravity acceleration
$P$	$[Pa]$	pressure
$\bar{u}$	$[m/s]$	depth averaged velocity in x direction
$u_S$	$[m/s]$	velocity in x direction at water surface
$u_B$	$[m/s]$	velocity in x direction at bottom (usually equal zero)
$\bar{v}$	$[m/s]$	depth averaged velocity in y direction
$v_S$	$[m/s]$	velocity in y direction at water surface
$v_B$	$[m/s]$	velocity in y direction at bottom (usually equal zero)
$w_S$	$[m/s]$	velocity in z direction at water surface
$w_B$	$[m/s]$	velocity in z direction at bottom (usually equal zero)
$z_B$	$[m]$	bottom elevation
$z_S$	$[m]$	water surface elevation
$\tau_{Sx}, \tau_{Sy}$	$[N/m^2]$	surface shear stress in x- and y direction (here neglected)
$\tau_{Bx}, \tau_{By}$	$[N/m^2]$	bed shear stress in x- and y direction
$\bar{\tau}_{xx}, \bar{\tau}_{xy}, \bar{\tau}_{yx}, \bar{\tau}_{yy}$	$[N/m^2]$	depth averaged viscous and turbulent stresses
$D_{xx}, D_{xy}, D_{yx}, D_{yy}$	$[N/m^2]$	momentum dispersion terms

For brevity, the over bars indicating depth averaged values will be dropped from here on.

### 1.1.2.2 Closure Conditions

#### 1.1.2.2.1 Turbulence

The turbulent and viscous shear stresses can be quantified in accordance with the Boussinesq eddy viscosity concept, which can be expressed as

$$\tau_{xx} = 2\rho v \frac{\partial u}{\partial x} \quad , \quad \tau_{yy} = 2\rho v \frac{\partial v}{\partial y} \quad , \quad \tau_{xy} = \rho v \left( \frac{\partial u}{\partial y} + \frac{\partial v}{\partial x} \right) \quad (1.40)$$

If the flow is dominated by the friction forces, the total viscosity is the sum of the eddy viscosity (quantity due to turbulence modelling) and molecular viscosity (kinematic viscosity of the fluid):  $\nu = \nu_t + \nu_m$ .

Turbulent eddy viscosity may be dynamically calculated as  $\nu_t = \kappa u_* h / 6$  with the friction velocity  $u_* = \sqrt{\tau_B / \rho}$ .

The molecular viscosity is a physical property of the fluid and is constant due to the assumption of an isothermal fluid.

#### 1.1.2.2.2 Bed Shear Stress

The bed shear stresses are related to the depth-averaged velocities by the quadratic friction law

$$\tau_{Bx} = \rho \frac{|\mathbf{u}|u}{c_f^2} \quad ; \quad \tau_{By} = \rho \frac{|\mathbf{u}|v}{c_f^2} \quad (1.41)$$

in which  $|\mathbf{u}| = \sqrt{u^2 + v^2}$  is the magnitude of the velocity vector. The friction coefficient  $c_f$  can be determined by any friction law.

#### 1.1.2.2.3 Momentum Dispersion

The momentum dispersion terms account for the dispersion of momentum transport due to the vertical non-uniformity of flow velocities.

At the moment the momentum dispersion terms are not explicitly modelled here. Usually, in straight channels, these dispersive effects can be accounted for by adapting the turbulent viscosity in the determination of the turbulent stresses (Wu, 2007).

#### 1.1.2.3 Conservative Form of SWE

Various forms of SWE can be distinguished with their primitive variables. The proper choice of these variables and the corresponding set of equations plays an extremely important role in numerical modelling. It is well known that the conservative form is preferred over the non-conservative one if strong changes or discontinuities in a solution are to be expected. In flooding and dam break problems, this is usually the case.

Bechteler et al. (1993) showed that the equation sets in conservative form, with  $(h, uh, vh)$  as independent and primitive variables produce best results. The conservative form can be derived by multiplying the continuity equation with  $u$  and  $v$  and adding to momentum equations in  $x$  and  $y$  direction respectively. This set of equations can be written in the following form:

$$\mathbf{U}_t + \nabla(\mathbf{F}, \mathbf{G}) + \mathbf{S} = 0 \quad (1.42)$$

where  $\mathbf{U}, \mathbf{F}(\mathbf{U}), \mathbf{G}(\mathbf{U})$  and  $\mathbf{S}$  are the vectors of conserved variables, fluxes in the  $x$  and  $y$  directions and sources respectively, given by:

$$\mathbf{U} = \begin{pmatrix} h \\ uh \\ \nu h \end{pmatrix} \quad (1.43)$$

$$\mathbf{F} = \begin{pmatrix} uh \\ u^2h + \frac{1}{2}gh^2 - \nu h \frac{\partial u}{\partial x} \\ u\nu h - \nu h \frac{\partial u}{\partial y} \end{pmatrix} ; \quad \mathbf{G} = \begin{pmatrix} \nu h \\ u\nu h - \nu h \frac{\partial \nu}{\partial x} \\ \nu^2h + \frac{1}{2}gh^2 - \nu h \frac{\partial \nu}{\partial y} \end{pmatrix} \quad (1.44)$$

$$\mathbf{S} = \begin{pmatrix} 0 \\ gh(S_{fx} - S_{Bx}) \\ gh(S_{fy} - S_{By}) \end{pmatrix} \quad (1.45)$$

where  $\nu$  is the total viscosity.

#### 1.1.2.4 Source Terms

The eq. 1.45 has two source terms: the bed shear stress ( $\tau_B/\rho = ghS_f$ ) and the bed slope term ( $ghS_B$ ). The viscous stresses in the flux of eq. 1.44 are also treated as flux term.

The bed shear stress is the most important physical parameter besides water depth and velocity field of a hydro- and morphodynamic model. It causes the turbulence and is responsible for sediment transport and has a non-linear effect of retarding the flow. When the effect of turbulence grows, the effect of molecular viscosity becomes relatively smaller, while viscous boundary layer near a solid boundary becomes thinner and may even appear not to exist. It means that the bed stress (friction) is equal to the bed turbulent stress.

However, bed stress is usually estimated by using an empirical or semi-empirical formula since the vertical distribution of velocity cannot be readily obtained.

In the one dimensional system of equations the term bed stress can be expressed as  $gRS_f$ , where  $S_f$  denotes the energy slope. Assuming that the frictional force in a two dimensional unsteady open flow can be estimated by referring to the formulas for one dimensional flows in open channel it can be written:

$$S_f = \frac{u|u|}{gc_f^2R} \quad (1.46)$$

where  $u$  = velocity;  $c_f$  = friction coefficient;  $R$  = hydraulic radius. It can be easily seen that the above formula can be approximately generalized to the two dimensional system. In one-dimensional flows it is not distinguished between bottom and lateral (side wall) friction, while in two dimensional flows it is often taken a unit width channel ( $R = h$ ). For the two dimensional system the eq. 1.46 has the following forms

$$S_{fx} = \frac{u\sqrt{u^2 + v^2}}{gc_f^2R} ; \quad S_{fy} = \frac{v\sqrt{u^2 + v^2}}{gc_f^2R} \quad (1.47)$$

The coefficient  $c_f$  can be calculated by different empirical approaches as in the one dimensional system, e.g. using the Manning or Strickler coefficients. See Section 1.1.1.4 for

further details on the determination of the friction coefficient  $c_f$ . If the friction value is calculated from the bed composition, the  $d_{90}$  diameter of the mixture is determined. In case of single grain simulations the  $d_{90}$  diameter is estimated by  $d_{90} = 3 \cdot d_{mean}$ .

The bed stress terms need additional closures equation (see Section 1.1.2.2) to be determined. Bed slope terms represent the gravity forces

$$S_{B,x} = -\partial z_B / \partial x \quad ; \quad S_{B,y} = -\partial z_B / \partial y \quad (1.48)$$

The viscous fluxes are treated as source terms (The superscript ‘d’ refers to the diffusion)

$$\mathbf{S}_d = \frac{\partial \mathbf{F}^d}{\partial x} + \frac{\partial \mathbf{G}^d}{\partial y}$$

where the diffusive fluxes read

$$\mathbf{F}^d = \begin{pmatrix} 0 \\ \nu h \frac{\partial u}{\partial x} \\ \nu h \frac{\partial \nu}{\partial x} \end{pmatrix}$$

$$\mathbf{G}^d = \begin{pmatrix} 0 \\ \nu h \frac{\partial u}{\partial y} \\ \nu h \frac{\partial \nu}{\partial y} \end{pmatrix}$$

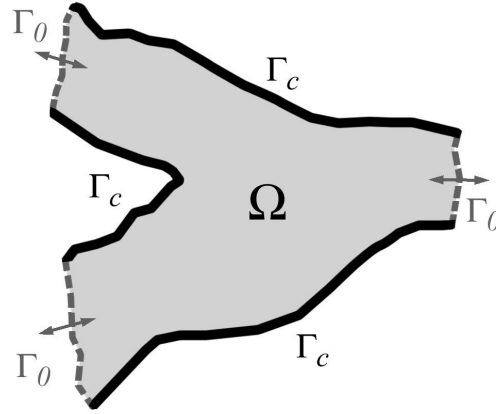
The total viscosity  $\nu$  is the sum of the kinematic viscosity and turbulent eddy viscosity. The kinematic viscosity is a physical property of the fluid and is set to a constant value.

The turbulent eddy viscosity can either be set to a constant value or calculated dynamically as Turbulent eddy viscosity may be dynamically calculated as  $\nu_t = \kappa u_* h / 6$  with the friction velocity  $u_* = \sqrt{\tau_B / \rho}$ .

### 1.1.2.5 Boundary Conditions

SWE provide a model to describe dynamic fluid processes of various natural phenomena and find therefore widespread application in science and engineering. Solving SWE needs the appropriate boundary conditions like any other partial differential equations. In particular, the issue of which kind of boundary conditions are allowed is still not completely understood (Agoshkov et al., 1994). However several sets of boundary conditions of physical interest that are admissible from the mathematical viewpoint will be discussed here.

The physical boundaries can be divided into two sets: one *closed* ( $\Gamma_c$ ), the other *open* ( $\Gamma_o$ ) (Figure 1.2). The former generally expresses that no mass can flow through the boundary. The latter is an imaginary fluid-fluid boundary and includes two different inflow and outflow types.



**Figure 1.2** Computational Domain and Boundaries

#### 1.1.2.5.1 Closed Boundary

The following relations are often described on the closed boundary, say  $\Gamma_c$  :

$$\rho \mathbf{u} \cdot \mathbf{n} = 0 \quad \frac{\partial \mathbf{u}}{\partial \mathbf{n}} = 0 \quad (1.49)$$

where

- $\mathbf{n}$  [m] the normal (directed outward) unit vector on  $\Gamma_c$
- $\mathbf{u}$  [m/s] velocity vector =  $(u, v)$

#### 1.1.2.5.2 Open Boundary

The number of boundaries of a partial differential equations system depends on the type of the system. From the mathematical point of view, the SWE establish a quasi-linear hyperbolic differential equations system. If the temporal derivatives vanish, the system is elliptical for  $Fr \leq 1.0$  and hyperbolic for  $Fr \geq 1.0$  , where  $Fr$  is Froude number.

On the open boundary ( $\Gamma_o$ ) the two types inflow and outflow can be respectively distinguished as follows:

$$\Gamma_{in} = (x \in \Gamma_o; \mathbf{u} \cdot \mathbf{n} < 0) \quad (1.50)$$

$$\Gamma_{out} = (x \in \Gamma_o; \mathbf{u} \cdot \mathbf{n} > 0) \quad (1.51)$$

Based on the behaviour of the system of equations, the theoretical number of open boundary conditions is listed in Table 1.2 (Agoshkov et al., 1994) (Beffa, 1994):

**Table 1.2** The Correct Number of Boundary Conditions in SWE

Flow type	Inflow	Outflow
Sub critical flow ( $Fr < 1$ )	2	1
Supercritical flow ( $Fr > 1$ )	3	0

However in practical application of boundary conditions, the number of the implemented conditions is often higher or lower than the theoretical criteria (Nujić, 1998).

## 1.2 Sediment and Pollutant Transport

### 1.2.1 Fundamentals of Sediment Motion

#### 1.2.1.1 Threshold Condition for Sediment Transport

##### 1.2.1.1.1 Determination of the Critical Shear Stress

The critical shear stress  $\tau_{B_{cr}} = \theta_{cr}(\rho_s - \rho)gd_g$  is the threshold for incipient motion of grain class  $g$  where the critical Shields parameter  $\theta_{cr}$  is a function of the shear Reynolds number  $Re^*$  (Shields, 1936). The critical Shields parameter  $\theta_{cr}$  can be set to a constant value, e.g. Meyer-Peter and Müller (1948) proposed a constant Shields parameter of 0.047 for fully turbulent flow ( $Re^* > 10^3$ ). Furthermore,  $\theta_{cr}$  can be dynamically determined from a transformed Shields diagram as a function of the dimensionless grain diameter  $D^*$  ( $\theta_{cr} = f(D^*)$ ) (Figure 1.3).

An approximation of the original Shields diagram was proposed by van Rijn (1984a):

$$\begin{aligned} \theta_{cr} &= 0.24(D^*)^{-1} & \text{for } 1 \leq D^* \leq 4 \\ \theta_{cr} &= 0.14(D^*)^{-0.64} & \text{for } 4 < D^* \leq 10 \\ \theta_{cr} &= 0.04(D^*)^{-0.1} & \text{for } 10 < D^* \leq 20 \\ \theta_{cr} &= 0.013(D^*)^{0.29} & \text{for } 20 < D^* \leq 150 \\ \theta_{cr} &= 0.055 & \text{for } D^* > 150 \end{aligned} \quad (1.52)$$

where the dimensionless grain diameter  $D^*$  is defined as

$$D^* = \left( \frac{(\rho_s - \rho)g}{\rho v^2} \right)^{1/3} d \quad (1.53)$$

Another explicit formulation of the Shields curve was proposed by Yalin and Silva (2001):

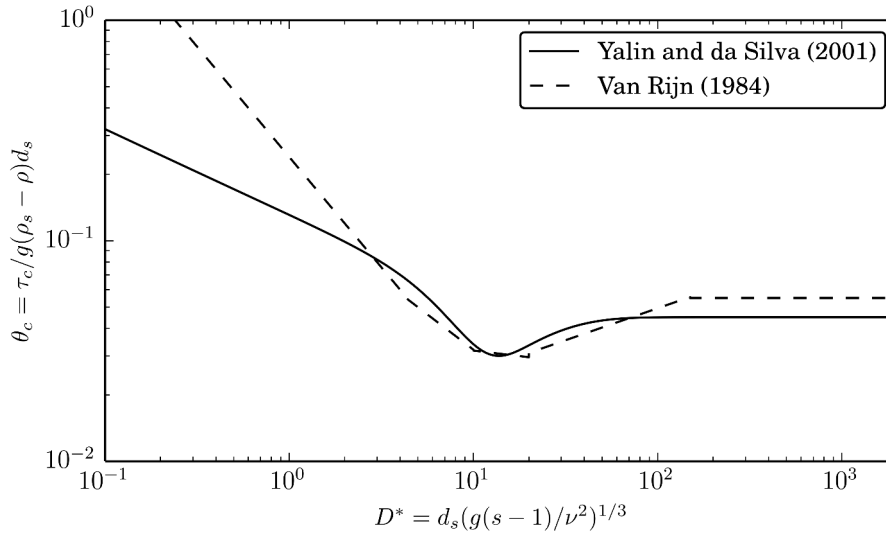
$$\theta_{cr} = 0.13D^{*-0.392} \exp(-0.015D^*) + 0.045(1 - \exp(-0.068D^*)) \quad (1.54)$$

##### 1.2.1.1.2 Influence of Local Slope on Incipient Motion

The investigations on incipient motion by Shields were made for almost horizontal bed. In the case of sloped bed in flow direction or transverse to it, the stability of grains can either be reduced or increased due to gravity. One approach to consider the effects of local slopes on the threshold for incipient motion is to correct the critical shear stresses for incipient motion. Here  $k_\beta$  and  $k_\gamma$  are correction factors for slope in flow direction and in transversal direction and  $\tau_{B_{cr},Shields}$  is the critical shear stress for almost horizontal bed as derived by Shields. The corrected critical shear stress then is determined as

$$\tau_{B_{cr}} = k_\beta k_\gamma \tau_{B_{cr},Shields} \quad (1.55)$$





**Figure 1.3** Transformed Shields diagram to determine critical Shields parameter

The correction factors are calculated as suggested by van Rijn (1989):

$$k_{\beta} = \begin{cases} \frac{\sin(\gamma - \beta)}{\sin\gamma} & \text{if slope} < 0 \\ \frac{\sin(\gamma + \beta)}{\sin\gamma} & \text{if slope} > 0 \end{cases} \quad (1.56)$$

$$k_{\gamma} = \begin{cases} \cos\delta \sqrt{1 - \frac{\tan^2\delta}{\tan^2\gamma}} \end{cases}$$

where  $\beta$  is the angle between the horizontal and the bed in flow direction,  $\delta$  is the slope angle transversal to the flow direction and  $\gamma$  is the angle of repose of the sediment material.

Furthermore, Chen et al. (2010) proposed a correction  $k = k_{\beta}k_{\gamma}$  as follows

$$k = \frac{\tau_{B_{cr}}}{\tau_{B_{cr, Shields}}} = \frac{1}{\tan\gamma} \left( \cos^2\left(\frac{\pi}{2} - \beta\right) - 1 + \frac{1}{(1 + \tan^2\beta + \tan^2\gamma)} + \frac{\tan^2\gamma}{(1 + \tan^2\beta + \tan^2\gamma)} \right)^{0.5} + \cos\left(\frac{\pi}{2} - \beta\right) \quad (1.57)$$

### 1.2.1.2 Influence of Bed Forms on Bottom Shear Stress

In presence of bed forms, like ripples, sand dunes or gravel banks, additional friction losses can occur due to complex flow conditions around these bed forms and the formation of turbulent eddies. In such cases the dimensionless bottom shear stress  $\theta$  determined from

the present flow conditions can differ from the effective dimensionless bottom shear stress  $\theta'$ , which is relevant for the transport of the sediment particles. It is usually assumed that the determination of the effective shear stress should be based upon the grain friction losses only and should exclude additional form losses, to prevent too large sediment transport rates. Therefore a reduction factor  $\mu$  is introduced for the determination of the effective bottom shear stress  $\theta'$  from the bottom shear stress  $\theta$  as

$$\mu = \frac{\tau'_B}{\tau_B} = \frac{\theta'}{\theta} \quad \text{with} \quad \begin{cases} \mu = 1.0 & \text{(no bed forms)} \\ \mu < 1.0 & \text{(bed forms)} \end{cases} \quad (1.58)$$

This reduction factor (also called “ripple factor”) can be given a constant value if the bed forms are distributed uniformly over the simulation domain. After Jäggi this factor should be set between 0.8 and 0.85. If there are no bed forms present one can consider that  $\theta' = \theta$ , i.e.  $\mu=1.0$ . Generally can be said, the larger the form resistance, the smaller becomes the reduction factor  $\mu$ .

Another approach is to calculate the reduction factor by introducing a reduced energy slope  $J'$ , compared to the energy slope  $J$ , due to the presence of the bed forms as done by Meyer-Peter and Müller. This approach is in particular suitable if ripples are present at the river bed and finally leads to the following estimation of the reduction factor.

$$\mu = \left( \frac{k_{str}}{k'_{str}} \right)^{3/2} \quad (1.59)$$

Here,  $k'_{str}$  corresponds to the definition of the Strickler coefficient for experiments with Nikuradse-roughness (Jäggi, 1995) and can be calculated from the grain sizes using the d90 diameter as detailed in section Section 1.1.1.4.  $k_{str}$  is the calibrated Strickler coefficient used in the hydraulic calculations which includes the form friction effects.

### 1.2.1.3 Bed Armouring

In morphological simulations with fractional sediment transport the forming or destroying of bed armouring layers can be simulated by modelling sorting effects without special features.

But there are also some types of protection layers which need a special treatment, like e.g. grass layers or geotextiles. Furthermore, for single grain simulations the bed material sorting effects cannot be captured and therefore a special treatment is needed if effects of bed armouring shall be considered.

The effects of such a protection layer can be considered using two methods:

- A critical shear stress  $\tau_{cr,start}$  of the protection layer can be specified, which must be exceeded at least once before erosion of the substrate can take place. This method is suited for simulations with one or multiple grain classes. Start of erosion:  
 $\tau_B > \tau_{cr,start}$
- Another approach is to define the d90 grain diameter of the bed armouring layer. The dimensionless critical shear stress  $\theta_{cr,armour}$  of this bed armour is then estimated as

$$\theta_{cr,armour} = \theta_{cr} \left( \frac{d_{90}}{d} \right)^{2/3}$$

where  $d_{90}$  is the specified d90 grain diameter of the bed armour and  $d$  and  $\theta_{cr}$  are the diameter and critical shear stress of the substrate. But be aware that in case the bed armour is eroded once, it cannot be built up again using this approach in single grain computations.

If sediment has accumulated above the protection layer, the armouring condition is not applied until this sediment is totally eroded.

#### 1.2.1.4 Settling Velocities of Particles

The settling velocity  $w$  of sediment particles is an important parameter to determine which particles are transported as bed load or as suspended load. Many different empirical or semi-empirical relations for the determination of settling velocities in dependence of the grain diameter have been suggested in literature.

##### Approach of van Rijn

The sink rate can be determined against the grain diameter after van Rijn (1984b).

$$w = \frac{(s-1)gd^2}{18\nu} \quad \text{for } 0.001 < d \leq 0.1 \quad \text{mm} \quad (1.60)$$

$$w = \frac{10\nu}{d} \left( \sqrt{1 + \frac{0.01(s-1)gd^3}{\nu^3}} - 1 \right) \quad \text{for } 0.1 < d \leq 1 \quad \text{mm} \quad (1.61)$$

$$w = 1.1\sqrt{(s-1)gd} \quad \text{for } d \geq 1 \quad \text{mm} \quad (1.62)$$

$d$  is the diameter of the grain,  $\nu$  is the kinematic viscosity and  $s = \rho_S/\rho$  the specific density.

##### Approach of Wu and Wang

A newer approach for the computation of the sink velocity is the one of Wu et al. (2000):

$$w = \frac{M\nu}{Nd} \left[ \sqrt{\frac{1}{4} + \left( \frac{4N}{3M^2} (D^*)^3 \right)^{1/n}} - \frac{1}{2} \right]^n \quad (1.63)$$

where:

$$M = 53.5e^{-0.65S_p}$$

$$N = 5.65e^{-2.5S_p}$$

$$n = 0.7 + 0.9S_p$$

$S_p$  is the Corey shape factor, with a value for natural sediments of about 0.7 (0.3 - 0.9).

##### Approach of Zhang

The Zhang formula (Zhang, 1961) is based on many laboratory data and was developed for naturally worn sediment particles. It can be used in a wide range of sediment sizes in the laminar as well turbulent settling region (Wu, 2007).

$$w = \sqrt{\left(13.95 \frac{\nu}{d}\right)^2 + 1.09(s-1)gd} - 13.95 \frac{\nu}{d} \quad (1.64)$$

### 1.2.1.5 Bed load Propagation Velocity

The propagation velocity of sediment material is an important parameter to characterize the bed load transport in rivers. In some numerical approaches for morphological simulations this velocity is a useful input parameter.

Several empirical investigations have been made to measure the velocity of bed load material in experimental flumes. One recent approach for the determination of the propagation velocity is the semi-empirical equation based on probability considerations by Zhilin Sun and John Donahue (Sun and Donahue, 2000) as

$$u_B = 7.5(\sqrt{\theta'} - C_0\sqrt{\theta_{cr}})\sqrt{(s-1)gd} \quad (1.65)$$

where  $\theta'$  is the dimensionless effective bottom shear stress and  $\theta_{cr}$  is the critical Shields parameter for incipient motion for a grain of diameter  $d$ . Furthermore,  $C_0$  is a coefficient less than 1 and  $s$  is specific density of the bedload material. As can be seen, the propagation velocity will increase if the difference of the actual shear stress and the critical shear stress enlarges as well as in the case of larger grain diameters.

## 1.2.2 Suspended Sediment and Pollutant Transport

### 1.2.2.1 One Dimensional Advection-Diffusion-Equation

For a channel with irregular cross section area  $A$  (Figure 1.1) the following advection-diffusion equation for to the number of pollutant species or grain size classes  $ng$  holds:

$$\frac{\partial(AC_g)}{\partial t} + \frac{\partial(QC_g)}{\partial x} - \frac{\partial}{\partial x} \left( A\Gamma \frac{\partial C_g}{\partial x} \right) - S_g - Sl_g = 0 \quad \text{for } g = 1, \dots, ng \quad (1.66)$$

Introducing the continuity equation  $\frac{\partial A}{\partial t} + \frac{\partial Q}{\partial x} = 0$  in eq. 1.66 one becomes:

$$A \frac{\partial(C_g)}{\partial t} + Q \frac{\partial(C_g)}{\partial x} - \frac{\partial}{\partial x} \left( A\Gamma \frac{\partial C_g}{\partial x} \right) - S_g - Sl_g = 0 \quad \text{for } g = 1, \dots, ng \quad (1.67)$$

### 1.2.2.2 Two Dimensional Advection-Diffusion-Equation

According to the number of pollutant species or grain size classes,  $ng$  advection-diffusion equations for transport of the suspended material are provided as follows:

$$\frac{\partial}{\partial t} C_g h + \frac{\partial}{\partial x} \left( C_g q - h\Gamma \frac{\partial C_g}{\partial x} \right) - \frac{\partial}{\partial y} \left( C_g r - h\Gamma \frac{\partial C_g}{\partial y} \right) - S_g - Sl_g = 0 \quad \text{for } g = 1, \dots, ng \quad (1.68)$$

where  $C_g$  is the concentration of each grain size class and  $\Gamma$  is the eddy diffusivity.

### 1.2.2.3 Source Terms

For both suspended sediment and pollutant transport there can be a local sediment or pollutant source:  $Sl_g$  given by a volume.

For suspended sediment transport an additional source term  $S_g$  representing the exchange with the bed has to be considered. This term appears also in the bed load equations if they are applied in combination with suspended load.

This term is calculated by the difference between the deposition rate  $q_d$  and the suspension (entry) rate  $q_{e_k}$ .

$$S_g = q_{e_g} - q_{d_g} \quad (1.69)$$

The deposition rate is expressed as convection flux of the sink rate:

$$q_{d_g} = w_g C_{d_g} \quad (1.70)$$

$w_g$  is the sink rate of grain class  $g$  and  $C_{d_g}$  its concentration near the bed. According to a suggestion of Bennett and Nordin (1977), the suspension entry is formulated in line with the deposition rate employing empirical relations:

$$q_{e_g} = w_g \beta_g C_{e_g} \quad (1.71)$$

The outcome of this is:

$$S_g = w_g (\beta_g C_{e_g} - C_{d_g}) \quad (1.72)$$

The sink rate  $w_g$  can be determined against the grain diameter after one of the relations given in Section 1.2.1.4

The reference concentration for the suspension entry can be calculated as follows after van Rijn (1984b):

$$C_{e_g} = 0.015 \frac{d_g}{a} \frac{T_g^{1.5}}{(D^*)_g^{0.3}} \quad (1.73)$$

where:

$T_g$  is the dimensionless characteristic number for the bottom shear stress of grain class  $g$ .

$a$  is the reference height above the mean bed bottom.

$(D^*)_g$  is the dimensionless diameter of grain class  $g$ .

Another approach is the one of Zyserman and Fredsøe (1994):

$$C_{e_g} = \frac{0.331(\theta' - 0.045)^{1.75}}{1 + 0.72(\theta' - 0.045)^{1.75}} \quad (1.74)$$

with the dimensionless effective bottom shear stress

$$\theta' = u_*^2 / [(s - 1)gd] \quad (1.75)$$

The reference concentration for the deposition rate is calculated after Lin (1984):

$$C_{d_g} = \left( 3.25 + 0.55 \ln \left( \frac{w_g}{\kappa u_*} \right) \right) C_g \quad (1.76)$$

where:

$C_g$  is the mean concentration over depth of suspended particles of grain class  $g$ ,

$u_*$  is the shear velocity,

$\kappa$  the Von Karmann constant.

Another approach is the one of Minh Duc (1998):

$$\alpha_c = \frac{(h - \delta)}{\int_{\delta}^h \left( \frac{h - z}{z} \frac{\delta}{h - \delta} \right)^{\omega/\kappa U_*} dz}$$

The erosion and deposition rates can also be computed using critical shear stresses, as does Xu (1998).

$$q_d = \begin{cases} \omega_s C_a \left( 1 - \frac{\tau}{\tau_{c,S}} \right) & \tau < \tau_{c,S} \\ 0 & \tau \geq \tau_{c,S} \end{cases}$$

$$\tau_{c,S} = \frac{\rho_s - \rho}{\rho_s} \frac{gh\omega_s C_k}{T_k U}$$

$T_k$  is a calibration parameter which has been suggested to take a value of 0.0018 by Westrich and Juraschek (1985). The reference concentration  $C_a$  can be determined after van Rijn (1984b) (eq. 1.73) or Zyserman and Fredsøe (1994) (eq. 1.74). Alternatively,  $C_a$  can be set to the actual depth-averaged concentration  $C_k$ .

$$q_e = \begin{cases} M \left( \frac{\tau}{\tau_{c,E}} - 1 \right)^n & \tau > \tau_{c,E} \\ 0 & \tau \leq \tau_{c,E} \end{cases}$$

With  $\tau_{c,E} = \rho u_{*cr}^2$ .  $M$  and  $n$  are calibration parameters.

## 1.2.3 Bed Load Transport

### 1.2.3.1 One Dimensional Bed Load Transport

#### 1.2.3.1.1 Component of the Bed Load Flux

The bed load flux for the one-dimensional case consists of one single component for each grain size, namely the specific bed load flux in stream wise direction  $q_{B_g}$ .

### 1.2.3.1.2 Evaluation of Bed Load Transport due to Stream Forces

In the one-dimensional case, the total specific bed load flux due to stream forces is evaluated as follows:

$$q_{B_g} = \beta_g q_B(\xi_g) \quad (1.77)$$

Details about the transport laws for evaluation of  $q_B$  with or without the consideration of the hiding factor  $\xi_g$  can be found in Section 1.2.3.4.

### 1.2.3.1.3 Gravitational Slope Collapse in Longitudinal Direction

Gravitational induced failures in longitudinal direction are significant aspects concerning erosion and transport modelling. This process may play an important role e.g. for delta formation in estuaries. Such slope failure processes take place mostly discontinuous and can deliver significant contributions to the total sum of transported material.

The modes of slope failures can differ largely (falls, topples, slides, etc.) and depend on the soil material, the degree of soil compaction and the pore pressures within the soil matrix. Here, a simplified, geometric approach is applied to be able to consider some aspects of this purely gravitational induced transport.

This approach is based on the idea that a slope between two cross-sections is flattened if its angle  $\alpha$  becomes steeper than a given critical slope angle  $\gamma_{crit}$ .

$$q_{B_g, xgrav} = \begin{cases} 0 & \text{if } (\alpha \leq \gamma_{crit}) \\ f(\alpha, \gamma_{crit}) & \text{if } (\alpha > \gamma_{crit}) \end{cases} \quad (1.78)$$

The sliding material is moved from the cross-section with higher elevation to the lower situated cross-section. Only one critical slope angle can be defined in this one-dimensional approach.

### 1.2.3.1.4 Bed Material Sorting

For each fraction  $g$  a mass conservation equation can be written, the so called “bed-material sorting equation”:

$$(1 - p) \frac{\partial}{\partial t} (\beta_g \cdot h_m) + \frac{\partial q_{B_g}}{\partial x} + s_g - s f_g - s l_{B_g} = 0 \quad \text{for } g = 1, \dots, n_g \quad (1.79)$$

where  $p$  = porosity of bed material (assumed to be constant),  $q_{B_g}$  = total bed load flux per unit width,  $s f_g$  = specific flux through the bottom of the active layer due to its movement and  $s l_{B_g}$  = source term per unit width to specify a local input or output of material (e.g. rock fall, dredging). The term  $s_g$  describes the exchange per unit width between the sediment and the suspended material (see Section 1.2.2.3).

### 1.2.3.1.5 Global Mass Conservation

Finally, the global bed material conservation equation is obtained by adding up the masses of all sediment material layers between the bed surface and a reference level for all fractions (Exner-equation) directly resulting in the elevation change of the actual bed level:

$$(1 - p) \frac{\partial z_B}{\partial t} + \sum_{g=1}^{ng} \left( \frac{\partial q_{B_g}}{\partial x} + s_g - sl_{B_g} \right) = 0 \quad (1.80)$$

### 1.2.3.2 Two Dimensional Bed Load Transport

#### 1.2.3.2.1 Components of the Bed Load Flux

The specific bed load flux in x direction is composed of three parts (an analogous relation exists in y direction):

$$q_{B_g,x} = q_{B_g,xx} + q_{B_g,xlateral} + q_{B_g,xgrav} \quad (1.81)$$

where (quantities per unit width)  $q_{B_g,xx}$  = bed load transport due to flow in x direction,  $q_{B_g,xlateral}$  = lateral transport in x-direction (due to bed load transport in y direction on sloped bed),  $q_{B_g,xcurv}$  = transport due to curvature effect in x-direction, and  $q_{B_g,xgrav}$  = pure gravity induced transport (e.g. due to collapse of a side slope).

#### 1.2.3.2.2 Evaluation of Equilibrium Bed Load Transport

In the two-dimensional case, bed load transport is evaluated as follows

$$q_{B_g,xx} = \beta_g q_B(\xi_g) \cdot e_x \quad (1.82)$$

The specific bed load discharge  $q_{B_g}$  of the  $g^{th}$  grain class has to be evaluated by a suitable transport law. Approaches for the bed load discharge  $q_{B_g}(\xi_g)$  with or without the consideration of a hiding factor  $\xi_g$  are discussed in Section 1.2.3.4.

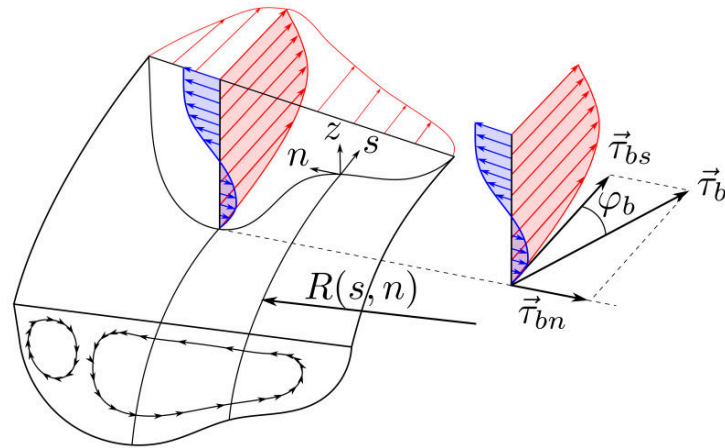
#### 1.2.3.2.3 Bed Load Direction due to Lateral Bed Slope

Empirical bed load formulas were originally derived for situations where bed slope equals flow direction. However, in case of lateral bed slope with respect to flow direction, bed load direction differs from flow direction due to gravitational influence on the bed material, e.g. moving sediment particle on riverbank. Therefore, bed load direction is corrected for lateral bed slope based on the following approach (e.g. see Ikeda (1982); Talmon et al. (1995)):

$$\tan \varphi_b = -N_l \left( \frac{\tau'_{B_{cr,g}}}{\tau'_B} \right)^\gamma \vec{s} \cdot \vec{n}_q \quad (1.83)$$

where:  $\varphi_b$  = bed load direction with respect to the flow vector  $\vec{q}$ ,  $N_l$  = lateral transport factor ( $1.2 \leq N_l \leq 2.4$ ),  $\gamma$  = lateral transport exponent (default  $\gamma = 0.5$ ),  $\vec{s}$  = bed slope (positive uphill, negative downhill),  $\vec{n}_q$  = is the unit vector perpendicular to  $\vec{q}$  pointing in downhill direction ( $\vec{s} \cdot \vec{n}_q < 0$ ),  $\tau'_B$  = dimensionless bed shear stress, and  $\tau'_{B_{cr,g}}$  = dimensionless critical shear stress of the individual grain class.





**Figure 1.4** Effect of spiral motion in river bend on bed shear stress  $\tau_b$  with deviation angle from main flow direction  $\varphi_b$ , adapted from Blanckaert (2011)

#### 1.2.3.2.4 Bed Load Direction due to Curvature Effect

Due to the presence of geometrical curvatures in rivers, the bed load direction may deviate from the depth averaged flow direction. Due to the three dimensional spiral flow motion, the bed load direction tends to point towards the inner side of the curve (Figure 1.4). This curvature effect is taken into account according to an approach proposed by Engelund (1974), where the deviation angle  $\varphi_b$  (positive counterclockwise and vice versa) from the main flow direction is determined as

$$\tan \varphi_b = N_* \frac{h}{R} \quad (1.84)$$

where  $h$  denotes the water depth,  $N_*$  denotes a curvature factor, and  $R$  denotes the radius of the river bend (positive for curvature in counterclockwise direction and vice versa).

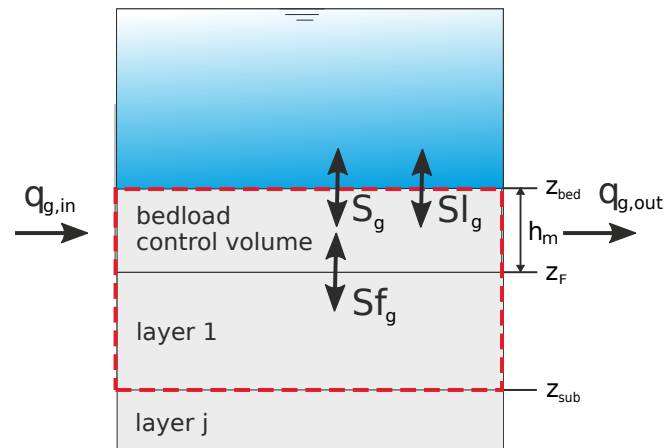
Note that the curvature factor  $N_*$  mainly depends on bed roughness. Therefore,  $N_* \approx 7$  for natural streams (Engelund, 1974), and values up  $N_* \approx 11$  for laboratory channels (Rozovskii, 1957).

#### 1.2.3.2.5 Gravitational Bank Collapse

Gravitational induced riverbank or sidewall failures are significant aspects concerning erosion and transport modelling. Such processes may play an important role in many situations, such as meandering streams, river widenings or failures of erodible embankment structures due to overtopping waters. Such slope failure processes take place mostly discontinuous and can deliver significant contributions to the total sum of transported material.

The modes of slope failures can differ largely (falls, topples, slides, etc.) and depend on the soil material, the degree of soil compaction and the pore pressures within the soil matrix. Here, a simplified, geometric approach is applied to be able to consider some aspects of this purely gravitational induced transport.

This approach is based on the idea that a slope is flattened if its angle  $\alpha$  becomes steeper than a given critical slope angle  $\gamma_{crit}$ .



**Figure 1.5** Definition sketch of overall control volume (red) of bed material sorting equation

$$q_{B_g, xgrav} = \begin{cases} 0 & \text{if } (\alpha \leq \gamma_{crit}) \\ f(\alpha, \gamma_{crit}) & \text{if } (\alpha > \gamma_{crit}) \end{cases} \quad (1.85)$$

The sliding material is moved from the sediment element with higher elevation to the lower situated element. Three characteristic critical slope angles are defined in this approach to have some flexibility in modelling the complex geotechnical aspects. The critical angles can be characterized as:

- critical angle for dry or partially saturated bank material which may greatly exceed the material's angle of repose (up to nearly vertical walls) due to negative pore pressures,
- critical angle for fully saturated and over flown material which is in the range of the material's angle of repose and
- a critical angle for deposited, not-compacted material.

A more physically based geotechnical approach, which takes into account more geotechnical considerations, is planned to be implemented in the future.

#### 1.2.3.2.6 Bed Material Sorting

The change of volume of a grain class  $g$  is balanced over the bed load control volume  $V_g$  and the underneath layer volume  $V_{sub_g}$ , as it is illustrated in Figure 1.5.

Depending on the bedload in- and outflows, the composition of the grain fractions in the bedload control volume can change. Furthermore three source terms are distinguished:

- External sediment sources or sinks can be specified ( $S_{lg}$ ).
- An exchange of sediment with the water column can take place ( $S_g$ ).
- The movement of the bedload control volume bottom  $Z_F$  can lead to changes of the grain compositions within the bedload control volume and the underneath soil layer

( $Sf_g$ ). (This is a special kind of source term, because it does not change the overall grain volume within the control volume indicated in Figure 1.5. It is not related with a physical movement of particles.)

For each grain class  $g$  a mass conservation equation can be written, the so called “bed-material sorting equation”, which is used to determine the grain fractions  $\beta_g$  at the new time level

$$\begin{aligned} \frac{\partial V}{\partial t} &= (1-p) \left[ \underbrace{\frac{\partial(\beta_g \cdot h_m)}{\partial t}}_{\text{change of grain volume in bedload control volume}} + \underbrace{\frac{\partial(\beta_{sub_g} \cdot (z_F - z_{sub}))}{\partial t}}_{\text{change of grain volume in layer } 1=sf_g} \right] \\ &= \underbrace{-\frac{\partial q_{B_g,x}}{\partial x} - \frac{\partial q_{B_g,y}}{\partial y}}_{\text{fluxes over boundary}} \underbrace{-s_g + sl_{B_g}}_{\text{source terms}} \end{aligned}$$

Rearranging this sorting equation leads to following formulation which is used from here on

$$(1-p) \frac{\partial}{\partial t} (\beta_g \cdot h_m) + \frac{\partial q_{B_g,x}}{\partial x} + \frac{\partial q_{B_g,y}}{\partial y} + s_g - sf_g - sl_{B_g} = 0 \quad \text{for } g = 1, \dots, ng \quad (1.86)$$

where  $h_m$  = thickness of bedload control volume,  $p$  = porosity of bed material (assumed to be constant),  $(q_{B_g,x}, q_{B_g,y})$  = components of total bed load flux per unit width,  $sf_g$  = flux through the bottom of the bedload control volume due to its movement and  $sl_{B_g}$  = source term to specify a local input or output of material (e.g. rock fall, dredging).

### 1.2.3.2.7 Global Mass Conservation

The global bed material conservation equation, which is often called Exner-equation, is obtained by adding up the masses of all sediment material layers between the bed surface and a reference level. This is done for all grain fractions and directly results in the elevation change of the actual bed level  $z_B$ :

$$(1-p) \frac{\partial z_B}{\partial t} + \sum_{g=1}^{ng} \left( \frac{\partial q_{B_g,x}}{\partial x} + \frac{\partial q_{B_g,y}}{\partial y} + s_g - sl_{B_g} \right) = 0 \quad (1.87)$$

### 1.2.3.3 Sublayer Source Term

The bottom elevation of the bed load control volume  $z_F$  is identical to the top level of the underneath layer. If  $z_F$  moves up, sediment flows into this underneath layer and leads to changes in its grain compositions. The exchange of sediment particles between the bed load control volume and the underlying layer is expressed by the source term:

$$sf_g = -(1-p) \frac{\partial}{\partial t} ((z_F - z_{sub}) \beta_{sub_g}) \quad (1.88)$$

### 1.2.3.4 Closures for Bed Load Transport

In the following a variety of bed load transport formulas are listed which are implemented to calculate the transport capacity. For practical purposes usually a calibration of the used formula is needed and several parameters can be adjusted by the user.

#### 1.2.3.4.1 Meyer-Peter and Müller (MPM & MPM-Multi)

The bed load transport formula of Meyer-Peter and Müller (Meyer-Peter and Müller, 1948) can be written as follows:

$$q_{B_g} = \alpha \sqrt{(s-1)gd_g^3} (\theta_g - \theta_{cr,g})^m \quad (1.89)$$

Herein,  $\alpha$  denotes the bed load factor (originally  $\alpha = 8$ ),  $m$  the bed load exponent (originally  $m = 1.5$ ),  $q_{B_g}$  is the specific bed load transport rate of grain class  $g$ ,  $\theta_g$  is the effective dimensionless shear stress for grain class  $g$ ,  $\theta_{cr,g}$  is the critical dimensionless shear stress for grain class  $g$ ,  $d_g$  is the diameter of the grain class  $g$ ,  $s = \rho_s/\rho$  and  $g$  stands for the gravitational acceleration. Note that by adjusting  $\alpha$  to 4.93 and  $m$  to 1.6, the bed load formula can be adapted according to Wong and Parker (2006).

Meyer-Peter and Müller observed in their experiments that the first grains moved already for  $\theta_{cr} = 0.03$ . But as their experiments took place with steady conditions they used a value for which already 50% of the grains were moving. They proposed the value of 0.047.

However for very unsteady conditions one should use values for which the grains really start to move (Fäh, 1997) like the values given by the shields diagram.

The formula of Meyer-Peter and Müller is applicable in particular for coarse sand and gravel with grain diameters above 1 mm (Malcherek, 2001).

The original bed load transport formula is intended for single grain simulations. But an extension of the MPM-Formula for fractional transport is implemented in the program and called MPM-Multi. It uses the hiding function  $\xi_g$  proposed by Ashida and Michiue (1971):

$$\xi_g = \begin{cases} [\log(19)/\log(19d_g/d_m)]^2 & d_g/d_m \geq 0.4 \\ 0.843d_m/d_g & d_g/d_m < 0.4 \end{cases} \quad (1.90)$$

$d_g$  is the grain size diameter of grain class  $g$  and  $d_m$  the mean diameter of the grain mixture. The dimensionless critical shear stress of grain class becomes:

$$\theta_{cr,g} = \theta_{cr,ref} \xi_g, \quad (1.91)$$

where  $\theta_{cr,ref}$  usually is assigned to a fix value (e.g.  $\theta_{cr,ref} = 0.047$ ) or the critical Shields parameter of the mean grain size.

#### 1.2.3.4.2 Ashida and Michiue

The bed load formula for non-uniform sediments according to Ashida and Michiue (Ashida and Michiue, 1971) reads

$$q_{B_g} = 17 \sqrt{(s-1)gd_g^3} (\theta_g - \xi_g \theta_{cr,ref}) (\sqrt{\theta_g} - \sqrt{\xi_g \theta_{cr,ref}}) \quad (1.92)$$

where  $q_{B_g}$  is the specific bed load transport rate of grain class  $g$ ,  $\theta_g$  is the dimensionless shear stress for grain class  $g$ ,  $\theta_{cr,ref}$  is the reference critical dimensionless shear stress (Ashida and Michiue (1971) proposed  $\theta_{cr,ref} = 0.05$ ),  $d_g$  is the diameter of the grain class  $g$ ,  $s = \rho_s/\rho$ ,  $g$  is the gravitational acceleration, and  $\xi_g$  is the hiding function according to eq. 1.90.

#### 1.2.3.4.3 Parker

Parker extended his empirical substrate-based bed load relation for gravel mixtures Parker et al. (1982), which was developed solely with reference to field data and suitable for near equilibrium mobile bed conditions, into a surfaced-based relation. The new relation is proper for non-equilibrium processes.

Based on the fact that the rough equality of bed load and substrate size distribution is attained by means of selective transport of surface material and the surface material is the source for bed load, Parker has developed the new relation based on the surface material. An important assumption in deriving the new relation is suspension cut-off size. Parker supposes that during flow conditions at which significant amounts of gravel are moved, it is commonly (but not universally) found that the sand moves essentially in suspension (1 to 6 mm). There for Parker has excluded sand from his analysis. In his free access Excel file, he has explicitly emphasised that the formula is valid only for the size larger than 2 mm. Regarding to the Oak Creek data, the original relation predicted 13% of the bed load as sand. For consistency it has to be corrected for the exclusion of sand and finer material.

$$W_{si}^* = 0.00218 G[\xi_s \omega \phi_{sg0}] \quad ; \quad W_{si}^* = \frac{Rgq_{bi}}{(\tau_B/\rho)^{3/2} F_i} \quad (1.93)$$

where:

$$\xi_s = \left( \frac{d_i}{d_g} \right)^{-0.0951} \quad ; \quad \phi_{50} = \frac{\tau_{sg}^*}{\tau_{rsg0}^*} \quad ; \quad \tau_{sg}^* = \frac{\tau_B}{\rho Rg d_g} \quad ; \quad \tau_{rsg0}^* = 0.0386$$

$$\omega = 1 + \frac{\sigma}{\sigma_0(\phi_{sg0})} [\omega_0(\phi_{sg0}) - 1] \quad ; \quad \sigma = \sum F_i \left[ \frac{\ln(d_i/d_g)}{\ln(2)} \right]^2 \quad ; \quad d_g = e^{\sum F_i \ln(d_i)}$$

$\xi_s$  is a “reduced” hiding function and differs from the one of Einstein. The Einstein hiding factor adjusts the mobility of each grain  $d_i$  in a mixture relative to the value that would be realized if the bed were covered with uniform material of size  $d_i$ . The new function adjusts the mobility of each grain  $d_i$  relative to the  $d_{50}$  or  $d_g$ , where  $d_g$  denotes the surface geometric mean size.

Although the above formulation does not contain a critical shear stress, the reference shear stress  $\tau_{rsg0}^*$  makes up for it, in that transport rates are exceedingly small for  $\tau_{sg}^* < \tau_{rsg0}^*$ . Regarding to the fact that parker’s relation is based on field data and field data are often in case of low flow rates, the relation calculates low bed load rates (Marti, 2006).

If this transport formula is used in combination with a local slope correction of the reference shear stress (see Section 1.2.1.1.2) attention must be paid that  $\tau_{rsg0}^*$  may not become too small or even zero. Since this value is in the denominator of the transport formula, such

situations may lead to numerical instabilities. To avoid these problems a minimum value is enforced:

$$\tau_{rsg0}^* = \min(\tau_{rsg0}^{*,min}, \tau_{rsg0}^*)$$

#### 1.2.3.4.4 Wilcock and Crowe

Wilcock and Crowe developed a sediment transport model for sand/gravel mixtures (Wilcock, 2003), similar to Parker's model (G. Parker, 1990), and it was developed with a large experimental results dataset. It reference fractional transport rates to the size distribution of the bed surface, rather than the subsurface, making the model explicit and capable of predicting transient conditions. The hiding function incorporated in the model resolves discrepancies observed among earlier hiding functions implemented in other transport models, such as the Oak Creek and the Cambridge ones (A.J. Parker G.; Sutherland, 1990). Wilcock and Crowe model (Wilcock, 2003) uses the full grain size distribution of the bed surface, including sand, incorporating a non-linear effect of sand content on gravel transport rate.

$$W_{si}^* = G(\phi_i) \quad ; \quad W_{si}^* = \frac{Rgq_{bi}}{(\tau_B/\rho)^{3/2}F_i} \quad (1.94)$$

where:

$$G(\phi_i) = \begin{cases} 0.002 \phi_i^{7.5} & \phi_i < 1.35 \\ 14 \left(1 - \frac{0.894}{\phi_i^{0.5}}\right)^{4.5} & \phi_i \geq 1.35 \end{cases}$$

and:

$$\begin{aligned} \phi_i &= \frac{\tau_{sg}^* d_i^{-b}}{\tau_{ssrg}^* d_g} & ; & \quad \tau_{ssrg}^* = \frac{\tau_B}{\rho Rg d_g} \\ \tau_{ssrg}^* &= 0.021 + 0.015 \exp(-20F_s) & ; & \quad b = \frac{0.67}{1 + \exp(1.5 - \frac{d_i}{d_g})} \end{aligned}$$

The non-linear effect of sand content  $F_s$  on gravel transport is taken into account in  $\tau_{ssrg}^*$ . Wilcock and Crowe (Wilcock, 2003) have shown that increasing sand content in the bed active layer of a gravel-bed stream increases the surface gravel mobility. This effect is captured in their relationship between  $\tau_{ssrg}^*$  (a surrogate for a critical Shields number) and the fraction sand in the active layer  $F_s$ . Note that  $\tau_{ssrg}^*$  decreases as  $F_s$  increases, causing an increase of  $\phi_i$  and in turn of the fraction bedload  $q_{bi}$ .

#### 1.2.3.4.5 Hunziker (MPM-H)

Hunziker (1995) proposed a bed load formula for fractional bed load transport of graded sediment:

$$q_{Bg} = 5\beta_g [\xi_g (\theta'_{dms} - \theta_{cdms})]^{3/2} \sqrt{(s-1)gd_{ms}^3} \quad (1.95)$$

where  $\theta'_{dms}$  denotes the Shields parameter of the mean grain size of the surface bed material  $d_{ms}$  according to eq. 1.96,  $\xi_g$  denotes the hiding function applied on the excess shear stress  $(\theta'_{dms} - \theta_{cdms})$ .

$$\theta'_{dms} = \frac{\tau'_b}{\rho_w (s - 1) d_{ms}} \quad (1.96)$$

Note that due to the correction of the excess shear stress  $(\theta'_{dms} - \theta_{cdms})$ , the transport formula is based on the concept of “equal mobility”, i.e. all grain classes start to move at same flow condition. The critical Shields parameter  $\theta_{cdms}$  of the mean grain size diameter is determined according to

$$\theta_{cdms} = \theta_{ce} \left( \frac{d_{mo}}{d_{ms}} \right)^{0.33} \quad (1.97)$$

where  $\theta_{ce}$  denotes the critical Shields parameter for incipient motion for uniform bed material. Two sediment layers are distinguished: the upper mixing layer which is in interaction with the flow and a subsurface layer below. Here,  $d_{ms}$  denotes the mean grain size diameter of surface bed material and  $d_{mo}$  denotes the mean grain size diameter of subsurface bed material. This relation  $(d_{ms}/d_{mo})$  can be approximated as a function of the Shields parameter of the mean grain size of the surface bed material as

$$\frac{d_{ms}}{d_{mo}} = 0.0163\theta'^{-1.45}_{dms} + 0.6 \quad (1.98)$$

Finally, the hiding function is determined as

$$\xi_g = \left( \frac{d_g}{d_{ms}} \right)^{-\alpha} \quad (1.99)$$

where  $\alpha$  is an empirical parameter depending on the Shields parameter (see also Hunziker and Jaeggi (2002)) according to eq. 1.100, which is limited to a range between  $-0.4$  and  $2.0$ .

$$\alpha = 0.011\theta'^{-1.5}_{dms} - 0.3 \quad (1.100)$$

#### 1.2.3.4.6 Rickenmann

Experiments for bed load transport in gravel beds were performed at VAW ETH Zurich for bed slopes of 0.0004-0.023 by Meyer-Peter and Müller (1948) and for bed slopes of 0.03-0.2 by Smart and Jaeggi (1983) and by Rickenmann (1990). Rickenmann (1991) developed the following bed load transport formula for the entire slope range using 252 of these experiments.

$$\Phi_B = 3.1 \left( \frac{d_{90}}{d_{30}} \right)^{0.2} \theta'^{0.5} (\theta' - \theta_{cr}) Fr^{1.1} (s - 1)^{-0.5} \quad (1.101)$$

$$q_B = \Phi_B ((s - 1) g d_m^3)^{0.5} \quad (1.102)$$

$\theta'$  is the dimensionless shear stress,  $\theta_{cr}$  the dimensionless shear stress at the beginning of bed load transport,  $s = \rho_s/\rho$  the sediment density coefficient,  $Fr$  the Froude number and  $d_m$  the mean grain size.

#### 1.2.3.4.7 Smart and Jäggi (for single grain and multiple grain classes)

Experiments for bed load transport in gravel beds were performed at VAW ETH Zurich for bed slopes of 0.0004-0.023 by Meyer-Peter and Müller (1948) and for bed slopes of 0.03-0.2 by Smart and Jaeggi (1983) and by Rickenmann (1990). Smart and Jäggi developed a bed load transport formula for steep channels using their own experimental results and the results of Meyer-Peter and Müller.

$$q_B = \frac{4}{s-1} \left( \frac{d_{90}}{d_{30}} \right)^{0.2} J^{0.6} Ru(J - J_{cr}) \quad (1.103)$$

where  $s$  is the sediment density coefficient ( $s = \rho_s/\rho$ ),  $R$  is the hydraulic radius,  $u$  is the velocity,  $J$  is the slope and  $J_{cr}$  is the critical slope for the initiation of the bed load transport, which is calculated as

$$J_{cr} = \frac{\theta_{cr}(s-1)d_m}{R} \quad (1.104)$$

where  $\theta_{cr}$  is the critical shields parameter (for the initiation of motion) and  $d_m$  is the mean grain size. In order to account for the gravitational influence of the local bed slope Smart and Jaeggi (1983) proposed the following reduction of the critical shields parameter:

$$\theta_{cr} = \theta_{cr,Ref}(\cos(\arctan J)) \left( 1 - \frac{J}{\tan \psi} \right) \quad (1.105)$$

where  $J$  is the local bed slope,  $\psi$  the angle of repose and  $\theta_{cr,Ref}$  the critical reference shields parameter for the medium grain size defined by the user (Smart and Jaeggi (1983) propose a value of 0.05).

The Smart & Jäggi transport formula is extended to multiple grain classes by applying the original equation to the individual grain classes according to the following approach:

$$q_{B,g} = \frac{4}{s-1} \left( \frac{d_{90}}{d_{30}} \right)^{0.2} J^{0.6} Ru(J - J_{cr,g}) \quad (1.106)$$

Compared to the original eq. 1.103 the transport rate for each grain class  $q_{B,i}$  is calculated with the critical slope  $J_{cr,g}$  for the initiation of motion of the grain class  $i$  according to

$$J_{cr,g} = \frac{\theta_{cr,g}(s-1)d_i}{R}$$

where  $\theta_{cr,g}$  is the critical shields parameter for grain class  $g$ ,  $d_g$  is the diameter of the grain class  $g$ .

With the term  $\alpha = (d_{90}/d_{30})^{0.2}$  the original equation intends to account for the influence of the grain class distribution. According to Smart and Jaeggi (1983) this term is in the range of  $1.06 \leq \alpha \leq 1.53$ . If this term is to be neglected Smart and Jaeggi (1983) recommend



substituting  $\alpha = 1.05$ . The influence of the grain class distribution is considered in the hiding and exposure approach according to Ashida and Michue (Ashida and Michiue, 1971; Parker, 2008) in eq. 1.107 and eq. 1.108.

$$\zeta_g = \begin{cases} 0.85 \left( \frac{d_g}{d_m} \right)^{-1} & \text{for } \frac{d_g}{d_m} \leq 0.4 \\ \left( \frac{\log(19)}{\log\left(19 \frac{d_g}{d_m}\right)} \right)^2 & \text{for } \frac{d_g}{d_m} > 0.4 \end{cases} \quad (1.107)$$

$$\theta_{cr,g} = \zeta_g \theta_{cr} \quad (1.108)$$

The critical shields parameter  $\theta_{cr}$  is calculated according to eq. 1.105.

#### 1.2.3.4.8 Wu

Wu et al. (2000) developed a transport formula for graded bed materials based on a new approach for the hiding and exposure mechanism of non-uniform transport. The hiding and exposure factor is assumed to be a function of the hidden and exposed probabilities, which are stochastically related to the size and gradation of bed materials. Based on this concept, formulas to calculate the critical shear stress of incipient motion and the fractional bed-load transport have been established. Different laboratory and field data sets were used for these derivations.

The probabilities of grains  $d_g$  hidden and exposed by grains  $d_i$  is obtained from

$$p_{hid_g} = \sum_{i=1}^{ng} \beta_i \frac{d_i}{d_g + d_i}, \quad p_{exp_g} = \sum_{i=1}^{ng} \beta_i \frac{d_g}{d_g + d_i} \quad (1.109)$$

The critical dimensionless shields parameter for each grain class  $g$  can be calculated with the hiding and exposure factor  $\eta_g$  and the shields parameter of the mean grain size  $\theta_{cr_m}$  as

$$\theta_{cr_g} = \theta_{cr_m} \underbrace{\left( \frac{p_{exp_g}}{p_{hid_g}} \right)^m}_{\eta_g} \quad (1.110)$$

The transport capacity now can be determined with Wu's formula in dimensionless form as

$$\Phi_{B_g} = 0.0053 \left[ \frac{\theta'}{\theta_{cr_g}} - 1 \right]^{2.2} \quad (1.111)$$

Finally the bed load transport rates calculates for each grain fraction as

$$q_{b_g} = \beta_g \sqrt{(s-1)gd_g^3} \Phi_{B_g} \quad (1.112)$$

As results of their data analysis the authors recommend to set  $m = -0.6$  and  $\theta_{cr_m} = 0.03$  to obtain best results.

If this transport formula is used in combination with a local slope correction of the critical shear stress (see Section 1.2.1.1.2) attention must be paid that  $\theta_{cr_g}$  may not become too small or even zero. Since this critical dimensionless shear stress is in the denominator of the transport formula, such situations may lead to numerical instabilities. To avoid these problems a minimum value for  $\theta_{cr_g}$  is enforced.

$$\theta_{cr_g} = \min(\theta_{cr}^{min}, \theta_{cr_g})$$

#### 1.2.3.4.9 Van Rijn

van Rijn (1984a) developed a bed load formula for grain sizes between 0.2 and 2 mm according to eq. 1.113.

$$q_B = 0.053 \sqrt{(s-1)g} \frac{d_{50}^{1.5} T^{2.1}}{D_*^{0.3}} \quad (1.113)$$

Here  $D^*$  is the dimensionless grain diameter according to eq. 1.53 and  $T$  is the non-dimensional excess bed shear stress or the transport stage number, defined as

$$T = (u_*/u_{*cr})^2 - 1 \quad (1.114)$$

where  $u_*$  is the effective bed shear velocity determined as

$$u_* = u\sqrt{g}/C'_h \quad (1.115)$$

with  $C'_h = 18 \log(4h/d_{90})$ .

$u_{*cr}$  is the critical bed shear velocity,  $u$  is the mean flow velocity,  $h$  is the water depth,  $d_{50}$  and  $d_{90}$  are characteristic grain diameters of the bed material.

#### 1.2.3.4.10 Engelund and Hansen

Engelund and Hansen (1972) proposed a bed load transport formula for uniform bed material

$$q_B = 0.05 \sqrt{(s-1)g} c_f^2 \theta^{2.5} d_f^{1.5} \quad (1.116)$$

where  $d_f$  denotes the mean fall diameter of the bed material and  $\theta$  the Shields parameter. Note that this rather simple bed load formula does not consider critical Shields parameter.

#### 1.2.3.4.11 Power Law

The power law bed load formula is a very simple approach. Therefore, no critical shear stress is taken into account and bed load transport only depends on the flow velocity  $u$ .

$$q_b = au^b \quad (1.117)$$

Coefficient  $a$  and exponent  $b$  are used as calibration parameter.

### 1.2.3.5 Abrasion in 1D

The reduction of the grain diameters by mechanical stress can be described by the approach of Sternberg (1875). It postulates, that the mass loss  $dM$  of a grain, which is transported over a distance of  $dx$ , is proportional to the achieved work  $M \cdot g \cdot dx$ . If the equation ( $-dM = c \cdot M \cdot dx$ ) is integrated over the distance from  $x_0$  to  $x$  (where the mass of the grain at  $x_0$  is  $M_0$ ) one obtains the relation for the reduction of the mass of the grain:

$$M(x) = M_0 e^{-c(x-x_0)} \quad (1.118)$$

The abrasion coefficient of Sternberg  $c$  is determined empirically.

### 1.2.3.6 Sediment Boundary Conditions

The necessity of hydraulic boundary conditions for SWE and Saint-Venant equation were explained in Section 1.1.1.5 and Section 1.1.2.5 respectively. In case of bed load transport, boundary conditions are also needed to solve the bed load transport formula and calculate the transport capacity. Boundary conditions are defined upstream and downstream of the channel (i.e. at the inflow and outflow cross section). If no boundary condition is defined, a wall is assumed at the boundary and sediment transport will not occur.

#### 1.2.3.6.1 Upstream boundary condition

The bed load input type is given by the upstream boundary condition. Three types of upstream boundary condition are available:

- `sediment_discharge`: based on a sediment hydrograph describing the bed load inflow at an upstream boundary in time.
- `transport_capacity`: based on a given mixture, the sediment inflow is calculated for every element by calculating the equilibrium transport capacity. In this case, it is required that the sediment inflow is defined on edges and an inflow hydrograph (set as hydraulic boundary condition) has to be defined.
- `IOUp`: this upstream boundary condition grants a constant bed level at the inflow. The same amount of sediment leaving the first computational cell in flow direction enters the cell from the upstream bound.

#### 1.2.3.6.2 Downstream boundary condition

The `IODown` is the only downstream boundary condition available for sediment transport. It corresponds to the definition of `IOUp`, where all sediment entering the last computational cell will leave the cell over the downstream boundary.

## 1.2.4 Enforced Bed Movement

In case the effect of bed movements on hydraulic variables want to be investigated, we can enforce grid nodes to move vertically with time. The movements are user defined,

thus they are not coupled to any morphological calculations. These changes in the nodal elevation can be regarded as *enforced erosion or aggradation*.

The elevation update of the moving nodes is done right after the calculation of the hydraulic variables. The water depth and flow velocities are not touched, i.e. no change in the mass or impulse balance. Moving node(s) simply leads to a changed water surface in the next time step.

$$w_{S,t+1}^{forced} = z_{B,t}^{forced} + h_t \quad (1.119)$$

### 1.2.5 Random Bed Perturbation

Random bed perturbation can be applied to the bed topography during morphological simulations. Therefore, bed elevation is perturbed by

$$z_b^t = z_b^{t-1} + \varepsilon \quad (1.120)$$

where  $z_b^{t-1}$  denotes the bed elevation from the previous time step and  $\varepsilon$  is the perturbation offset. Bed perturbation is applied on all cells using randomly  $-\varepsilon$ ,  $+\varepsilon$ , or zero.

## 1.3 Sub-surface flow

### 1.3.1 Introduction

Seepage analysis is an important part of geotechnical engineering and is, for example, required for design and stability evaluations of earth embankment structures. Solving the Richard's equation accounts for the flow in the saturated zone as well as in the unsaturated zone and allows for an accurate modelling of water infiltration into the soil.

Empirical constitutive models consisting of a retention curve and a relative hydraulic conductivity function allow for approximating the multi-phase flow in the unsaturated zone with a single partial differential equation. Thereby the assumption is made that the air phase is always continuous and at atmospheric pressure, which is often said to be accurate enough for most practical applications (Lam et al., 1987).

### 1.3.2 Governing equations

The Richard's equation is a non-linear partial differential equation, which can be formulated in form of an advection-diffusion equation. The soil moisture content  $\theta$  [-] in the equation is defined as the effective water saturation  $\theta = (\theta_0 - \theta_R)/(\theta_S - \theta_R)$ , with  $\theta_0$  = water content,  $\theta_R$  = residual water content and  $\theta_S$  = saturated water content (=porosity). The other main variable is the pore pressure of the water within the embankment body which is described in a pressure head formulation as  $h = p/(\rho g)$  [L].

The 3-D Richard's equation is applied in a moisture formulation for  $\theta$  as primary variable as

$$\frac{\partial \theta}{\partial t} - \nabla(K \nabla z) - \nabla(D \theta) = Q \quad (1.121)$$

$$D = K \frac{\partial h}{\partial \theta}$$

It is implemented also in a mixed moisture and pressure head formulation for  $\theta$  and  $h$  as

$$\frac{\partial \theta}{\partial t} - \nabla(K \nabla z) - \nabla(D \nabla h) = Q \quad (1.122)$$

$$D = K$$

where  $D$  is a diffusivity and  $K$  is the soil conductivity which is calculated as  $K = k_r(\theta)k_f$ , being the product of the dimensionless relative conductivity  $k_r$  [-] and the hydraulic soil conductivity  $k_f$  [L/T].

These formulations of the Richard's equation are made dimensionless for the computations using the cell size  $\Delta x$  as length scale and  $\Delta x/\Delta t$  as velocity scale, leading to a "mesh speed" of  $c=1$  in the model.

### 1.3.3 Constitutive relationships

Empirical closures for the retention curve  $h = f(\theta)$  and the relative permeability function  $k_r = f(\theta)$  are required to close Richard's equation. The retention function in soil sciences describes how much water is retained in the soil by the capillary pressure and can be seen as a description of the pore distributions of the soil. The relative conductivity function describes the water mobility within the unsaturated zone depending on the moisture contents. It equals 1.0 in the saturated zone and reduces to smaller values in the unsaturated zone, mainly due to longer flow paths. Two different empirical relationships are employed here, the approach after Brooks and Corey (1964) and Mualem (1976) (BCM) and a modified version of the van Genuchten (1980) and Mualem model (VGM).

For the BCM model the following relations are used

$$h(\theta) = h_s \theta^{-1/\lambda}$$

$$k_r = (h/h_s)^{-(4\lambda+2)} \quad (1.123)$$

$$\frac{\partial h}{\partial \theta} = -\frac{h_s}{\lambda} \theta^{-1/\lambda-1}$$

with  $\lambda$  [-] being a soil parameter.

For the modified VGM model the functions and derivate are as follows

$$\begin{aligned}
h(\theta) &= \frac{-1}{\alpha} \left[ -\varkappa \left( \frac{\beta}{\theta} \right) \right]^{1/n} \\
k_r &= \sqrt{\theta} \left( \frac{1 - \varkappa^m \theta / \beta}{1 - \varkappa^m 1 / \beta} \right)^2 \\
\frac{\partial h}{\partial \theta} &= \frac{1 - m}{\beta m \alpha} \frac{\theta^{-1/m-1}}{\beta} - \varkappa \left( \frac{\beta}{\theta} \right)^{-m}
\end{aligned} \tag{1.124}$$

with  $\varkappa(x) = 1 - x^{1/m}$  and  $m = 1 - 1/n$ . The empirical constants  $\alpha$  [1/L] and  $n$  [-] describe the soil properties. The modified Version of the VGM model is used instead of the original VGM model in order to prevent infinite slopes  $\partial h / \partial \theta$  at the transition to the saturated zone.

Following Ginzburg, the primary variable  $\theta$  is used for the unsaturated zone as well as for the saturated zone. Therefore the retention curve  $h(\theta)$ , which is defined for the unsaturated zone only, is extrapolated linearly into the saturated zone as

$$h(\theta) = (\theta - 1) \frac{\partial h}{\partial \theta} \Big|_{\theta=1} + h_S \quad \theta \geq 1 - 0 \tag{1.125}$$

with  $\partial h / \partial \theta$  being the gradient of the retention curve at the transition to the saturated zone ( $\theta = 1.0$ ) and  $h_S$  [L] being the air entry pressure head, at which air can enter the pores when the soil is drained (= measure of the largest pore sizes).

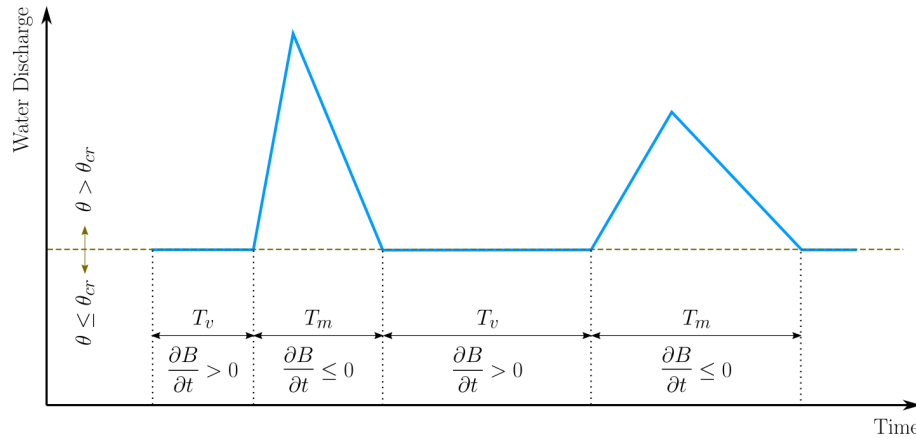
This approach has the advantage that no special treatment and no change of variables regarding the saturated/unsaturated zones are necessary. However, it leads to an artificial compressibility error in unsteady simulations. This error is neglected here, but can be mitigated in principle using sub-iterations (Ginzburg et al., 2004).

## 1.4 Morphodynamics and Vegetation

### 1.4.1 Introduction

Vegetation, as main biotic component of riverine environments, has a key role on shaping river morphology at a wide range of spatial and temporal scales. Above-ground biomass (plant canopy) affects the flow field altering turbulence structure and hydraulic roughness, while below-ground biomass (plant roots) modify sediment properties increasing the soil cohesion. Morphodynamic processes in turn affect vegetation survival mainly by causing burial and uprooting.

The hydrological regimes plays also an important role on the spatial distribution of vegetation by controlling seed dispersal and ensuring water and nutrients for plant growth. In riparian systems, the water table level usually represents the main source of water determining, in combination with the fluvial disturbance, a strong control on plant species distribution and composition on the elevation gradient. As a result, each species is characterized by a specific range of elevations in which its optimal conditions are met. The timescale at which vegetation reaches its equilibrium value may vary across environments



**Figure 1.6** Schematic illustration of the time frame concept used in the vegetation module.

and among species, allowing for the co-existence of vegetation patterns with different biomass densities.

### 1.4.2 Mathematical model

The mathematical model accounting for the main feedback between river morphodynamics and vegetation and implemented in BASEMENT has been developed by a joint research between the Laboratory of Hydraulics, Hydrology and Glaciology (VAW) at ETH Zurich and the Department of Civil, Environmental and Mechanical Engineering at University of Trento (Italy). Model and results are presented in Bertoldi et al. (2014). This approach is built upon three main cornerstones that describe:

- the vegetation biomass dynamics depending on species-specific parameters;
- the feedback mechanisms between river morphodynamic processes and vegetation;
- the mean water table level (groundwater) computed by adopting a simple spatial interpolation method.

### 1.4.3 Vegetation dynamics

In Figure 1.6, the blue line represents the water discharge through time and the dotted brown line corresponds to the discharge at which the Shields parameter  $\theta$  reaches its critical value  $\theta_{cr}$ , needed for the onset of sediment transport. Vegetation growth ( $\frac{\partial B}{\partial t} > 0$ ) is enabled only during the time frame  $T_v$ , where  $\theta \leq \theta_{cr}$ , while is inhibited during  $T_m$ , in which sediment transport takes place ( $\theta > \theta_{cr}$ ). During  $T_m$ , if uprooting occurs, vegetation biomass is assumed to instantaneously decrease to  $B = 0$ , otherwise it does not change until the beginning of subsequent vegetation growth phase ( $T_v$ ).

Vegetation is described with a dimensionless biomass density  $B$  in which both above-ground and below-ground are lumped. Within each computational cell a value of  $B$  is defined with respect to a reference dimensional value  $B_{max}$  [ $\text{kg m}^{-2}$ ], representing its maximum carrying capacity. Following Marani et al, we can define an equilibrium biomass  $B_{eq}$ , normalized by its maximum, as

$$B_{eq} = \frac{1}{\exp[\lambda_1(z - z_0)] + \exp[-\lambda_2(z - z_0)]} \quad (1.126)$$

in which  $z$  is the bed elevation, the parameters  $\lambda_1$  and  $\lambda_2$  define the rate at which vegetation fitness diminishes away from its maximum, while  $z_0$  represents the optimal elevation above the mean water table level  $z_w$ . If  $\lambda_1 = \lambda_2$ ,  $B_{eq}$  represents a bell-shaped function with its maximum at the elevation  $z_w + z_0$ , such as  $B_{eq}(z_w + z_0) = B_{max}$ . Adopting different values of the parameters  $\lambda_1$ ,  $\lambda_2$  and  $z_0$  correspond to modeling different species or type of vegetation that are adapted to grow in specific range of elevations. For instance, specialized vegetation would have higher values of  $\lambda_{1,2}$ , while species with greater tolerance to drought can be characterized by higher value of  $z_0$  (more distant to the mean water level  $z_w$ ).

Vegetation growth is governed by a logistic differential equation (non-linear ordinary differential equation)

$$\frac{dB}{dt} = \sigma B(t) \left[ 1 - \frac{B(t)}{B_{eq}(z)} \right] \quad (1.127)$$

where  $\sigma$  represents the vegetation grow rate [ $s^{-1}$ ]. The timescale of vegetation growth is significantly higher when compared to the morphological timescale. The time needed for a riparian species to reach its maximum expansion (i.e.  $B = B_{max}$ ), under optimal conditions, ranges from years to decades, while the timescale at which bed level changes occur, for example during a flood event, ranges from hours to days. In addition, rivers often experience only a few events that causes riverbed changes during the year. To allow for computationally feasible simulations while including all those timescales, vegetation dynamics and morphodynamic processes have been decoupled. Vegetation growth is enabled during the time frame ( $T_v$ ) in which morphological changes do not occur (e.g. during low flow period), whereas it is inhibited during high flows, where sediment transport and morphodynamic processes take place (time frame  $T_m$ , see Figure 1.6). Since during  $T_v$  riverbed does not change, we can significantly reduce computational time by decreasing  $T_v$  and increasing the grow rate of vegetation ( $\sigma$ ), without affecting hydro-morphodynamic processes.

From a computational point of view, eq. 1.127 is integrated by using a classical Euler method with an integration timestep that equals the timestep computed for morphodynamics.

#### 1.4.4 Feedback

##### 1.4.4.1 Vegetation effects on hydro-morphodynamics

Vegetation increases the hydraulic roughness depending on the abundance and type. By adopting the Manning-Strickler approach for calculation of the friction factor  $c_f$ , we assume

$$K_s = K_{s,g} + (K_{s,g} - K_{s,v}) \frac{B}{B_{max}} \quad (1.128)$$

where  $K_s$  [ $m^{1/3} s^{-1}$ ] is the Strickler coefficient and  $K_{s,g}$  and  $K_{s,v}$  refer to the values attributed to the grain and the vegetation, respectively.  $K_{s,v}$  is a lumped variable encompassing a variety of plant characteristics (e.g. stiffness, bending ability, crown area and leaves density) and different plant life stages.



The modifications of the flow field have a profound effect on sediment transport as well. In vegetated flows the friction factor incorporates not only the friction located at the bottom of the river but also the drag generated by the vegetation. Therefore we assume that the shear stresses  $\tau_g$ , responsible for sediment transport, decreases as a function of the grain-related roughness  $K_{s,g}$ . Although this approach can be generalized to any transport formula, the model only accounts for the Meyer-Peter and Müller formula (no other formulas are allowed with vegetation module activated). In term of dimensionless shear stress  $\theta$  (Shield parameter), it can be derived as

$$\frac{\theta}{\theta'} = \left( \frac{K_{s,g}}{K_{s,v}} \right)^2 \quad (1.129)$$

where  $\theta'$  represents the effective dimensionless shear stress applied at the bottom of the river. Notably, this strategy is similar to the correction factor applied to limit sediment transport in case of bed forms with the Meyer-Peter and Müller formula.

The presence of vegetation also changes the sediment properties, increasing the sediment cohesion and reinforcing the soil matrix. This results in a reduction of the sediment mobility and a consequent modification of the threshold for the onset of sediment transport (in case of bed load). Similarly to the added roughness by the vegetation, this can be modeled as

$$\theta_{cr} = \theta_{cr,g} + (\theta_{cr,v} - \theta_{cr,g}) \frac{B}{B_{max}} \quad (1.130)$$

in which  $\theta_{cr}$  represents the critical value of the Shields number that has to be exceeded to have sediment transport.  $\theta_{cr,v}$  is the value attributed in presence of vegetation, while  $\theta_{cr,g}$  is the typical value for gravel. This effect is usually considered to be dependent on the below-ground vegetation biomass, i.e. plant roots, and its characteristics. Here, we assume that the biomass density  $B$  is representative of the overall plant biomass, with no distinction between above-ground (plant canopy) and below-ground biomass.

#### 1.4.4.2 Hydro-morphodynamic effects on vegetation

Hydro-morphological processes have a significant impact of vegetation distribution determining plant removal by uprooting, which occurs when the resistance provided by the plant roots equals the pull-out forces on the canopy. Recent studies suggest that plants are able to increase their resistance to uprooting by growing large root systems. Therefore, we assume that vegetation, during morphological phases ( $T_m$ ), can be uprooted by flow erosion when the bed level changes  $\Delta z$  exceed a threshold value  $z_{upr}$ . The latter represents a lumped estimation of the rooting depth.

#### 1.4.5 Range of the parameters used in previous works

Model parameters used in previous publications (Bertoldi et al. (2014), Li and Millar (2011), Zen et al. (2016)) are reported in Table 1.3.

**Table 1.3** Vegetation Parameters

Parameter	Range [min, max]	References
$\lambda_1 [m^{-1}]$	[0, 6]	Bertoldi et al. (2014), Zen et al. (2016)
$\lambda_2 [m^{-1}]$	[0.4, 100]	Bertoldi et al. (2014), Zen et al. (2016)
$z_0 [m]$	[0.5, 1.25]	Bertoldi et al. (2014), Zen et al. (2016)
$K_{s,v} [m^{1/3}s^{-1}]$	[9, 17]	Bertoldi et al. (2014), Zen et al. (2016), Li and Millar (2011)
$\theta_{cr,v} [-]$	[0.055, 0.21]	Bertoldi et al. (2014), Zen et al. (2016), Li and Millar (2011)

#### 1.4.6 Reconstruction of the position of the mean water table

The key assumption used for the calculation of the position of the mean water table is that the water table level  $z_w$  instantaneously match the river water stage, which holds for gravel bed substrates in proximity to the river.  $z_w$  is computed by using the Inverse Distance Weighting method (IDW), a popular deterministic model adopted in spatial interpolation. The basic assumption of the model is that the values of any given pair of points are related to each other, but their similarities are inversely related to the distance between their locations (Lu and Wong, 2008). IDW assumes that the unknown value of the variable in location  $S_j = (x_j, y_j)$  can be estimated by the observed value at sample location  $S_i = (x_i, y_i)$ . Here, the unknown variable is represented by the water table elevation in dry cells,  $\hat{z}_w$ , while its observed value is the water surface elevation in submerged cells,  $z_w$ . Formally, given the number of known locations  $N$ , the model reads

$$\hat{z}_w(x_j, y_j) = \sum_{i=1}^N \alpha_i z_w(x_i, y_i) \quad (1.131)$$

where the estimated value  $\hat{z}_w(x_j, y_j)$  is a linear combination of the weights  $\alpha_i$  and the known value  $z_w(x_i, y_i)$ .  $\alpha_i$  can be written as

$$\alpha_i = \frac{d_{j,i}^{-\gamma}}{\sum_{i=1}^N d_{j,i}^{-\gamma}} \quad (1.132)$$

with

$$\sum_{i=1}^N \alpha_i = 1 \quad (1.133)$$

in which  $d_{j,i}$  is the distance between  $S_i$  and  $S_j$  and  $\gamma$  a parameter used to account for the so-called distance-decay effect. IDW, in fact, assumes that the local influence of a know

variable decreases with the distance ( $d_{j,i}$ ), where greater weights  $\alpha_i$  are given to the points closest to the location  $S_j$ . As such,  $\gamma$  measures the rate at which the weights decrease with the distance. If  $\gamma = 0$ , there is no decrease with the distance and the method results on a mean of the known variables, while at higher values only the immediate surrounding points from the location of the unknown variable affect the prediction.

Because of the decreasing similarities with the distance between any pair of points, to speed calculation, we can exclude the more distant points from the location of the unknown variable  $S_j$ . This is obtained by specifying a radius  $r$  [m] centered in such location, within which the algorithm searches the known values of the variable ( $z_w$ ) for the interpolation. In addition, the search can be also limited by a specific number of points surrounding the prediction location (default = 3).



---

# Numerics Kernel

## 2.1 General View

There is great improvement in the development of numerical models for free surface flows and sediment movement in the last decade. The presented number of publications about these subjects proves this clearly. The SWE and the sediment flow equation are a nonlinear, coupled partial differential equations system. A unique analytical solution is only possible for idealised and simple conditions. For practical cases, it is required to implement the numerical methods. A numerical solution arises from the discretisation of the equations. There are different methods to discretize the equations such as:

- Finite difference.....(FD)
- Finite volume.....(FV)
- Finite element.....(FE)
- Characteristic Method.....(CM)

It is normally distinguished between temporal and spatial discretisation of continuum equations. The latter can be undertaken on different forms of grids such as Cartesian, non-orthogonal, structured and unstructured, while the former is usually done by a FD scheme in time direction, which can be explicit or implicit. The explicit method is usually used for strong unsteady flows.

In FD methods the partial derivations of equations are approximated by using Taylor series. This method is particularly appropriate for an equidistant Cartesian mesh. In FV methods; the partial derivations of equations are not directly approximated like in FD methods. Instead of that, the equations are integrated over a volume, which is defined by nodes of grids on the mesh. The volume integral terms will be replaced by surface integrals using the Gauss formula. These surface integrals define the convective and diffusive fluxes through the surfaces. Due to the integration over the volume, the method is fully conservative. This is an important property of FV methods. It is known that in order to simulate discontinuous transition phenomena such as flood propagation, one must use conservative

numerical methods. In fact, 40 years ago Lax and Wendroff proved mathematically that conservative numerical methods, if convergent, do converge to the correct solution of the equations. More recently, Hou and LeFloch proved a complementary theorem, which says that if a non-conservative method is used, then the wrong solution will be computed, if this contains a discontinuity such as a shock wave (Toro, 2001).

The FE methods originated from the structural analysis field as a result of many years of research, mainly between 1940 and 1960. In this method the problem domain is ideally subdivided into a collection of small regions, of finite dimensions, called finite elements. The elements have either a triangular or a quadrilateral form (Figure 2.1) and can be rectilinear or curved. After subdivision of the domain, the solution of discrete problem is assumed to have a prescribed form. This representation of the solution is strongly linked to the geometric division of sub domains and characterized by the prescribed nodal values of the mesh. These prescribed nodal values must be determined in such way that the partial differential equations are satisfied. The errors of the assumed prescribed solution are computed over each element and then the error must be minimised over the whole system. One way to do this is to multiply the error with some weighting function  $\omega(x, y)$ , integrate over the region and require that this weighted-average error is zero. The finite volume method has been used in this study; therefore it is explained in more detailed.

In this chapter it will be reviewed how the governing equations comprising the SWE and the bed-updating equation, can be numerically approximated with accuracy. The first section studies the fundamentals of the applied methods, namely the finite volume method and subsequently the hydro- and morphodynamic models are discussed. In section on the hydrodynamic model, the numerical approximate formulation of the SWE, the flux estimation based on the Riemann problem and solver and related problems such as boundary conditions will be analyzed. In the section on morphodynamics, the numerical determination of the bed shear stress and the numerical treatment of bed slope stability will be discussed as well as numerical approximation of the bed-updating equation.

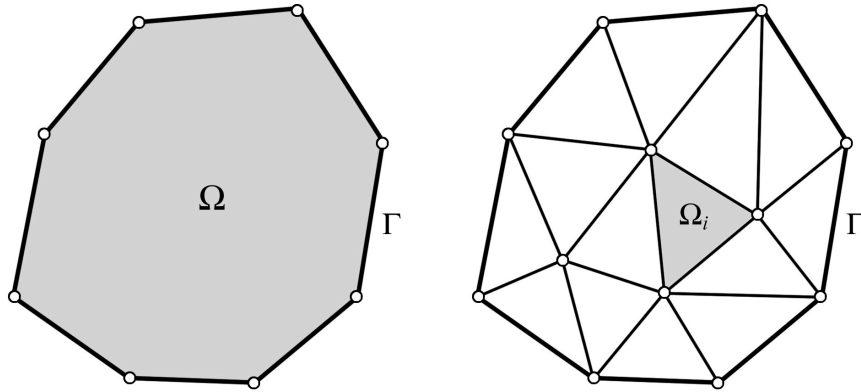
## 2.2 Methods for Solving the Flow Equations

### 2.2.1 Fundamentals

#### 2.2.1.1 Finite Volume Method

The basic laws of fluid dynamics and sediment flow are conservation equations; they are statements that express the conservation of mass, momentum and energy in a volume enclosed by a surface. Conversion of these laws into partial differential equations requires sufficient regularity of the solutions.

This condition of regularity cannot always undoubtedly be guaranteed. The case of occurring of discontinuities is a situation where an accurate representation of the conservation laws is important in a numerical method. In other words, it is extremely important that these conservation equations are accurately represented in their integral form. The most natural method to achieve this is obviously to discretize the integral form of the equations and not the differential form. This is the basis of the finite volume (FV) method. Actually the finite volume method is in fact in the classification of the weighted residual method (FE) and hence it is conceptually different from the finite difference method. The weighted function is chosen equal unity in the finite volume method.



**Figure 2.1** Triangular Finite Elements of a Two-Dimensional Domain

In this method, the flow field or domain is subdivided, as in the finite element method, into a set of non-overlapping cells that cover the whole domain on which the equations are applied. On each cell the conservation laws are applied to determine the flow variables in some discrete points of the cells, called nodes, which are at typical locations of the cells such as cell centres (cell centred mesh) or cell-vertices (cell vertex mesh) (Figure 2.2).

Obviously, there is basically considerable freedom in the choice of the cell shapes. They can be triangular, quadrilateral etc. and generate a structured or an unstructured mesh. Due to this unstructured form ability, very complex geometries can be handled with ease. This is clearly an important advantage of the method. Additionally the solution on the cell is not strongly linked to the geometric representation of the domain. This is another important advantage of the finite volume method in contrast to the finite element method.

### 2.2.1.2 The Riemann Problem

Formally, the Riemann problem is defined as an initial-value problem (IVP):

$$\left. \begin{aligned} \mathbf{U}_t + \mathbf{F}_x(\mathbf{U}) &= 0 \\ \mathbf{U}(x, 0) &= \begin{cases} \mathbf{U}_L & \forall x < 0 \\ \mathbf{U}_R & \forall x > 0 \end{cases} \end{aligned} \right\} \quad (2.1)$$

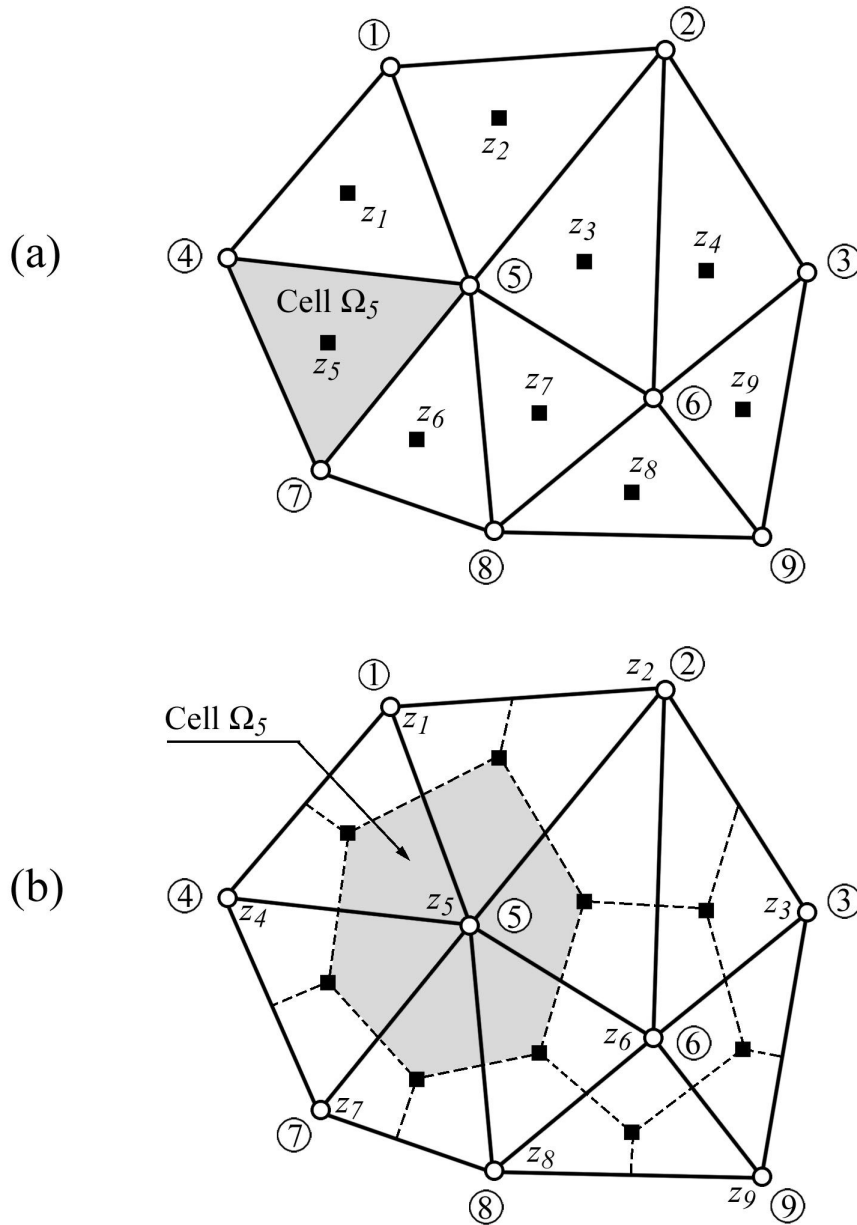
Here eq. 1.36 and eq. 1.37 are considered for the x-split of SWE. The initial states  $\mathbf{U}_L$ ,  $\mathbf{U}_R$  at the left or right side of an triangle edge

$$\mathbf{U}_L = \begin{pmatrix} h_L \\ u_L h_L \\ \nu_L h_L \end{pmatrix}$$

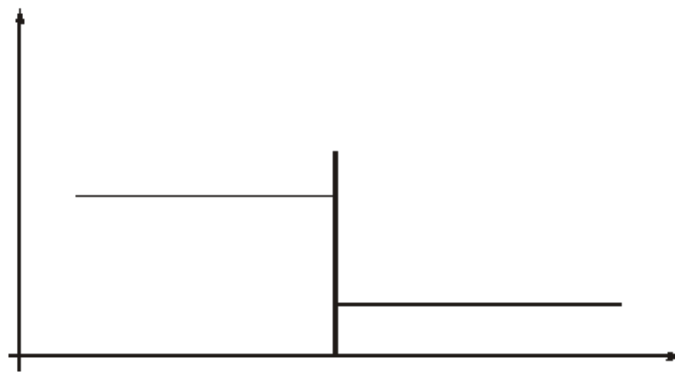
$$\mathbf{U}_R = \begin{pmatrix} h_R \\ u_R h_R \\ \nu_R h_R \end{pmatrix}$$

are constant vectors and present conditions to the left of axes  $x = 0$  and to the right  $x = 0$ , respectively (Figure 2.3).

There are four possible wave patterns that may occur in the solution of the Riemann

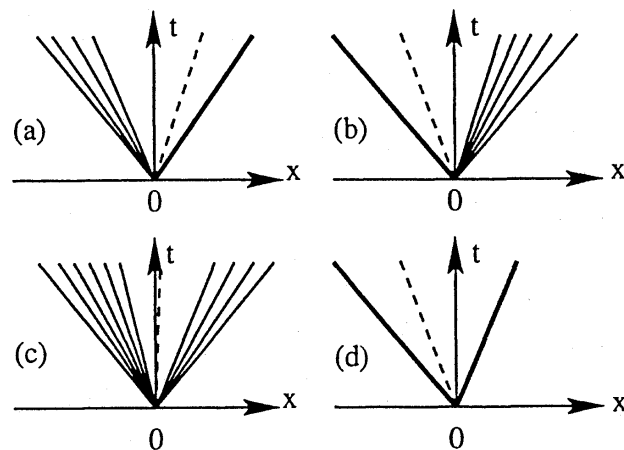


**Figure 2.2** Two-Dimensional Finite Volume Mesh: (a) Cell Centered mesh (b) Cell Vertex mesh



**Figure 2.3** Initial Data for Riemann Problem





**Figure 2.4** Possible Wave Patterns in the Solution of Riemann Problem

problem. These are depicted in Figure 2.4. In general, the left and right waves are shocks and rarefactions, while the middle wave is always a shear wave. A shock is a discontinuity that travels with Rankine-Hugoniot shock speed. A rarefaction is a smoothly varying solution which is a function of the variable  $x/t$  only and exists if the eigenvalues of  $\mathbf{J} = \partial \mathbf{F}(\mathbf{U}) / \partial \mathbf{U}$  are all real and the eigenvectors are complete. The water depth and the *normal* velocity are both constant across the shear wave, while the *tangential* velocity component changes discontinuously (see Toro (1997) for details about Riemann problem).

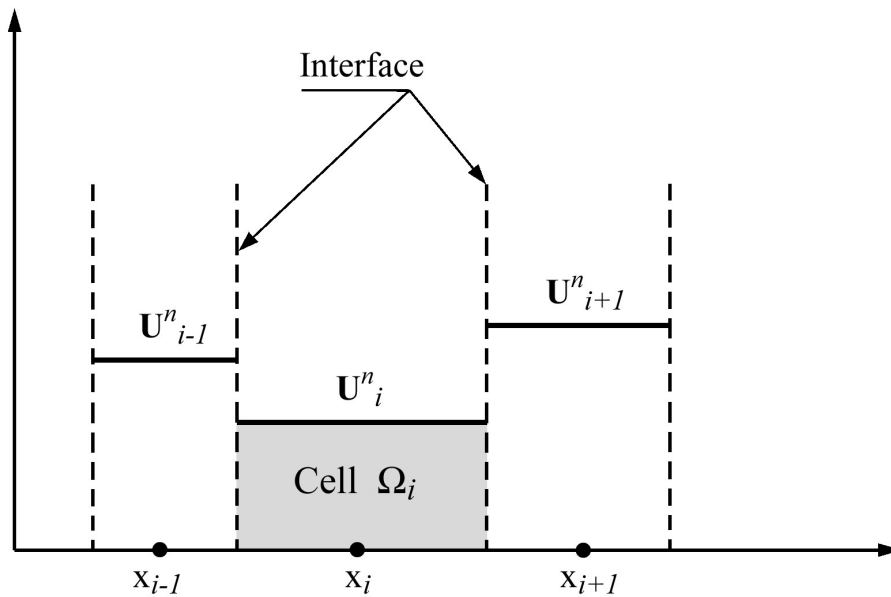
By solving the IVP of Riemann (eq. 2.1), the desired outward flux  $\mathbf{F}(\mathbf{U})$  which is at the origin of local axes  $x = 0$  and the time  $t = 0$  can be obtained.

### 2.2.1.3 Exact Riemann Solvers

An algorithm, which solves the Riemann initial-value problem is called Riemann solver. The idea of Riemann solver application in numerical methods was used for the first time by Godunov (1959). He presented a shock-capturing method, which has the ability to resolve strong wave interaction and flows including steep gradients such as bores and shear waves. The so called Godunov type upwind methods originate from the work of Godunov. These methods have become a mature technology in the aerospace industry and in scientific disciplines, such as astrophysics. The Riemann solver application to SWE is more recent. It was first attempted by Glaister (1988) as a pioneering attack on shallow water flow problems in 1-D cases.

In the algorithm pioneered by Godunov, the initial data in each cell on either side of an interface is presented by piecewise constant states with a discontinuity at the cell interface (Figure 2.5). At the interface the Riemann problem is solved exactly. The exact solution in each cell is then replaced by new piecewise constant approximation. Godunov's method is conservative and satisfies an entropy condition (Delis et al., 2000). The solution of Godunov is an exact solution of Riemann problem; however, the exact solution is related to a simplified problem since the initial data is approximated in each cell.

To compute numerical solutions by Godunov type methods, the exact Riemann solver or approximate Riemann solver can be used. The choice between the exact and approximate Riemann Solvers depends on:



**Figure 2.5** Piecewise constant data of Godunov upwind method

- Computational cost
- Simplicity and applicability
- Correctness

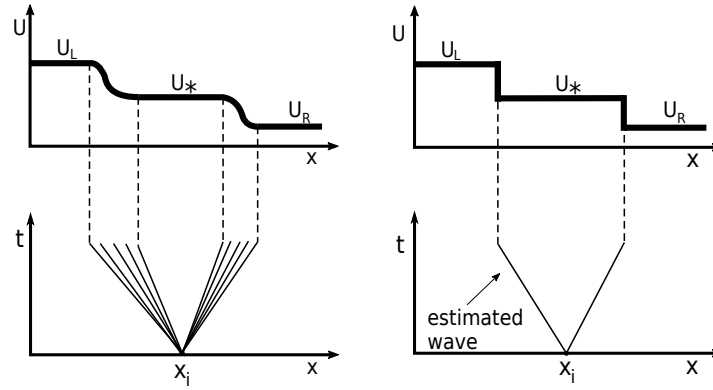
Correctness seems to be the overriding criterion; however the applicability can be also very important. Toro argued that for the shallow water equations, the argument of computational cost is not as strong as for the Euler equations. For the SWE approximate Riemann solvers may lead to savings in computation time of the order of 20%, with respect to the exact Riemann solvers (Toro, 2001). However, due to the iterative approach of the exact Riemann solver on SWE, its implementation of this will be more complicated if some extra equations, such as dispersion and turbulence equations, are solved together with SWE. Since for these new equations new Riemann solvers are needed, which include new iterative approaches, complications seem to be inevitable. Therefore, an approximate solution which retains the relevant features of the exact solution is desirable. This led to the implementation of approximate Riemann solvers which are non-iterative and therefore, in general, more efficient than the exact solvers.

#### 2.2.1.4 Approximate Riemann Solvers

Several researchers in aerodynamics have developed approximate Riemann solvers for the Euler equations, such as Flux Difference Splitting (FDS) by Roe (1981), Flux Vector Splitting (FVS) by van Leer (1982) and approximate Riemann Solver by Harten et al. (1983); Osher and Solomon (1982). The first two approximate Riemann solvers have been frequently used in aerodynamics as well as in hydrodynamics.

In addition to the exact Riemann solver, the HLL and HLLC approximate Riemann solvers have been implemented in the code.

##### 2.2.1.4.1 HLL Riemann Solver



**Figure 2.6** Principle of the HLL Riemann Solver. The analytical solution (left) is replaced by an approximate one with a constant state  $U_*$  separated by waves with estimated wave speeds (right)

The HLL (Harten, Lax and van Leer) approximate Riemann solver devised by Harten et al. (1983) is used widely in shallow water models. It is a Godunov-type scheme based on the two-wave assumption. This approach assumes estimates for the wave speeds of the left and right waves. The solution of the Riemann problem between the two waves is thereby approximated by a constant state as indicated in Figure 2.6. This two-wave assumption is only strictly valid for the one dimensional case. When applied to two dimensional cases, the intermediate waves are neglected in this approach.

The HLL solver is very efficient and robust for many inviscid applications such as SWE.

By applying the integral form of the conservation laws in appropriate control volumes the HLL-flux is derived. The numerical flux over an edge is sampled between three different cases separated by the left and right waves. The indices L and R stand for the left and right states of the local Riemann problem.

$$\mathbf{F}_{i+1/2} = \begin{cases} \mathbf{F}_L & \text{if } 0 \leq S_L, \\ \mathbf{F}^{hll} = \frac{S_R \mathbf{F}_L - S_L \mathbf{F}_R + S_R S_L (\mathbf{U}_R - \mathbf{U}_L)}{S_R - S_L} & \text{if } S_L \leq 0 \leq S_R, \\ \mathbf{F}_R & \text{if } 0 \geq S_R. \end{cases} \quad (2.2)$$

Furthermore, the left and right wave speed velocities are estimated as

$$S_L = u_L - \sqrt{gh_L} q_L; \quad S_R = u_R + \sqrt{gh_R} q_R \quad (2.3)$$

where  $q_K (K = L, R)$  are

$$q_K = \begin{cases} \sqrt{\frac{1}{2} \left[ \frac{(h_* + h_K) h_*}{h_K^2} \right]} & \text{if } h_* > h_K, \\ 1 & \text{if } h_* \leq h_K. \end{cases} \quad (2.4)$$

The quantity  $h_*$  is an estimate for the exact solution of the water depth in the star region

obtained using the depth positivity condition. It reads as

$$h_* = \frac{1}{2}(h_L + h_R) - \frac{1}{4}(u_R - u_L)(h_L - h_R)/(\sqrt{gh_L} + \sqrt{gh_R}) \quad (2.5)$$

In case of dry-bed conditions, the wave speed estimations are modified as follow:

$$S_L = \begin{cases} u_R - 2\sqrt{gh_R} & \text{if } h_L = 0, \\ \text{usualestimate} & \text{if } h_L > 0, \end{cases} \quad (2.6)$$

$$S_R = \begin{cases} u_L + 2\sqrt{gh_L} & \text{if } h_R = 0, \\ \text{usualestimate} & \text{if } h_R > 0. \end{cases}$$

#### 2.2.1.4.2 HLLC Riemann Solver

A modification and improvement of the HLL approximate solver was proposed by Toro (1994). This so called HLLC approximate Riemann solver also accounts for the impact of intermediate waves, such as shear waves and contact discontinuities, in two dimensional problems. In addition to the estimates of left and right wave speeds, the HLLC solver also requires an estimate for the speed of the middle wave. This middle wave then divides the region between the left and right waves into two constant states.

The numerical flux over an edge is sampled regarding four different cases as

$$\mathbf{F}^{i+1/2} = \begin{cases} \mathbf{F}_L & \text{if } 0 \leq S_L, \\ \mathbf{F}_{*L} = \mathbf{F}_L + S_L(\mathbf{U}_{*L} - \mathbf{U}_L) & \text{if } S_L \leq 0 \leq S_*, \\ \mathbf{F}_{*R} = \mathbf{F}_R + S_R(\mathbf{U}_{*R} - \mathbf{U}_R) & \text{if } S_* \leq 0 \leq S_R, \\ \mathbf{F}_R & \text{if } 0 \geq S_R. \end{cases} \quad (2.7)$$

The states  $\mathbf{U}_{*L}, \mathbf{U}_{*R}$  are obtained, as proposed by Toro (1997), from the relations

$$\mathbf{U}_{*L} = h_L \begin{pmatrix} \frac{S_L - u_L}{S_L - S_*} \\ S_* \\ \nu_L \end{pmatrix} ; \quad \mathbf{U}_{*R} = h_R \begin{pmatrix} \frac{S_R - u_R}{S_R - S_*} \\ S_* \\ \nu_R \end{pmatrix} \quad (2.8)$$

$S_L, S_*$  and  $S_R$  are the estimated wave speeds for the left, middle and right waves.  $S_L$  and  $S_R$  are estimated according to eq. 2.3 or eq. 2.6 for the dry bed case. with  $h_*$  given by eq. 2.5.

The middle wave speed  $S_*$  is calculated as proposed by Toro (1997) in a suitable way for taking into account dry-bed problems as

$$S_* = \frac{S_L h_R (u_R - S_R) - S_R h_L (u_L - S_L)}{h_R (u_R - S_R) - h_L (u_L - S_L)} \quad (2.9)$$

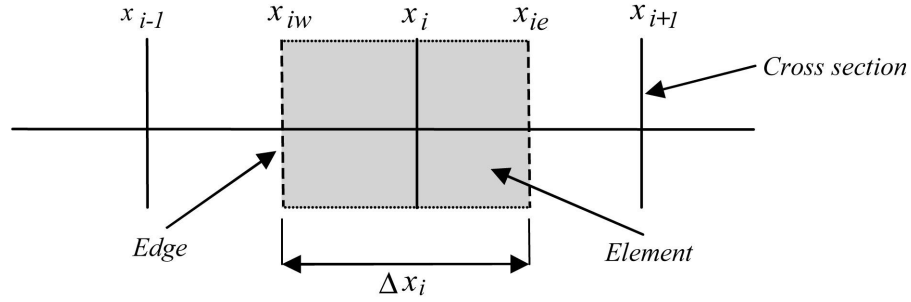


Figure 2.7 Definition sketch

## 2.2.2 Saint-Venant Equations

### 2.2.2.1 Discretisation

The temporal discretisation is based on the explicit Euler schema, where the new values are calculated considering only values from the precedent time step. The spatial Discretisation of the Saint Venant equations is carried out by the finite volume method, where the differential equations are integrated over the single elements.

It is assumed that values, which are known at the cross section location, are constant within the element. Throughout this section it therefore can be stated that:

$$\int_{x_{iL}}^{x_{iR}} f(x) dx \approx f(x_i)(x_{iR} - x_{iL}) = f_i \Delta x_i \quad (2.10)$$

where  $x_{iR}$  and  $x_{iL}$  are the positions of the edges at the east and the west side of element  $i$ , as illustrated in Figure 2.7.

### 2.2.2.2 Discrete Form of Equations

#### 2.2.2.2.1 Continuity Equation

The eq. 2.10 is integrated over the element:

$$\int_{x_{iL}}^{x_{iR}} \left( \frac{\partial A}{\partial t} + \frac{\partial Q}{\partial x} - q_l \right) dx = 0 \quad (2.11)$$

The different parts of the equation are discretized as follows:

$$\int_{x_{iL}}^{x_{iR}} \frac{\partial A_i}{\partial t} dx \approx \frac{\partial A_i}{\partial t} \Delta x_i \approx \frac{A_i^{t+1} - A_i^t}{\Delta t} \Delta x_i \quad (2.12)$$

$$\int_{x_{iL}}^{x_{iR}} \frac{\partial Q_i}{\partial x} dx = Q(x_{iR}) - Q(x_{iL}) = \Phi_{c,iR} - \Phi_{c,iL} \quad (2.13)$$

$$\int_{x_{iL}}^{x_{iR}} q_l dx \approx q_{iR}(x_{iR} - x_i) + q_{iL}(x_i - x_{iL}) \quad (2.14)$$

$\Phi_{c,iR}$  and  $\Phi_{c,iL}$  are the continuity fluxes calculated by the Riemann solver and  $q_{iR}$  and  $q_{iL}$  the lateral sources in the corresponding river segments.

For the explicit time discretisation the new value of  $A$  will be:

$$A_i^{t+1} = A_i^t - \frac{\Delta t}{\Delta x_i} (\Phi_{c,iR} - \Phi_{c,iL}) - \frac{\Delta t}{\Delta x_i} (q_{iR}(x_i - x_{i,R}) + q_{iL}(x_{iL} - x_i)) \quad (2.15)$$

### 2.2.2.2.2 Momentum Equation

Assuming that the lateral in- and outflows do not contribute to the momentum balance, thus neglecting the last term of eq. 1.9 and integrating over the element, the momentum equation becomes:

$$\int_{x_{iL}}^{x_{iR}} \left( \frac{\partial Q}{\partial t} + \frac{\partial}{\partial x} \left( \beta \frac{Q^2}{A_{red}} \right) + \sum Sources \right) dx = 0 \quad (2.16)$$

The different parts of the equation are discretized as follows:

$$\int_{x_{iL}}^{x_{iR}} \frac{\partial Q_i}{\partial t} dx \approx \frac{\partial Q_i}{\partial t} \Delta x_i \approx \frac{Q_i^{t+1} - Q_i^t}{\Delta t} \Delta x_i \quad (2.17)$$

$$\int_{x_{iL}}^{x_{iR}} \frac{\partial Q_i}{\partial x} dx = \beta \frac{Q^2}{A_{red}} \Big|_{x_{iR}} - \beta \frac{Q^2}{A_{red}} \Big|_{x_{iL}} = \Phi_{m,iR} - \Phi_{m,iL} \quad (2.18)$$

$\Phi_{m,iR}$  and  $\Phi_{m,iL}$  are the momentum fluxes calculated by the Riemann solver.

For the explicit time Discretisation the new value of  $Q$  will be:

$$Q_i^{t+1} = Q_i^t - \frac{\Delta t}{\Delta x_i} (\Phi_{m,iR} - \Phi_{m,iL}) + \sum Sources \quad (2.19)$$

### 2.2.2.3 Discretisation of Source Terms

#### 2.2.2.3.1 Bed Slope Source Term

The bed slope source term:

$$W = gA \frac{\partial z_S}{\partial x} \quad (2.20)$$

is discretized as follows:

$$\int_{x_{iL}}^{x_{iR}} gA_{red} \frac{\partial z_S}{\partial x} dx \approx gA_{redi} \left. \frac{\partial z_S}{\partial x} \right|_{x_i} \Delta x_i \approx gA_{redi} \left( \frac{z_{S,i+1} - z_{S,i-1}}{x_{i+1} - x_{i-1}} \right) \Delta x_i \quad (2.21)$$

With the subtraction of the bed slope source term, eq. 2.19 becomes

$$Q_i^{t+1} = Q_i^t - \frac{\Delta t}{\Delta x_i} (\Phi_{m,ir} - \Phi_{m,il}) - \Delta t gA_{redi} \left( \frac{z_{S,i+1} - z_{S,i-1}}{x_{i+1} - x_{i-1}} \right) \quad (2.22)$$

### 2.2.2.3.2 Friction Source Term

The friction source term:

$$Fr = gA_{red}S_f$$

is simply calculated with the local values:

$$\int_{x_{iL}}^{x_{iR}} gA_{red}S_{fi} dx \approx gA_{redi}S_{fi}\Delta x_i \quad (2.23)$$

and

$$S_{fi} = \frac{Q_i^t |Q_i^t|}{(K_i^t)^2} \quad (2.24)$$

This computation form however leads to problems if the element was dry in the precedent time step, because in this case  $A$ , and thus  $K$ , become very small, and  $S_{fi}$  very large. This leads to numerical instabilities. For this reason a semi-implicit approach has been applied, which considers the discharge of the present time step:

$$S_{fi} = \frac{Q_i^{t+1} |Q_i^t|}{(K_i^t)^2} \quad (2.25)$$

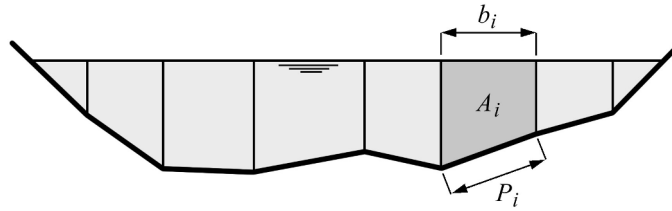
Consequently instead of simply subtracting the source term from eq. 2.22, the following operation is executed on the new discharge  $Q_i^{t+1}$ :

$$Q_i^{t+1} = \frac{Q_i^{t+1}}{1 + \frac{\Delta t |Q_i^t| gA_i^t}{(K_i^t)^2}} \quad (2.26)$$

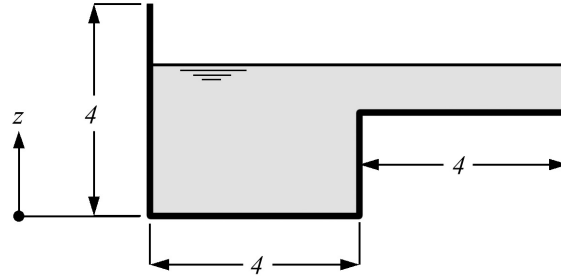
With this approach the discharge tends to zero for small conveyances.

### 2.2.2.3.3 Hydraulic Radius / Conveyance

The hydraulic radius and the conveyance of a cross section are calculated by different ways for different types of cross sections, depending on the geometry which is specified by the user. The cross section can be simple or composed by a main channel and flood plains. Additionally it can have a bed bottom.



**Figure 2.8** Simple cross section without definition of bed



**Figure 2.9** Conveyance computation of a channel with a flat zone

A simple cross section is used when only a range for the main channel is defined and no flood plain or bottom is specified (Figure 2.8). For an arbitrary simple cross section and a given water surface elevation, the corresponding hydraulic radius  $R$  is calculated by the total wetted area  $A$  divided by the total wetted perimeter  $P$ .

In order to get the conveyance  $K$ , a representative friction coefficient  $c_f$  for the wetted part of the cross section needs to be determined. This is done by averaging the raw friction values  $k_i$  (e.g. Strickler, Manning, Chezy, etc.) over the wetted part of the cross section, weighted with the wetted perimeter. The averaged friction value  $\bar{k}$  is then used to calculate the friction coefficient dependent on the function of the friction type. In general form,  $c_f = f(\bar{k})$ .

$$R = \frac{\sum A_i}{\sum P_i} \quad (2.27)$$

$$K = c_f \sqrt{gRA} \quad (2.28)$$

If there are slices with nearly horizontal ground, such as flood plains for example, this computation mode can lead to jumps in the water level-conveyance graph (see Figure 2.9 and Figure 2.10 for a dimensionless example). It is dangerous however to store the conveyance in a table, from which values will be read by interpolation. If the conveyance is calculated by adding the conveyances of the single slices, the jump can be avoided, but this method leads to an underestimation of the conveyance for water levels higher than the step.

In order to overcome this problem and deal with such cross sections, there is the possibility to define a main channel and (right and left) flood plains, which will be treated differently. Such a cross section is illustrated in Figure 2.11. In this case the conveyance and the discharge are calculated separately for each part of the cross section. The total conveyance results by summation.

Cross section with definition of bed (Figure 2.12)



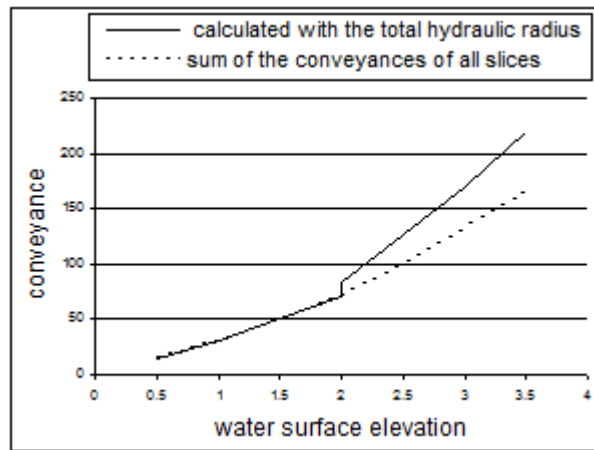


Figure 2.10 Conveyance computation of a channel with a flat zone

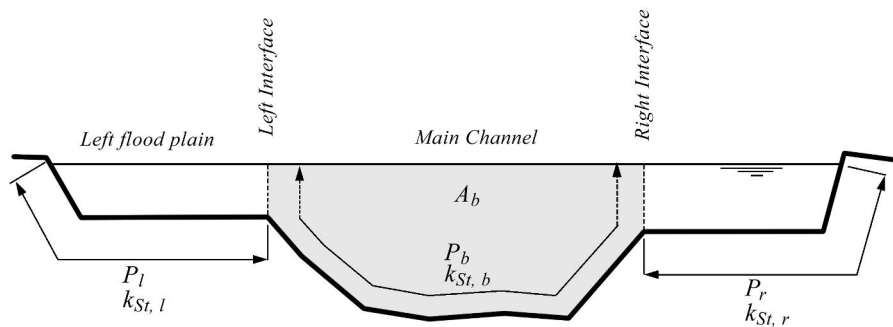


Figure 2.11 Cross section with flood plains and main channel

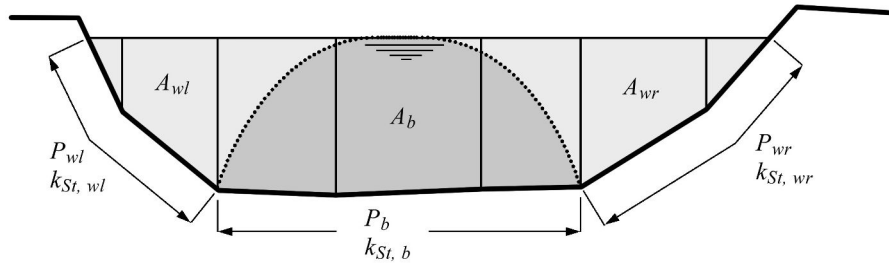


Figure 2.12 Cross section with definition of a bed

Additionally to the distinction of flood plains and main channel, a bed bottom can be specified for both simple and composed cross sections. In this case for the computation of the hydraulic radius of the main channel are considered the distinct influence areas of bottom, walls and, if existing, interfaces to the flood plains. In Figure 2.12 is illustrated the case without flood plains or a water level below them.

The conveyance in this case is calculated by the following steps:

$$A_b = R_b P_b \quad (2.29)$$

$$A_{tot} = A_{wl} + A_{wr} + A_b \quad (2.30)$$

$$R_b = \frac{A_{tot}}{k_{stb}^{3/2} \left( \frac{P_{wl}}{k_{StWl}^{3/2}} + \frac{P_b}{k_{Stb}^{3/2}} + \frac{P_{wr}}{k_{StWr}^{3/2}} \right)} \quad (2.31)$$

$$K_b = cf \sqrt{g R_b A_b} \quad (2.32)$$

$$U_{mb} = \frac{K_b}{A_b} \sqrt{S} \quad (2.33)$$

$$Q_b = U_{mb} A_b \quad (2.34)$$

$$Q_w = U_{mb} \left( \frac{A_{tot}}{1.05} - R_b P_b \right) \quad (2.35)$$

$$Q = Q_b + Q_w \quad (2.36)$$

$$K = Q / \sqrt{S} \quad (2.37)$$

$$K = K_b + K_w = \frac{Q_b}{\sqrt{S}} + \frac{Q_w}{\sqrt{S}} = \frac{K_b}{A_b} R_b P_b + \frac{K_b}{A_b} \left( \frac{A_{tot}}{1.05} - R_b P_b \right) = K_b + K_b \left( \frac{A_{tot}}{1.05 A_b} - 1 \right) \quad (2.38)$$

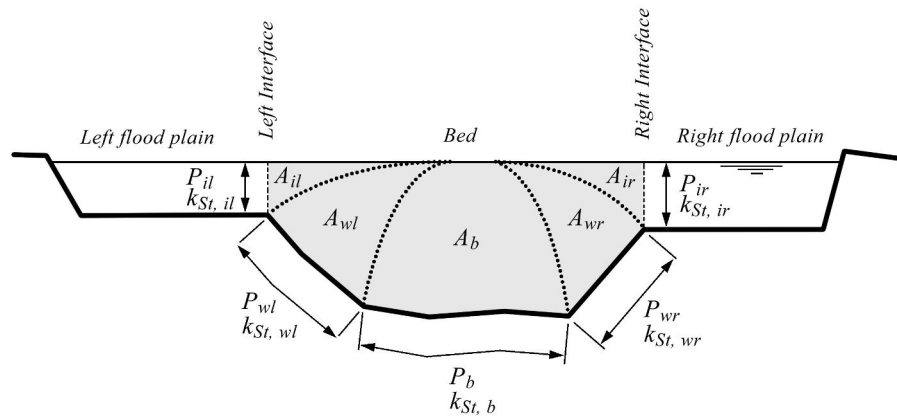


Figure 2.13 Cross section with flood plains and definition of a bed bottom

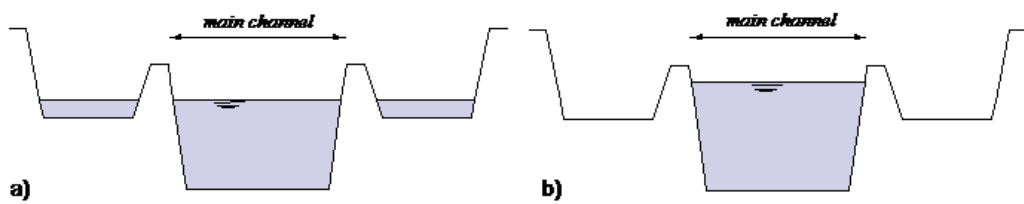


Figure 2.14 Water level in a cross section with internal levees: a) without consideration of the levees, b) with consideration of the levees

Figure 2.13 shows the case of a water level higher than the flood plains.

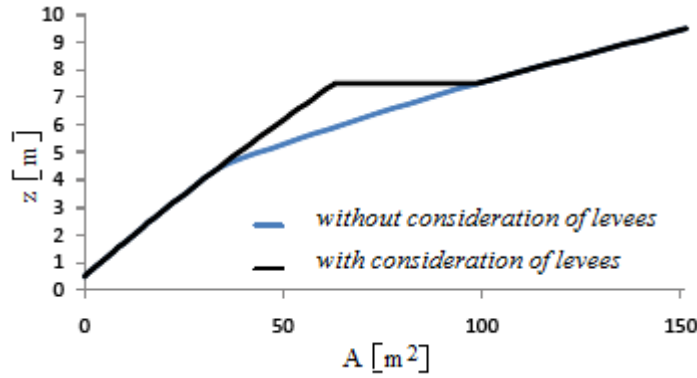
In this case two more partial areas are distinguished for the computation of the hydraulic radius of the bed and and:

$$R_b = \frac{A_{tot}}{k_{Stb}^{3/2} \left( \frac{P_{il}}{k_{Stil}^{3/2}} + \frac{P_{wl}}{k_{Stwl}^{3/2}} + \frac{P_b}{k_{Stb}^{3/2}} + \frac{P_{wr}}{k_{Stwr}^{3/2}} + \frac{P_{ir}}{k_{Stir}^{3/2}} \right)} \quad (2.39)$$

#### 2.2.2.3.4 Simple approach for consideration of internal levees

From the wetted surface  $A$  provided by the equation solution, the corresponding water surface elevation  $z$  has to be determined. All further hydraulic variables in the cross section are computed from this value. A special problem occurs if there are levees in the channel. The very simple 1-D approach leads to the situation in illustration a) of Figure 2.14. The reality however would correspond more to illustration b).

The first approach can lead to problems i.e. for the computation of bed load, as part of the shear stress is lost. For this reason the regions out of the main channel are considered only when the water level exceeds the top level of the levees. When the whole main channel is full and the wetted area increases, the water surface elevation remains constant until the flood plains are “filled”. Only then the water surface elevation will continue to rise, like illustrated in Figure 2.15. The second approach is used as default, but it can be switched-off.



**Figure 2.15** Function  $z(A)$  with and without consideration of the levees

### 2.2.2.4 Discretisation of Boundary conditions

While normally the edges are placed in the middle between two cross sections, which are related to the elements, at the boundaries the left edge of the first upstream element and the right edge of the last downstream element are situated at the same place as the cross sections themselves. Thus there is no distance between the edge and the cross section.

#### 2.2.2.4.1 Inlet Boundary

The boundary condition is applied to the left edge of the first element, where it serves to determine the fluxes over the element side. If there is no water coming in, these fluxes are simply set to 0.

If there is an inlet flux it must be given as a hydrograph. The given discharge is directly used as the continuity flux, whereas for the computation of the momentum flux,  $A_{red}$  and  $\beta$  are determined in the first cross section (which has the same location).

$$\Phi_{c,1R} = Q_{bound} \quad (2.40)$$

$$\Phi_{m,1R} = \beta_1 \frac{(Q_{bound})}{A_{red1}} \quad (2.41)$$

For the computation of the bed source term in the first cell, the values in the cell are used instead of the lacking upstream values:

$$W_1 = A_{red1} \left( \frac{z_{S,2} - z_{S,1}}{x_2 - x_1} \right) \quad (2.42)$$

#### 2.2.2.4.2 Outlet Boundary

- weir and gate:

The wetted area  $A_N^{n-1}$  of the last cross section at the previous time step is used to determine the water surface elevation  $z_{S,N}$ . With  $z_{S,N}$ , the wetted area of the weir or gate and finally the out flowing discharge  $Q$  are calculated, which are used for the computation of the flux over the outflow edge:

$$\Phi_{c,NL} = Q_{weir} \quad (2.43)$$

$$\Phi_{m,NL} = \frac{(Q_{weir})^2}{A_{weir}} \quad (2.44)$$

- $z(t)$  and  $z(Q)$ :

If the given boundary condition is a time evolution of the water surface elevation or a rating curve, the discharge  $Q$  is taken from the last cell and time step. In the case of a rating curve it is used to determine the water surface elevation  $z_S$ . The given elevation is used to calculate the target  $A$  and  $\beta$  in the last cross section.

To satisfy the desired water level, the required inflow from the reservoir into the simulation domain is calculated from:

$$Q_{res}(t) = Q_{in}(t) - \frac{\Delta x}{\tau} (A_{target} - A(t)) \quad (2.45)$$

This approach converges to the target water surface elevation within the characteristic time  $\tau$ .

$$\Phi_{c,NL} = Q_{res} \quad (2.46)$$

$$\Phi_{m,NL} = \beta_{bound} \frac{(Q_{res})^2}{A_{bound}} \quad (2.47)$$

- In/out:

With the boundary condition in/out the flux over the outflow edge is just equal to the inflow flux of the last cell:

$$\Phi_{c,Ll} = \Phi_{c,NR} \quad (2.48)$$

$$\Phi_{m,NL} = \Phi_{m,NR} \quad (2.49)$$

For the computation of the bed source term in the last cell, the values in the cell are used instead of the lacking downstream values:

$$W_N = A_{redN} \left( \frac{z_{S,N} - z_{S,N-1}}{x_N - x_{N-1}} \right) \quad (2.50)$$

### 2.2.2.4.3 Inner Boundaries

Inner boundary conditions are used to model hydraulic structures like a weir or a gate within a model domain. Since the Saint Venant equations are not applicable for calculating the flux at these structures, an empirical approach is implemented in BASEMENT.

For the inner boundary in BASEchain a definition of a reference cross section which is located upstream of the weir/gate is mandatory. The reference cross section is the cross

section where the water surface is just not affected by the flow acceleration at the weir (Figure 2.16).

In the 1-D model only one weir field with the width of all weir fields can be set up. Thus, an empirical formula for the effective width  $w_{eff}$  is implemented to take the reduction of the width due to head losses at piers and abutments into account,

$$w_{eff} = w - 2(n_p c_p + c_a) H_{ref} \quad (2.51)$$

where  $w$  is the total width of all the weir fields,  $n_p$  is the number of piers,  $c_p$  is a coefficient depending on the shape of the piers,  $c_a$  is a coefficient depending on the shape of the abutment and  $H_{Ref}$  is the energy height above the bottom level at the reference cross section.

- Inner Weir:

The inner weir uses a slightly other approach than the boundary weir. If the weir crest is higher than the water surface elevation in the neighbouring elements, the weir acts as a wall. If one or both of the neighbouring water surface elevations are above the weir crest (1, Figure 2.16), this weir formula is used

$$q = \frac{2}{3} \mu \sigma_{uv} \sqrt{2g(z_{Ref} - z_{weircrest})^3} \quad (2.52)$$

where  $q$  is the specific discharge related to the effective width  $w_{eff}$ . This formula is the classical POLENI formula for a sharp crested weir with an additional factor  $\sigma_{uv}$  which accounts for the reduction in discharge due to incomplete weir flow. If only one side of the weir has a water surface elevation above the weir crest, then a complete weir flow is given with  $\sigma_{uv} = 1$  (Figure 2.16). As soon as the water surface elevation tops the weir crest level on both sides of the weir, the incomplete case is active and the reduction factor  $\sigma_{uv}$  is calculated according to the Diagram in Figure 2.17.  $z_{Ref}$  is the water surface elevation at the reference cross section. The weir bottom level (2) is the lowest possible weir crest level (Figure 2.16).

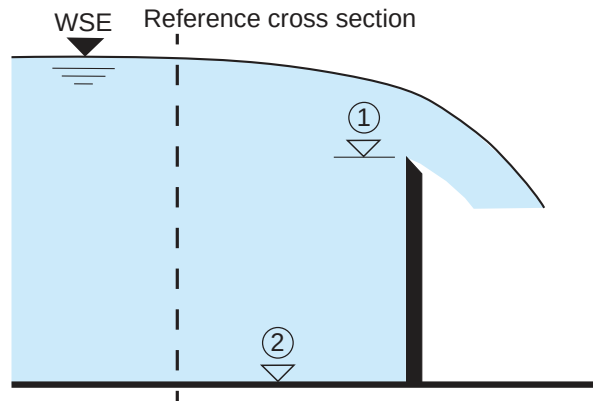
The momentum flux at the weir is a function of the wetted area  $A_{Weir}$  above the weir crest. In BASEchain two options of calculation types are implemented:

- I) “Standard”: The wetted area above the weir crest is calculated as

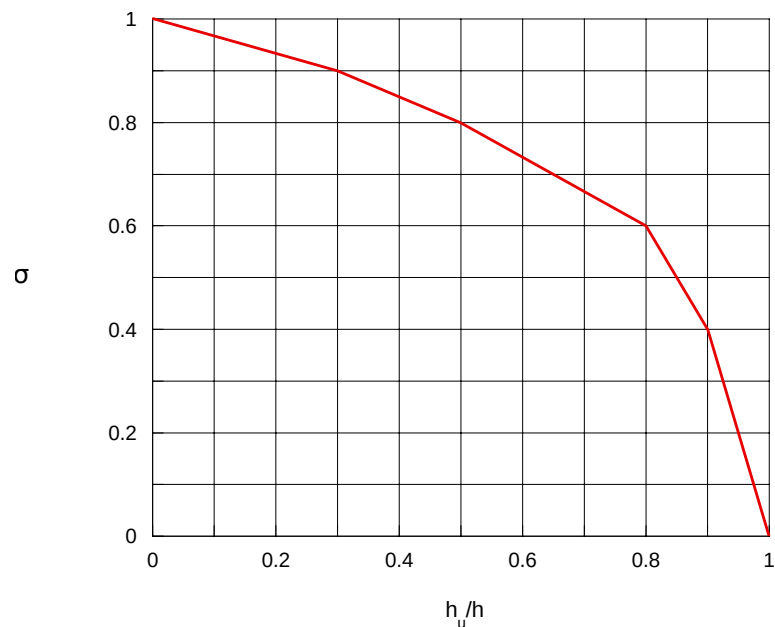
$$A_{Weir} = (z_{Ref} - z_{weircrest}) w_{eff}$$

- II) “Critical”: It is assumed that the critical flow depth is at the weir crest. The critical flow depth is calculated as  $h_{crit} = 2/3[z_{Ref} - z_{weircrest}]$ . The wetted area above the weir crest is calculated as  $A_{Weir} = h_{crit} w_{eff}$ . For a model calibration the water surface elevation  $z_{crit}$  of the critical flow depth above the weir crest can be adjusted by the calibration factor  $f_{crit}$ .  $z_{correction} = z_{crit} + f_{crit}(z_{Ref} - z_{crit})$ . The formula for the calculation of the factor  $f_{crit}$  is  $f_{crit} = a + b h_{crit}$ .

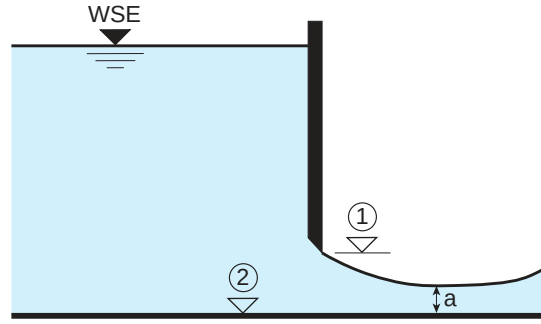
- Inner Gate:



**Figure 2.16** Inner weir with a complete weir flow. (1) weir crest level, (2) weir bottom level, Reference cross section where water surface is unaffected by the flow acceleration at the weir



**Figure 2.17** Reduction factor  $\sigma_{uv}$  for an incomplete flow over the weir.  $h_u$  is the downstream water depth over the weir crest and  $h$  denotes the upstream flow depth over the weir crest



**Figure 2.18** Inner sluice gate. (1) gate level, (2) gate bottom level,  $a$  = water depth at vena contracta

In BASEchain three types of gates are implemented: sluice gate, gate with flap and radial gate with flap. The simplest gate type is the sluice gate which has three modes. Either the gate level (1) is equal or less than the gate bottom level (2, Figure 2.18). The gate is then closed and acts as a wall.

If the gate level is above the gate bottom level, the gate is considered as open. As long as the water surface elevation near the gate is below the gate level, the flux at the inner boundary is calculated as a weir flux with, where the weir level is equal to the gate bottom level. The gate is active as soon as one of the neighbouring water surface elevations is above the gate level (Figure 2.18). Similar to the gate boundary condition, the calculation of the specific discharge is

$$q = \mu h_{gate} \sqrt{2gh_0} \quad (2.53)$$

The gate opening is defined as  $h_{gate} = \text{gate level (1)} - \text{gate bottom level (2)}$  (Figure 2.18),  $h_0$  denotes the water depth at the cross section upstream of the gate. The discharge coefficient  $\mu$  depends on the contraction factor  $\delta$  which is the ratio of the water depth  $a$  at the vena contracta to the gate opening  $h_{gate}$  and is calculated as

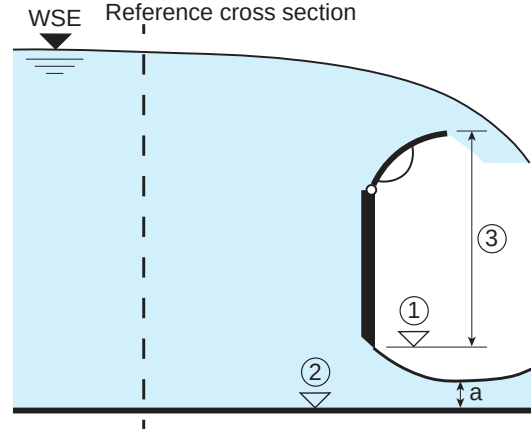
$$\mu = \delta / \sqrt{1 + \frac{\delta h_{gate}}{h_0}} \quad (2.54)$$

Derived from the conjugate depths at a hydraulic jump the criterion for considering the backwater effect at the gate is defined as

$$\frac{h_d}{h_{gate}} > \frac{\delta}{2} \left( \sqrt{1 + \frac{16}{\delta \left(1 + \frac{\delta h_{gate}}{h_0}\right)} \frac{h_0}{h_{gate}}} - 1 \right) \quad (2.55)$$

where  $h_d$  is the water depth downstream of the gate. When the backwater effect has to be considered the discharge coefficient depends also on the water depth downstream of the gate (Bollrich, 2000).





**Figure 2.19** Inner gate with flap. (1) gate level, (2) gate bottom level, (3) gate size which is defined as the difference between flap level and gate level,  $a =$  water depth at the vena contracta

$$\mu = \delta \sqrt{\left[1 - 2 \frac{\delta h_{gate}}{h_0} \left(1 - \frac{\delta h_{gate}}{h_d}\right)\right] - \sqrt{\left[1 - 2 \frac{\delta h_{gate}}{h_0} \left(1 - \frac{\delta h_{gate}}{h_d}\right)\right]^2 + \left(\frac{h_d}{h_0}\right)^2} - 1} \quad (2.56)$$

As for the momentum, the velocity through the gate is taken into account in both, downstream and upstream direction.

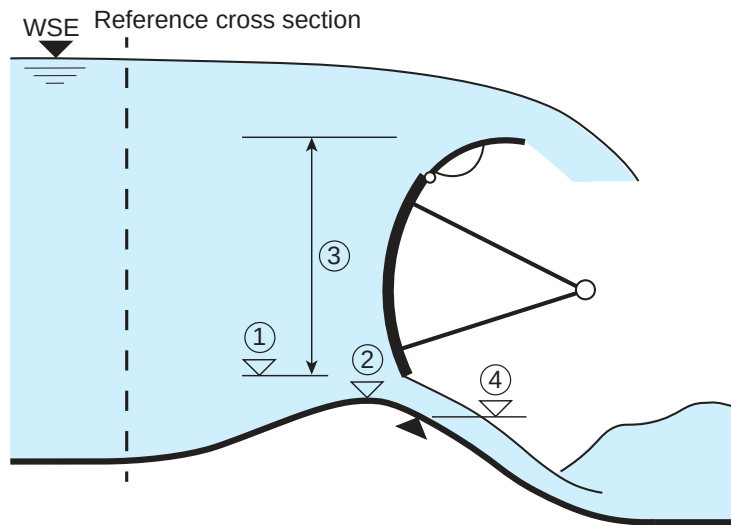
The second gate type is the gate with flap. Three modes are equal to the sluice gate:

- I) The gate is closed and the water surface elevation is lower than the flap level. The inner boundary acts as a wall.
- II) The water surface elevation is lower than the gate level. Then the exact Riemann solver is used.
- III) The gate is active. This means the water surface elevation is higher than the gate level but lower than the flap level. In this case the gate flow is calculated by the gate formula.

In case of a closed gate an overflow at the flap is possible. Then the inner boundary acts as a weir and the weir level corresponds to the flap level. The flux calculation complies with the flux calculation of the inner weir. For the weir flow a discharge coefficient depending on the shape of the flaps must be defined. If the gate is active and the water surface elevation is higher than the flap level, the flux is calculated as the sum of the gate flow and the weir flow (Figure 2.19).

The third gate type in BASEchain is the radial gate with flap. The specific discharge at a radial gate is calculated with this formula (Knapp, 1960)

$$q = \psi h_{gate} \sqrt{2g \left(H_{Ref} - \frac{h_{gate}}{2}\right)} \quad (2.57)$$



**Figure 2.20** Radial gate with flap at a Jambor sill: (1) gate level, (2) weir bottom level, (3) gate height which is the difference between flap level and gate level, (4) gate bottom level which is the level of the closed gate

where  $H_{Ref}$  is the energy height at the reference cross section above the bottom level and  $\psi$  is the discharge coefficient which is defined as  $\psi = \alpha(h_{gate}/H_{Ref})^\beta$ . The user has to define the calibration parameters  $\alpha$  and  $\beta$ . The gate is active, when the gate level is higher than the gate bottom level. The gate height  $h_{gate}$  is the difference between gate level (1) and gate bottom level (4) (Figure 2.20).

A radial gate is often combined with a weir sill, a so called Jambor sill. Due to various operational conditions for this gate type several parameters have to be defined. The gate is closed, if the gate level is equal or less than the gate bottom level at the Jambor sill (4, Figure 2.20). In this case the inner boundary acts either as a wall or as a weir with the overfall at the flaps. This depends on the water surface elevation, whether it is higher or lower than the flap level.

If the water surface elevation is higher than the flap level, the flux is calculated in the same way as the gate with flap, namely as the sum of the gate flow and the weir flow. If the gate is closed and the water surface exceeds the flap level, the inner boundary acts as a weir.

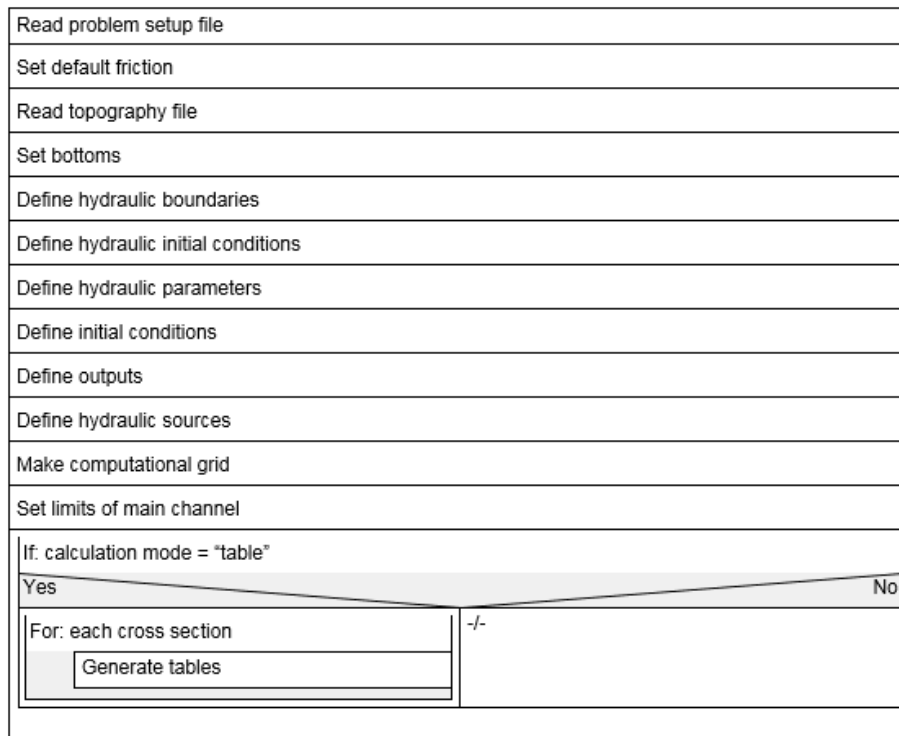
As soon as the radial gate is open and the water surface elevation is lower than the gate level the inner boundary acts as a weir with the weir bottom level (2, Figure 2.20). For the calculation of the weir flux the energy height above the bottom elevation at the reference cross section is used.

#### 2.2.2.4.4 Moving Boundaries

Boundaries are always considered to be on an edge. A moving boundary appears if one of the cells, limited by the edge, is dry. In this case some changes have to be considered for the computations:

- Flux over an internal edge:

If in one of the cells the water depth at the lowest point of the cross section is lower than the dry depth  $h_{min}$ , the energy level in the other cell is computed. If this is



**Figure 2.21** General solution procedure of BASEchain

lower than the water surface elevation in the dry cell the flow over the edge is 0. Otherwise it is calculated normally.

- Bed source:

For the computation of the bed source term in the case of the upstream or downstream cell being dry, the local values are used as in the following example with an upstream dry cell:

$$W_i = A_{red,i} \left( \frac{z_{S,i+1} - z_{S,i}}{x_{i+1} - x_i} \right) \quad (2.58)$$

### 2.2.2.5 Solution Procedure

- General solution procedure of BASEchain in detail (Figure 2.21 and Figure 2.22)
- Time loop (Figure 2.23)
- Hydrodynamic equations (Figure 2.24)
- Morphodynamic equations (Figure 2.25)
- Suspended load equations (Figure 2.26)

If sediment transport is active ( bed load or suspended load )	
Yes	No
Define general sediment parameters	-/-
Define grain classes	-/-
Define mixtures	-/-
Define soils	
If <u>bedload</u> is active	
Yes	No
Set <u>bedload</u> specific parameters	
Set default transport type factors	
Define bed load boundaries	
Set bed load fluxes	
Set transport capacities	
If suspended load is active	
Yes	No
Initialize suspended load	
Define suspended load boundaries	
Set advection-diffusion fluxes	
If sediment exchange with soil is active:	
Yes	No
Create exchange source term	
Print topography output	
Print initial conditions to output files	
Generate the needed sources	

*Figure 2.22 General solution procedure of BASEchain*

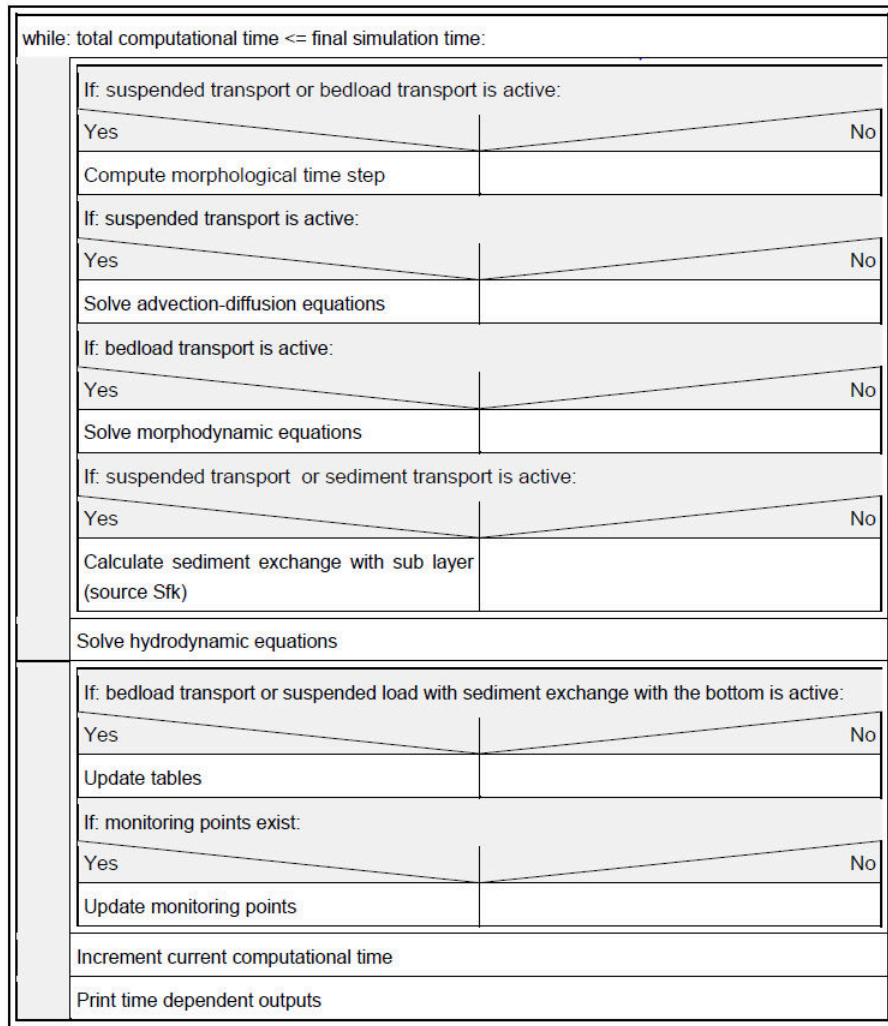


Figure 2.23 Time loop

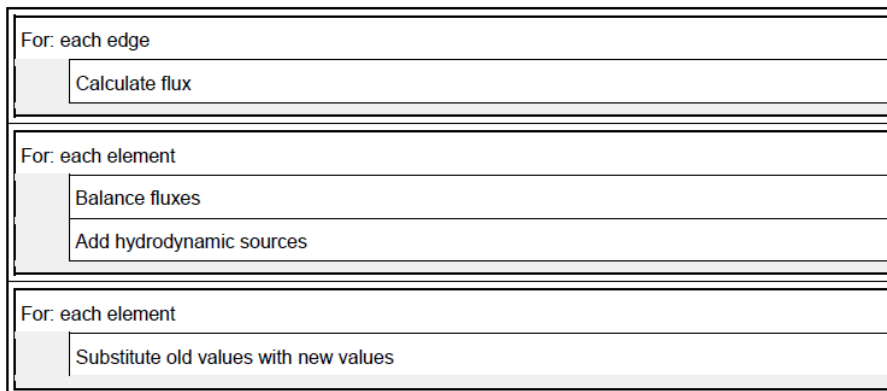
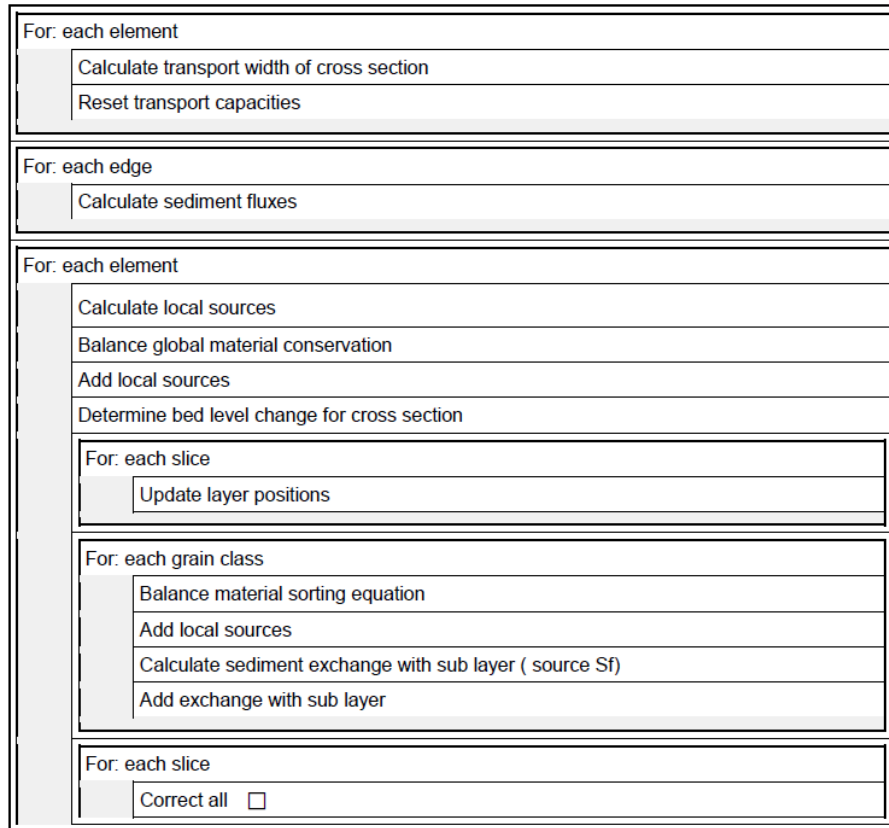
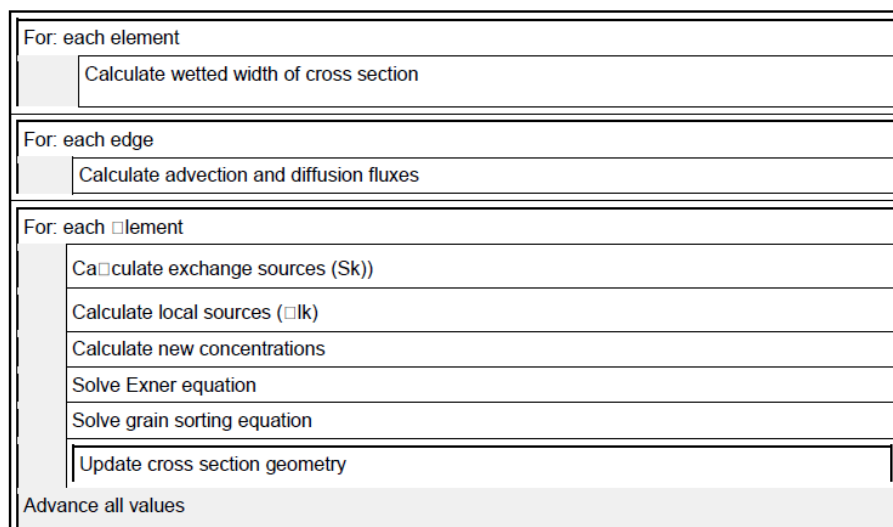


Figure 2.24 Hydrodynamic equations



*Figure 2.25 Morphodynamic equations*



*Figure 2.26 Suspended load equations*

## 2.2.3 Shallow Water Equations

### 2.2.3.1 Discrete Form of Equations

Numerical methods are used to transform the differential and the integral equations into discrete algebraic equations. Based on the mentioned reasons, the FV method has been used in the present work for the discretisation of SWE. The eq. 1.36 can be rewritten in the following integral form:

$$\int_{\Omega} \mathbf{U}_t \, d\Omega + \int_{\Omega} \nabla \cdot (\mathbf{F}, \mathbf{G}) \, d\Omega + \int_{\Omega} \mathbf{S} \, d\Omega = 0 \quad (2.59)$$

in which  $\Omega$  equals the area of the calculation cell (Figure 2.1) Using the Gauss' relation eq. 2.59 becomes:

$$\int_{\Omega} \mathbf{U}_t \, d\Omega + \int_{\partial\Omega} (\mathbf{F}, \mathbf{G}) \cdot \mathbf{n}_s \, dl + \int_{\Omega} \mathbf{S} \, d\Omega = 0 \quad (2.60)$$

Assuming  $U_t$  and  $S$  are constant over the domain for first order accuracy, it can be written:

$$\mathbf{U}_t + \frac{1}{\Omega} \int_{\partial\Omega} (\mathbf{F}, \mathbf{G}) \cdot \mathbf{n}_s \, dl + \mathbf{S} = 0 \quad (2.61)$$

The eq. 2.60 can be discretized by a two-phase scheme namely predictor corrector scheme as follows:

$$\mathbf{U}_i^{n+1} = \mathbf{U}_i^n - \frac{\Delta t}{\Omega} \sum_{j=1}^3 (\mathbf{F}, \mathbf{G})_{i,j}^n \times \mathbf{n}_j l_j - \Delta t \mathbf{S}_i \quad (2.62)$$

where

- $m$  = number of cell or element sides
- $(\mathbf{F}, \mathbf{G})_{i,j}$  = numerical flux through the side of cell
- $\mathbf{n}_{s,i}$  = unit vector of cell side

The advantage of two-phase scheme is the second order accuracy in time marching. In the FV method, the key problem is to estimate the normal flux through each side of the domain, namely  $((\mathbf{F}, \mathbf{G}) \cdot \mathbf{n}_s)$ . There are several algorithms to estimate this flux. The set of SWE is hyperbolic and, therefore, it has an inherent directional property of propagation. For instance, in 1-D unsteady flow, information comes from both, upstream and downstream, in sub critical cases, while information only comes from upstream in supercritical cases. Algorithms to estimate the flux should appropriately handle this property. The *Riemann solver*, which is based on characteristics theory, is such an algorithm. It is the solution of Riemann Problem. The Riemann solver under the FV method formulation is especially suitable for capturing discontinuities in sub critical or supercritical flow, e.g. a dam break wave or flood propagation in a river.

#### 2.2.3.1.1 Flux Estimation

Considering the integral term of flux in eq. 2.61, it can be written:

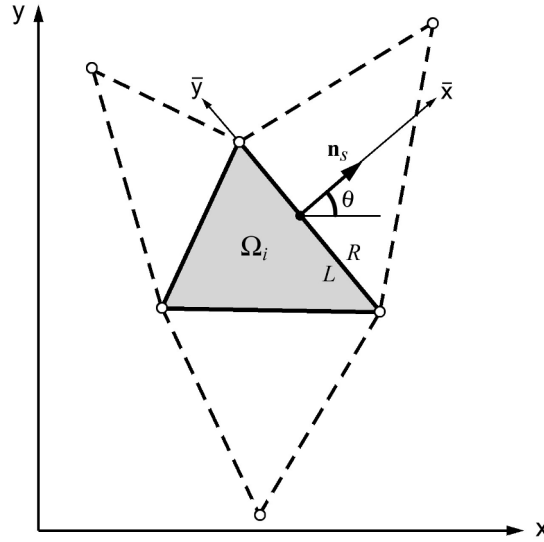


Figure 2.27 Geometry of a Computational Cell  $\Omega_i$  in FV

$$\int_{\partial\Omega} (\mathbf{F}(\mathbf{U}), \mathbf{G}(\mathbf{U})) \cdot \mathbf{n}_s \, dl = \int_{\partial\Omega} (\mathbf{F}(\mathbf{U}) \cos \theta + \mathbf{G}(\mathbf{U}) \sin \theta) \, dl \quad (2.63)$$

in which  $\mathbf{n}_s = (\cos \theta, \sin \theta)$  is the outward unit vector to the boundary of domain  $\Omega_i$  (see Figure 2.27). Based on the rotational invariance property for  $\mathbf{F}(\mathbf{U})$  and  $\mathbf{G}(\mathbf{U})$  on the boundary of the domain, it can be written according to Toro (1997):

$$(\mathbf{F}(\mathbf{U}), \mathbf{G}(\mathbf{U})) = \mathbf{T}^{-1}(\theta) \mathbf{F}(\mathbf{T}(\theta) \mathbf{U}) \quad (2.64)$$

where  $\theta$  is the angle between the vector  $\mathbf{n}_s$  and x-axis, measured counter clockwise from the x-axis (see Figure 2.27).

$$\mathbf{T}(\theta) = \begin{pmatrix} 1 & 0 & 0 \\ 0 & \cos \theta & \sin \theta \\ 0 & -\sin \theta & \cos \theta \end{pmatrix} \quad (2.65)$$

$\mathbf{T}^{-1}(\theta) =$  inverse of  $\mathbf{T}(\theta)$

Using eq. 2.64, eq. 2.61 can be rewritten as:

$$\mathbf{U}_t + \frac{1}{\Omega} \int_{\partial\Omega} \mathbf{T}^{-1}(\theta) \mathbf{F}(\mathbf{T}(\theta) \mathbf{U}) \, dl + \mathbf{S} = 0 \quad (2.66)$$

The quantity  $\mathbf{T}(\theta) \mathbf{U}$  is transformed of  $\mathbf{U}$ , with velocity components in the normal and tangential direction. For each cell in the computational domain, the quantity  $\mathbf{U}$ , thus  $\mathbf{T}(\theta) \mathbf{U}$  may have different values, which results in a discontinuity across the interface between cells. Therefore, the two-dimensional problem in eq. 2.59 or eq. 2.61 can be handled as a series of local Riemann problems in the normal direction to the cell interface ( $\bar{x}$ ) by the eq. 2.66.



Applying the foregoing, the flux computations over the edges are preformed in three successive steps:

- First, the vector of conserved variables  $\mathbf{U}$  is transformed into the local coordinate system at the edge with the operation  $\mathbf{T}(\theta)\mathbf{U}$ .
- A one-dimensional, local Riemann problem is formulated and solved in the normal direction of the edge. From this calculation results the new flux vector over the edge  $\mathbf{F}[\mathbf{T}(\theta)\mathbf{U}]$ .
- The flux vector, formulated in the local coordinate system at the edge, is transformed back to Cartesian coordinates with  $\mathbf{T}^{-1}\mathbf{F}[\mathbf{T}(\theta)\mathbf{U}]$ . The Sum of the fluxes of all edges of an element gives the total fluxes in x- and y directions.

### 2.2.3.1.2 Flux Correction

When the solution is advanced and the continuity and momentum equations are updated in each cell, there may be occurring situations in which more water is removed from an element than is actually stored in the element (overdraft). Such overdraft is mostly experienced in situations with strongly varying topography and low water depths, e.g. near wet-dry interfaces on irregular beds. To guarantee positive depths in all elements, a correction of the depths and volumetric fluxes is applied in such situations following an approach based on Begnudelli and Sanders (2006). However, in some rare cases the overdraft cannot be corrected and therefore mass continuity is not guaranteed.

The overdraft element  $i$  having a negative water depth receives water from its surrounding element  $k$  if two conditions are fulfilled. The element  $k$  must previously have taken water from the overdraft element and it must have water available. The corrections of the depths and volumetric fluxes of the neighbouring elements  $k$  are then calculated as

$$\begin{aligned} h_k^{corr} &= h_k + \omega_k h_i \frac{A_i}{A_k} \\ Flux_k^{corr} &= Flux_k + \omega_k h_i \frac{A_i}{\Delta t} \end{aligned} \quad (2.67)$$

where  $h_k$  is the water depth and  $Flux_k$  is the volumetric Flux of the neighbouring element.  $h_i$  is the (negative) water depth of the overdraft element and  $\omega_k$  is a weighting factor which is obtained by weighting the volumetric fluxes of all corrected neighbouring elements  $k$ .

$$\omega_k = \frac{Flux_k}{\sum_k Flux_k} \quad (2.68)$$

In case of element  $k$  does not have enough water available the overdraft is partly compensated. Subsequently all the weights have to be recalculated and a new correction attempt is made. After the correction of the neighbouring elements, the water depth of the overdraft element is set to zero.

### 2.2.3.2 Discretisation of Source Terms

In eq. 2.62 there are different possibilities for the evaluation of the source term  $\mathbf{S}_i$ . It can be evaluated either with the variables of the old time step as  $\mathbf{S}_i(\mathbf{U}_i)$ , which is often

referred to as unsplitted scheme, or it can be evaluated with the advanced values  $\mathbf{U}_i^{n+1/2}$ , which already include changes due to the numerical fluxes computed during this time step as  $\mathbf{S}_i(\mathbf{U}_i^{n+1/2})$ . The use of the advanced values for the source term calculation is chosen here because it gives better results (Toro, 2001). Therefore eq. 2.62 is split in following way

$$\mathbf{U}_i^{n+1/2} = \mathbf{U}_i^n - \frac{\Delta t}{\Omega} \sum_{j=1}^3 (\mathbf{F}, \mathbf{G})_{i,j}^n \cdot \mathbf{n}_j dl_j \quad (2.69)$$

$$\mathbf{U}_i^{n+1} = \mathbf{U}_i^{n+1/2} + \Delta t \mathbf{S}_i(\mathbf{U}_i^{n+1/2})$$

But, as explained in the following, the friction source term  $\mathbf{S}_{i,fr}$  receives a special treatment.

### 2.2.3.2.1 Friction Source Term

When treating the friction source terms, a simple explicit Discretisation may cause numerical instabilities if the water depth is very small, because the water depth is in the denominator. Such problematic situations may occur in particular at drying-wetting interfaces. To circumvent the numerical instabilities, the frictions terms are treated in a semi-implicit way. Therefore the friction source term is calculated with the unknown value  $\mathbf{U}_i^{n+1}$  at the new time level as

$$\mathbf{U}_i^{n+1} = \mathbf{U}_i^{n+1/2} + \Delta t \mathbf{S}_{i,fr}(\mathbf{U}_i^{n+1}) \quad (2.70)$$

Considering the generalized  $c_f$  friction coefficient and after some algebraic manipulations, one obtains:

$$\mathbf{U}_i^{n+1} = \frac{\mathbf{U}_i^{n+1/2}}{1 + \Delta t \frac{\sqrt{(u_i^n)^2 + (v_i^n)^2}}{c_{f_i}^2 R_i}} \quad (2.71)$$

### Hydraulic Radius

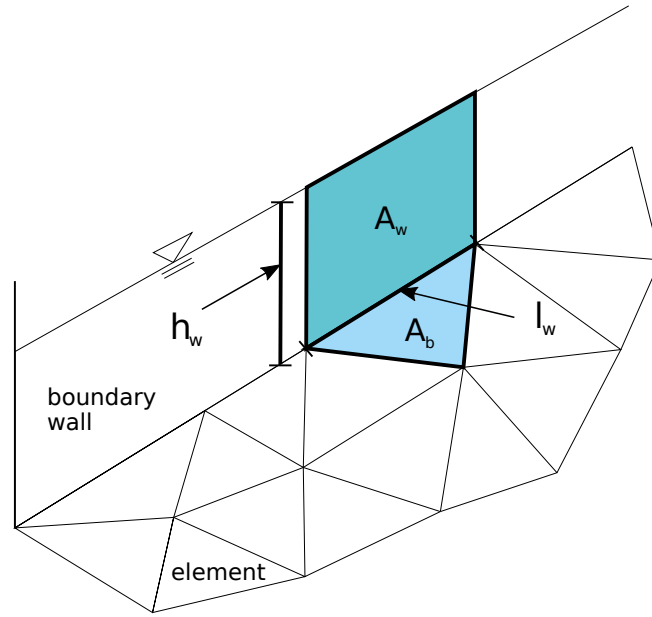
The calculation of the friction source term requires a definition of the hydraulic radius  $\mathbf{R}_i$  in the element  $i$ . The hydraulic radius is defined here as water depth in the element ( $\mathbf{R}_i = \mathbf{h}_i$ ).

### Wall friction

In cases where an element is situated at a boundary wall of the domain, the influence of the additional wall friction on the flow can optionally be considered, as illustrated in Figure 2.28. The friction slope is extended to include additional wall friction effects. The method is similar to the approach of Brufau and Garcia-Navarro and Vazquez-Cendon (2000) but differs in the type the different friction parts are added together. In this implementation the friction values of the bed  $c_f$  and the wall  $c_{fw}$  can be chosen differently.

The friction slope in x-direction is calculated as

$$S_{i,fr,x} = \frac{u\sqrt{u^2 + v^2}}{g} \left( \frac{1}{\bar{c}_f^2 R_w} \right) \quad (2.72)$$



**Figure 2.28** Wetted perimeter of a boundary element with wall friction

with  $R_w$  being the hydraulic radius of the wall friction at the boundary edge  $w$ . The first term in eq. 2.72 defines the friction losses due to bed friction and the second term defines the additional friction losses due to the flow along the boundary wall. The friction slope in  $y$ -direction is derived in an analogous way.

The hydraulic radius  $R_w$  at the wall boundary edge  $i$  is calculated as

$$R_w = \frac{V_{water}}{A_w} = \frac{A_b h}{A_b + \sum_i l_{w,i} h} \quad (2.73)$$

where  $l_w$  is the length of the element's edge located at the wall boundary,  $A_b$  is bottom area of the element and  $A_w$  is the wetted area of the wall. The average friction coefficient  $\bar{c}_f$  at the boundary edge is calculated as

$$\bar{c}_f = \frac{c_f A_b + c_{fw} \sum_i A_{w,i}}{A_b + \sum_i A_{w,i}}$$

with  $c_{fw}$  as the friction coefficient of the wall and  $\sum_i A_{w,i}$  as the sum of all wetted wall areas.

For the determination of the bottom shear stress for sediment transport computations, this additional wall friction component is not taken into account.

### 2.2.3.2.2 Source Term for viscous and turbulent Stresses

The kinematic and turbulent stresses are treated as source term. For the derivatives, the divergence theorem from Gauss is used similarly to the ordinary fluxes. This approach allows a derivative to be calculated as a sum over averaged values on an edge. A potential

division by zero cannot occur. In the following, a cantered scheme for diffusive fluxes on an unstructured grid based on the approach of Mohamadian et al. (2005) is described.

For the Finite Volume Method, the diffusive source terms are integrated over an element:

$$\iint_{\Omega} \mathbf{S}_d \, d\Omega = \iint_{\Omega} \frac{\partial \mathbf{F}^d}{\partial x} + \frac{\partial \mathbf{G}^d}{\partial y} \, d\Omega \quad (2.74)$$

By using the divergence theorem, the diffusive flux integrals are becoming boundary integrals

$$\iint_{\Omega} \frac{\partial \mathbf{F}^d}{\partial x} + \frac{\partial \mathbf{G}^d}{\partial y} \, d\Omega = \oint_{\partial\Omega} \mathbf{F}^d \cdot \mathbf{n} + \mathbf{G}^d \cdot \mathbf{n} \, ds \quad (2.75)$$

The boundary integral is discretized by a summation over the element edges (index e)

$$\oint_{\partial\Omega} \mathbf{F}^d \cdot \mathbf{n} + \mathbf{G}^d \cdot \mathbf{n} \, ds = \sum_e (\mathbf{F}_e^d \cdot \mathbf{n}_e + \mathbf{G}_e^d \cdot \mathbf{n}_e) \, ds_e \quad (2.76)$$

The diffusive fluxes  $\mathbf{F}_e^d$  and  $\mathbf{G}_e^d$  on the element edges are calculated by a centred scheme

$$\mathbf{F}_e^d = \frac{1}{2}(\mathbf{F}_R^d + \mathbf{F}_L^d), \quad \mathbf{G}_e^d = \frac{1}{2}(\mathbf{G}_R^d + \mathbf{G}_L^d) \quad (2.77)$$

where R and L stand for a value right and left of the edge. The diffusive fluxes on the edges read then as

$$\mathbf{F}_e^d = \frac{1}{2} \begin{pmatrix} 0 \\ \left( \nu h \frac{\partial u}{\partial x} \right)_R + \left( \nu h \frac{\partial u}{\partial x} \right)_L \\ \left( \nu h \frac{\partial v}{\partial x} \right)_R + \left( \nu h \frac{\partial v}{\partial x} \right)_L \end{pmatrix} \quad (2.78)$$

and

$$\mathbf{G}_e^d = \frac{1}{2} \begin{pmatrix} 0 \\ \left( \nu h \frac{\partial u}{\partial y} \right)_R + \left( \nu h \frac{\partial u}{\partial y} \right)_L \\ \left( \nu h \frac{\partial v}{\partial y} \right)_R + \left( \nu h \frac{\partial v}{\partial y} \right)_L \end{pmatrix} \quad (2.79)$$

where  $\nu = \nu_m + \nu_t$  is the sum of the molecular (kinematic) and turbulent eddy viscosity. For this approach, the velocity derivatives at the element canters are used as right and left approximation near the edge. The values for the water depth  $h$  right and left of an edge are reconstructed using the water surface elevation of the adjacent elements. The turbulent eddy viscosity  $\nu_t$  can be either set to a constant value or calculated dynamically

for each element. Using the dynamic case, the values for  $\nu_t$  are taken from the right and left element of an edge.

All that remains is to calculate the derivatives of the velocity components at the element centres. For Finite Volume Methods, this is an easy task using again the divergence theorem. The derivative of a general scalar variable  $\varphi$  on an arbitrary element is given by

$$\left(\frac{\partial\varphi}{\partial x}\right)_{Elem} = \frac{1}{\Omega} \int_{\Omega} \frac{\partial\varphi}{\partial x} d\Omega \approx \frac{\sum_e \varphi_e \Delta y_e}{\Omega} \quad (2.80)$$

$$\left(\frac{\partial\varphi}{\partial y}\right)_{Elem} = \frac{1}{\Omega} \int_{\Omega} \frac{\partial\varphi}{\partial y} d\Omega \approx \frac{\sum_e \varphi_e \Delta x_e}{\Omega} \quad (2.81)$$

where  $\Omega$  is the area of the element and  $e$  stands for an edge.  $\varphi_e$  is a value on the edge. As in finite volume methods, most variables are defined on an element,  $\varphi_e$  has to be calculated as average of the neighbouring elements:

$$\varphi_e = \frac{1}{2}(\varphi_R + \varphi_L) \quad (2.82)$$

The spatial differences  $\Delta y_e$  and  $\Delta x_e$  are the differences of the edge's node-coordinates in  $x$  and  $y$  direction. For this method to work, it is important to have the same direction of integration along the elements edges either clockwise or counter-clockwise.

As a result, a viscous term from eq. 2.78 is computed as

$$\left(\nu h \frac{\partial u}{\partial x}\right)_L \approx \nu_L h_L \frac{\sum_e u_e \Delta y_e}{\Omega_L} \quad (2.83)$$

with  $u_e = 0.5(u_{eL} + u_{eR})$ .

The depth-averaged turbulent viscosity  $\nu_t$  can either be set to a constant value or it is calculated for every element using the formula

$$\nu_t = \frac{\kappa}{6} u_* h \quad (2.84)$$

Where  $\kappa = 0.4$  is the von Karman constant and  $u_*$  is the shear velocity which is defined as

$$u_* = \sqrt{c_f(u^2 + v^2)} \quad (2.85)$$

Where  $c_f$  is the bed friction coefficient derived from the same Manning- or Strickler-value as defined for bed friction.

### 2.2.3.2.3 Bed Slope Source Term and Bed Slope Calculation

The irregularity of the topography plays an important role in real world applications and often can have great impacts on the final accuracy of the results. A Discretisation scheme

with the elevations defined in the nodes of a cell leads to an accurate representation of the topography. Special attention thereby is needed with regard to the C-property which is discussed in Section 2.2.3.3.

The numerical treatment of the bed slope source term here is formulated based on Komaei's method (Komaei and Bechteler, 2004). Regarding eq. 2.61, it is required to compute the integral of the bed slope source term over a element  $\Omega_i$ .

$$\iint_{\Omega} \mathbf{S}_B \, d\Omega = \iint_{\Omega} \begin{pmatrix} 0 \\ ghS_{Bx} \\ ghS_{By} \end{pmatrix} d\Omega = g \iint_{\Omega} h \begin{pmatrix} 0 \\ -\frac{\partial z_B(x,y)}{\partial x} \\ -\frac{\partial z_B(x,y)}{\partial y} \end{pmatrix} d\Omega \quad (2.86)$$

Assuming that the bed slope values are constant over a cell, eq. 2.86 can be simplified to:

$$\iint_{\Omega} \mathbf{S}_B \, d\Omega = g \left( \iint_{\Omega} h \, d\Omega \right) \begin{pmatrix} 0 \\ S_{Bx} \\ S_{By} \end{pmatrix} = gVol_{water} \begin{pmatrix} 0 \\ S_{Bx} \\ S_{By} \end{pmatrix} \quad (2.87)$$

In order to evaluate the above integral, it is necessary to compute the bed slope of a cell and the volume of the water over a cell. Since the numerical model allows the use of triangular cells as well as quadrilateral cells in hybrid meshes, these both cases need to be distinguished.

### Triangular cells

The bed slope of a triangular cell can be computed by using the finite element formulation as given by Hinton and Owen (1979). It is assumed that  $z_b$  varies linearly over the cell (Figure 2.29):

$$z_B(x, y) = \alpha_1 + \alpha_2 x + \alpha_3 y \quad (2.88)$$

in which  $\alpha_2 = \frac{\partial z_B}{\partial x}$ ;  $\alpha_3 = \frac{\partial z_B}{\partial y}$

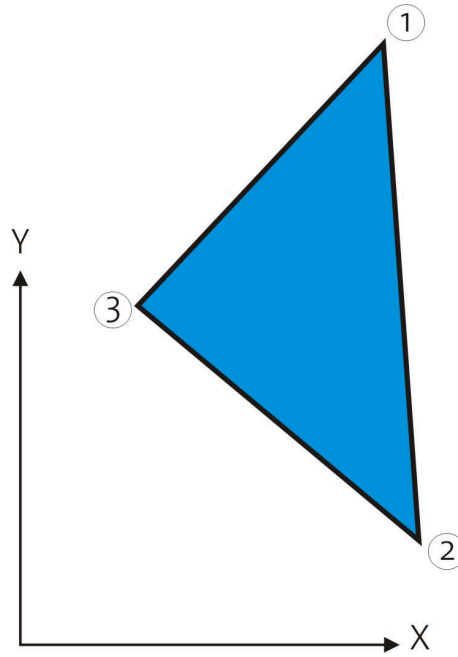
The constants  $\alpha_1$ ,  $\alpha_2$  and  $\alpha_3$  can be determined by inserting the nodal coordinates and equating to the corresponding nodal values of  $z_B$ . Solving for  $\alpha_1$ ,  $\alpha_2$  and  $\alpha_3$  finally gives

$$z_B(x, y) = \frac{1}{2\Omega} [(a_1 + b_1 x + c_1 y)z_{b,1} + (a_2 + b_2 x + c_2 y)z_{b,2} + (a_3 + b_3 x + c_3 y)z_{b,3}] \quad (2.89)$$

where

$$\left. \begin{aligned} a_1 &= x_2 y_3 - x_3 y_2 \\ b_1 &= y_2 - y_3 \\ c_1 &= x_3 - x_2 \end{aligned} \right\} \quad (2.90)$$

With the other coefficients given by cyclic permutation of the subscripts in the order 1,2,3. The area  $\Omega$  of the triangular element is given by



**Figure 2.29** A Triangular Cell

$$2\Omega = \begin{vmatrix} 1 & x_1 & y_1 \\ 1 & x_2 & y_2 \\ 1 & x_3 & y_3 \end{vmatrix} \quad (2.91)$$

One can compute the bed slopes in x- and y-direction in each cell as

$$\left. \begin{aligned} S_{Bx} &= -\frac{\partial z_B(x, y)}{\partial x} = -\frac{1}{2\Omega} (b_1 z_{B,1} + b_2 z_{B,2} + b_3 z_{B,3}) \\ S_{By} &= -\frac{\partial z_B(x, y)}{\partial y} = -\frac{1}{2\Omega} (c_1 z_{B,1} + c_2 z_{B,2} + c_3 z_{B,3}) \end{aligned} \right\} \quad (2.92)$$

The water volume over a cell can also be computed by using the parametric coordinates of the Finite Element Method.

$$Vol_{water} = \left( \frac{h_1 + h_2 + h_3}{3} \right) \Omega \quad (2.93)$$

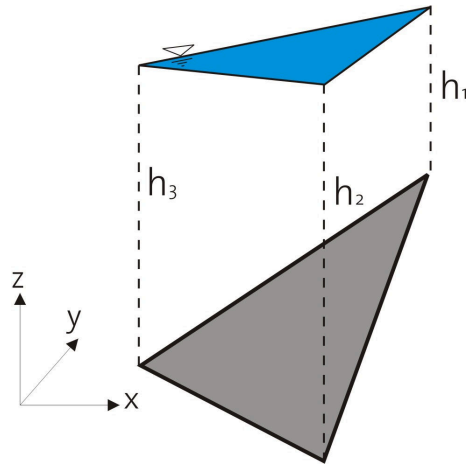
where  $h_1$ ,  $h_2$  and  $h_3$  are the water depths at the nodes 1, 2 and 3 respectively (Figure 2.30).

In the case of partially wet cells (Figure 2.31) the location of the wet-dry line (a and b) has to be determined, where the water surface plane intersects the cell surface.

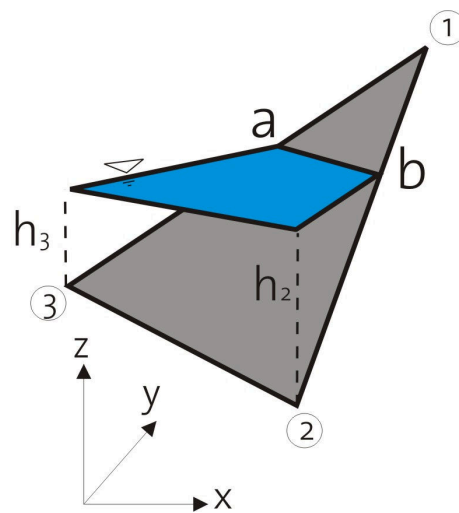
Using the coordinates of a and b, the water volume over the cell can be calculated as:

$$Vol_{water} = \Omega_{a32} \frac{h_2 + h_3}{3} + \Omega_{2ba} \frac{h_2}{3} \quad (2.94)$$

In the computation of the fluxes through the edges (1-2) and (1-3), the modified lengths are used. The modified length is computed under the assumption that the water elevation is constant over a cell.

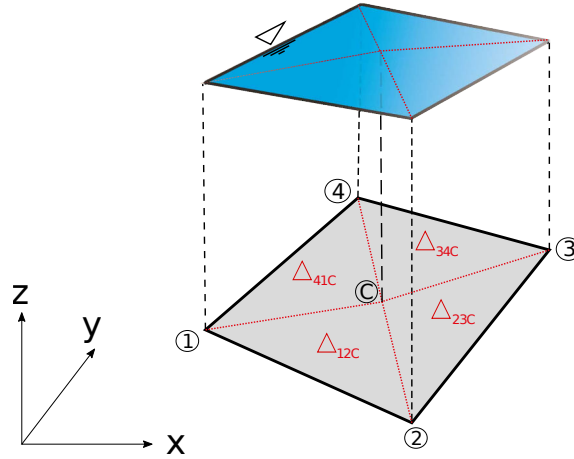


**Figure 2.30** Water volume over a cell



**Figure 2.31** Partially wet cell





**Figure 2.32** Quadrilateral element and its division into four triangles ( $\Delta_{12C}$ ,  $\Delta_{23C}$ ,  $\Delta_{34C}$ ,  $\Delta_{41C}$ )

### Quadrilateral cells

The numerical treatment of the bed source term calculation greatly increases in complexity if one has to deal with quadrilateral elements with four nodes. In the common case these nodes do not lie on a plane and therefore the slope of the element is not uniquely determined and not trivially computed. Even if the nodes initially lie on a plane, this situation can change if morphological simulations with mobile beds are performed.

To prevent complex geometric algorithms and to avoid the problematic bed slope calculation, the quadrilateral element is divided up into four triangles. Then the calculations outlined before for triangular cells can be applied separately on each triangle.

The four triangles are obtained by connecting each edge with the centroid  $C$  of the element. The required bed elevation of this centroid  $C$  is thereby estimated by a weighted distance averaging of the nodal elevations as proposed by Valiani et al. (2002):

$$z_C = \frac{\sum_{k=1}^4 z_k \sqrt{(x_k - x_C)^2 + (y_k - y_C)^2}}{\sum_{k=1}^4 \sqrt{(x_k - x_C)^2 + (y_k - y_C)^2}} \quad (2.95)$$

where  $z_C$  is the interpolated bed elevation of the centroid and  $k$  is the index of the four nodes of the quadrilateral element. Following this procedure the water volumes and bed slopes are calculated in the same way as outlined before for each of the triangles. Finally the bed slope term of the quadrilateral element is obtained as sum over the values of the corresponding four triangles.

$$\iint_{\Omega} \mathbf{S}_B \, d\Omega = g \left( \iint_{\Omega} h \, d\Omega \right) \begin{pmatrix} 0 \\ S_{Bx} \\ S_{By} \end{pmatrix} = g \sum_{k=1}^4 \left[ Vol_{water, \Delta_k} \begin{pmatrix} 0 \\ S_{Bx,k} \\ S_{By,k} \end{pmatrix} \right] \quad (2.96)$$

This calculation method circumvents the problematic bed slope determination for the quadrilateral element during the calculation of the bed source term.

But for other purposes, like for morphological simulations with bed load transport, a defined bed slope within the quadrilateral element may be needed. For such situations the bed slope is determined by an area-weighting of the slopes of the  $k$  triangles. Replacing  $\phi$  with the x- or y-coordinate, one obtains the bed slopes as follows:

$$\frac{\partial z_B(x, y)}{\partial \phi} \approx \frac{1}{A_{Quad}} \sum_{k=1}^4 \left( \frac{\partial z_{B,k}(x, y)}{\partial \phi} A_{\Delta,k} \right) , \quad \phi = x, y \quad (2.97)$$

### 2.2.3.3 Conservative property (C-Property)

The usually applied shock capturing schemes were originally designed for hyperbolic systems without source terms. Such schemes do not guarantee the C-property in the presence of source terms like the bed source term in the shallow water equations. At stagnant conditions, when simulating still water above an uneven bed, unphysical fluxes and oscillations may result from an unbalance between the flux gradients and the bed source terms. In order to guarantee the C-property following condition, the reduced momentum equation for stagnant conditions, must hold true:

$$\oint_{d\Omega} \left( \frac{1}{2} g h^2 \right) n_x dl = g \iint_{\Omega} h S_{Bx} d\Omega|_{\zeta=const} \quad (2.98)$$

$$\oint_{d\Omega} \left( \frac{1}{2} g h^2 \right) n_y dl = g \iint_{\Omega} h S_{By} d\Omega|_{\zeta=const}$$

Therefore it is necessary to guarantee conservation by an appropriate treatment and discretisation of the flux gradients and the bed source terms. Recent studies provide several approaches for proper source term treatment, but are often either computationally complex or cannot be easily transferred to unstructured meshes. Following the approach of Komaei, the left hand terms  $0.5gh_{mod}^2$  are calculated with a modified depth at the edges. This modified depth is calculated as integral over the linearly varying water depth at an edge.

$$h_{mod}^2 = \frac{1}{L} \int_0^L h^2(x) dx = \frac{h_i^2 + h_i h_j + h_j^2}{3} \quad (2.99)$$

$h_i$  and  $h_j$  are the water depths at the edge's left and right nodes, as shown in Figure 2.33.

It can be easily proved that using  $h_{mod}$  in the determination of the flux gradients guarantees the C-property on unstructured grids, if the bed source terms are discretized as product of the water volume with the bed slope as shown before. This is exemplified here for a completely wetted triangle in x-direction:

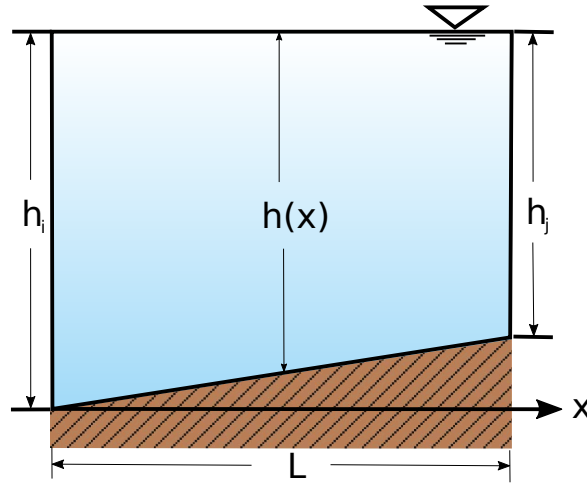


Figure 2.33 Edge with linearly varying water depth

$$\begin{aligned}
 g \iint_{\Omega} h S_{Bx} \, d\Omega|_{\zeta=\text{const}} &= g \text{Vol}_{\text{water}} S_{Bx} = g \frac{1}{3} (h_1 + h_2 + h_3) \frac{1}{2} [b_1 z_{B,1} + b_2 z_{B,2} + b_3 z_{B,3}] \\
 &= \frac{g}{6} (h_1 + h_2 + h_3) [b_1 (\zeta - h_1) + b_2 (\zeta - h_2) + b_3 (\zeta - h_3)] \\
 &= \frac{g}{6} (h_1 + h_2 + h_3) \left[ \underbrace{\zeta (b_1 + b_2 + b_3)}_{=0} - b_1 h_1 - b_2 h_2 - b_3 h_3 \right] \\
 &= -\frac{g}{6} (h_1 + h_2 + h_3) [b_1 h_1 + b_2 h_2 + b_3 h_3] \\
 \\
 - \oint_{d\Omega} \left( \frac{1}{2} g h^2 \right) n_x \, dl &= -\frac{1}{2} g \sum_{k=1}^n \left[ \int_{x=0}^l h(x) \, dx \right] \\
 &= -g \frac{1}{2} \left[ \frac{1}{3} (h_1^2 + h_1 h_2 + h_2^2) b_3 + \frac{1}{3} (h_2^2 + h_2 h_3 + h_3^2) b_1 + \frac{1}{3} (h_3^2 + h_3 h_1 + h_1^2) b_2 \right] \quad (2.100) \\
 &= -\frac{g}{6} (h_1 + h_2 + h_3) [b_1 h_1 + b_2 h_2 + b_3 h_3]
 \end{aligned}$$

Both terms lead to the same result and therefore balance exactly for stagnant flow conditions.

#### 2.2.3.4 Discretisation of Boundary Conditions

The hydrodynamic model uses the essential boundary conditions, i.e. velocity and water surface elevation are to be specified along the computational domain. The theoretical background of the boundary condition has already been already discussed in book one “Physical Models”. In this part the numerical treatment of the two most important boundary types, namely inlet and outlet will be discussed separately.

##### 2.2.3.4.1 Inlet Boundary

- Hydrograph:

The hydrograph boundary condition is applied to a user defined inlet section which is defined by a list of boundary edges. The velocity vectors are assumed to be perpendicular

to these boundary edges and the inlet section is assumed to be a straight line with uniform water elevation (1-D treatment). If there is an incoming discharge it must be given as hydrograph. Both steady and unsteady discharges can be specified along the inlet section, where water surface elevation and the cross-sectional area are allowed to change with time. For an unsteady discharge, the hydrograph is digitized in a data set of the form:

$$\begin{array}{ll} t^1 & Q^1 \\ \dots & \\ t^n & Q^n \\ \dots & \\ t^{end} & Q^{end} \end{array}$$

where  $Q^n$  is the total discharge inflow at time  $t^n$ . The hydrograph specified in this way, can be arbitrary in shape. The total discharge is interpolated, based on the corresponding time.

The water elevation at the inlet section is determined by the values of the old time step at the adjacent elements. In case of dry conditions or supercritical flow at the inlet section, the water elevation is calculated according the known discharge. For these iterative h-Q calculations normal flow is assumed and an average bed slope, perpendicular to the inlet section, must be given.

The calculated total inflow discharge is distributed over the inflow boundary edges and the according momentum component is calculated. Thereby only the edges below the water surface elevation receive a discharge. If some edges lie above the water elevation they are treated as walls. To distribute the inflow discharge over the wetted inflow boundary edges following approach is implemented.

The discharge  $Q_i$  for each edge  $i$  is calculated as fraction of the total discharge  $Q_{in}$  using a weighting factor  $K_i$  as

$$Q_i = K_i Q_{in} \quad (2.101)$$

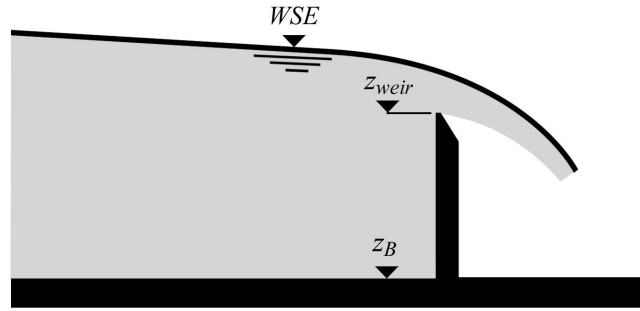
This weighting factor  $K_i$  can be calculated based on its local conveyance as

$$K_i = \frac{c_{fi} \sqrt{R_i} \sqrt{g} A_i}{\sum_{j=1}^n (c_{fj} \sqrt{R_j} \sqrt{g} A_j)} \quad (2.102)$$

where  $K_i$  is the discharge at edge  $i$  and the index  $j$  ranges from the first to the last wetted edge of the inflow boundary edges.  $R_i$ ,  $A_i$  and  $c_{fi}$  are the hydraulic radius, the wetted area and the friction factor of the corresponding elements respectively.

Alternatively, the weighting factor  $K_i$  can be calculated based on the local wetted areas at the edge  $i$ , which finally results in equal inflow velocities over all edges.

$$K_i = \frac{A_i}{\sum_{j=1}^n A_j} \quad (2.103)$$



*Figure 2.34* Flow over a weir

#### 2.2.3.4.2 Outlet Boundary

- Free surface elevation boundary:

As is mentioned in Table 1.2, just one outlet boundary condition is necessary to be defined. This could be the flux, the water surface elevation or the water elevation-discharge curve at the outflow section. There is often no boundary known at the outlet. In this situation, the boundary should be modelled as a so-called free surface elevation boundary. A zero gradient assumption at the outlet could be a good choice. This could be expressed as follows:

$$\frac{\partial}{\partial \mathbf{n}} = 0 \quad (2.104)$$

Although this type of boundary condition has a reflection problem, numerical experiences have shown that this effect is limited just to five to ten grid nodes from the boundary. Therefore it has been suggested to slightly expand the calculation domain in the outlet region to use this type of outlet boundary (Nujić, 1998).

- Weir:

In the other possibility of outlet boundary condition namely defining a weir (Figure 2.34), the discharge at the outlet is computed based on the weir function (Chanson, 1999)

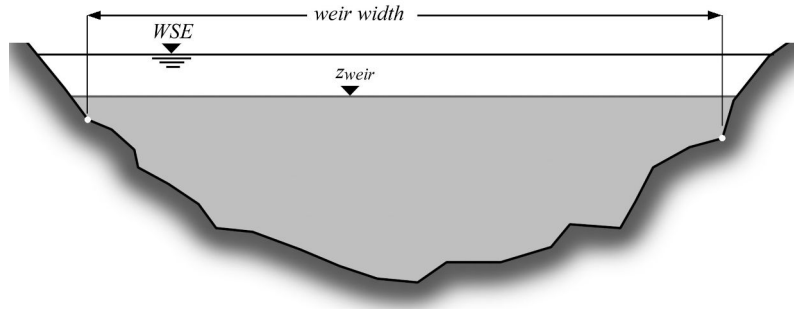
$$q = \frac{2}{3} C \sqrt{2g(h_{up} - h_{weir})^3}$$

where

$$C = 0.611 + 0.08 \frac{h_{up} - h_{weir}}{h_{weir}} \quad ; \quad h_{up} = WSE - z_B \quad \text{and} \quad h_{weir} = z_{weir} - z_B$$

Alternatively, instead of calculating the factor C automatically, a constant Poleni factor can be set.

The hydraulic and geometric parameters such as WSE,  $z_B$  are the calculated variables on the adjacent elements of the outlet boundary. Here it is assumed that the water surface elevation is constant within the element. The weir elevation  $z_{weir}$  is a time dependent parameter. Based on the weir elevation (Figure 2.35) some edges of the outlet are considered as a weir and the others have free surface elevation boundary condition. In order to avoid



**Figure 2.35** Outlet cross section with a weir

instabilities due to the water surface fluctuations, the following condition are adopted in the program

if  $(h_{up}(t) \leq h_{weir}(t) + kh_{dry}) \Rightarrow$  edge is a wall

if  $(h_{up}(t) > h_{weir}(t) + kh_{dry}) \Rightarrow$  edge acts as weir or a free surface elevation boundary

$k$  is a numerical factor and has been set to 3 in this version. Figure 2.35 also shows the effective computational width of a weir in a natural cross section.

- Gate:

The discharge over a gate boundary condition is computed according to

$$q = \mu h_{gate} \sqrt{2gh_0} \quad (2.105)$$

Within this formula,  $h_0$  is the water depth upstream of the gate.  $h_{gate}$  denotes the difference between gate level and soil elevation at the gate's location. The factor  $\mu$  can be defined by the user (constant value or dynamical). According to Bernoulli's equation and assuming the upstream water is at rest, the discharge coefficient is

$$\mu = \frac{\delta}{\sqrt{1 + \frac{\delta h_{gate}}{h_0}}} \quad (2.106)$$

where  $\delta$  is the contraction coefficient of the outflow jet. Assuming a sharp-edged sluice gate the contraction coefficient is calculated by Voigt (1971).

$$\delta = \frac{1}{1 + 0.64\sqrt{1 - (h_{gate}/h_0)^2}} \quad (2.107)$$

The value of  $\mu$  is usually around 0.6.

The gate formula is only active if the water surface elevation in the element belonging to the boundary edge is higher than the gate elevation. Other possible states of the gate are wall (in case of gate elevation lower than the soil elevation) and zero-gradient (in all other cases).

- h-Q-relation:

A water elevation/discharge relation can be applied as outflow boundary condition. Several outflow boundary edges are therefore defined in a list. The outflow velocity vectors are assumed to be perpendicular to the outflow boundary edges and the outflow section is assumed to be a straight line with a uniform water elevation (1-D treatment). A relation must be given between the outflow water surface elevation and the total outflow discharge. This h-Q relation is digitized in a data set of the form

$$\begin{array}{l} h^1 \quad Q^1 \\ \dots \\ h^n \quad Q^n \end{array}$$

where  $Q^n$  is the total outflow discharge for a given water surface elevation  $h^n$ . The h-Q-relation specified in this way, can be arbitrary in shape. The total outflow discharge is interpolated, based on the corresponding water surface elevation.

The water surface elevation at the outflow section is determined from the values of the elements adjacent to the boundary edges at the last time step. With this water elevation a total outflow discharge is interpolated using the given h-Q relation. Alternatively, if no h-Q-relation is given, the outflow discharge is calculated under the assumption of normal flow at the outflow section. In this case an average bed slope perpendicular to the outflow cross section must be given.

The calculated total outflow discharge is then distributed over all wetted outflow boundary edges according to a weighting factor based on the local conveyance or the wetted area (see Section 2.2.3.4.1). In contrast, cells which are not fully wetted are set to wall boundary.

- Z-Hydrograph:

Another outflow boundary condition is to specify the time evolution of the water surface at the outflow location. This boundary conditions aims to control the water elevation at the outlet, e.g. at outflows to reservoirs with known water elevations.

A time evolution of the water surface elevation must be given in the form

$$\begin{array}{l} t^1 \quad WSE^1 \\ \dots \\ t^n \quad WSE^n \end{array}$$

If the actual outlet water elevation lies below the desired reservoir elevation, than a wall boundary is set at the outflow. On the other hand, if the actual water elevation lies above the reservoir water elevation, a Riemann solver is applied. The Riemann problem is defined between the outflow edges and a ghost cell outside of the domain with the reservoir water level. (But be aware that the outlet water level is not guaranteed to be identical to the specified water elevation.)

### 2.2.3.4.3 Inner Boundaries

- Inner Weir:

The inner weir uses a slightly other approach than the boundary weir. If the weir crest is higher than the water surface elevation in the neighbouring elements, the weir acts as a wall.

If one or both of the neighbouring water surface elevations are above the weir crest, the weir formula for discharge

$$Q = \frac{2}{3} \mu \sigma_{uw} w \sqrt{2g(z_{upstream} - z_{weir})^3} \quad (2.108)$$

is used. This is the classical Poleni formula for a sharp crested weir with an additional factor  $\sigma_{uw}$  which accounts for the reduction in discharge due to incomplete weir flow. If only one side of the weir has a water surface elevation above the weir crest, then a complete weir flow is given with  $\sigma_{uw} = 1$ .  $w$  is the width of the weir.

As soon as the water surface elevation tops the weir crest level on both sides of the weir, the incomplete case is active and the reduction factor  $\sigma$  is calculated according to the Diagram Figure 2.17.

As for the momentum, there is no momentum due to velocity accounted for in the downstream direction. This behaviour acts as if all kinetic energy is dissipated over a weir.

- Inner Gate:

Similar to the gate boundary condition, the inner gate has three modes. Either the gate level is equal or less than the soil elevation. The gate is then closed and acts as a wall.

If the gate level is above the local soil elevation, the gate is considered as open. As long as the water surface elevations near the gate are below the gate level, the exact Riemann solver is used. The gate is active as soon as one of the neighbouring water surface elevations is above the gate level. Similar to the gate boundary condition, the calculation of the specific discharge is

$$q = \mu h_{gate} \sqrt{2gh_0} \quad (2.109)$$

The discharge coefficient  $\mu$  is usually between 0.5 and 0.6 and is either user-defined or calculated dynamically. In the latter case the backwater effect is considered as (Bollrich 2000)

$$\mu = \delta \sqrt{\left[1 - 2 \frac{\delta h_{gate}}{h_0} \left(1 - \frac{\delta h_{gate}}{h_d}\right)\right] - \sqrt{\left[1 - 2 \frac{\delta h_{gate}}{h_0} \left(1 - \frac{\delta h_{gate}}{h_d}\right)\right]^2 + \left(\frac{h_d}{h_0}\right)^2} - 1} \quad (2.110)$$

where  $h_d$  is the water depth downstream of the gate. The definition of the other variables can be found under the description of the gate boundary condition.

As for the momentum, the velocity through the gate is taken into account in both, downstream and upstream direction.

- Inner HQ-relation:

The inner HQ-Relation boundary acts similar to the inner gate boundary condition. However, instead of applying the gate-formula to determine the discharge over



the inner structure, a water surface discharge relation is applied. By specifying a self-determined HQ-relation for the inner structure, a lot of flexibility is offered for the implementation. The HQ-relation may be used e.g. to simulate a culvert, a bridge or a pipe flow. The quality of the results depends strongly on the provided HQ-table! For each edge of the upstream stringdef, the water level is taken from the adjacent cell and the HQ-relation is used to determine the corresponding discharge over the edge (scaled to the edge length). The water flows through the inner structure and re-enters the domain at the downstream corresponding edge. The HQ relation is digitized in a data set as

$$\begin{array}{l} h^1 \quad Q^1 \\ \dots \\ h^n \quad Q^n \end{array}$$

where  $Q^n$  is the total outflow discharge and  $h^n$  is the water surface elevation.

Differing from other inner boundaries, this boundary operates only in a given direction from upstream to downstream (stringdef1 = upstream, stringdef = downstream) and cannot deal with changing flow directions! Furthermore, please note that the inner HQ-relation does not depend upon the z-elevations of the boundary cells and, hence, may be used to act over large distances with arbitrary height differences, as e.g. a long pipe within the domain. At the moment, however, it is not feasible to incorporate information of the downstream water surface elevation, what limits the applicability to culvert or pipe modelling in some scenarios.

If inner boundaries and sediment transport computations are combined, the problem arises that sediment masses are not transported over the inner boundary but stop in front of the inner boundary structure. This behaviour is undesired in some scenarios. A solution to overcome this problem, allowing for sediment continuity, is the use of ‘dredge sources’ which can be used to let the sediments pass the inner boundary (see Section 2.3.3.3.2).

#### 2.2.3.4.4 Moving Boundaries

##### Dry, partial wet and fully wet elements

Natural rivers and streams are highly irregular in both plan form and topography. Their boundaries change with the time varying water level. The FV-based model with moving boundary treatment is capable of handling these complex and dynamic flow problems conveniently. The computational domain expands and contracts as the water elevation rises and falls. Obviously, the governing equations are solved only for wet cells in the computational domain. An important step of this method is to determine the water edge or the instantaneous computational boundary. A criterion,  $h_{min}$ , is used to classify the following two types of nodes:

1. A node is considered dry, if  $z_S \leq z_B + h_{min}$
2. A node is considered wet, if  $z_S > z_B + h_{min}$

The determination of  $h_{min}$  is tricky, which can vary between  $10^{-6}$  m and 0.1 m. Based on the flow depth at the centre of the element we defined three different element categories (Figure 2.36):

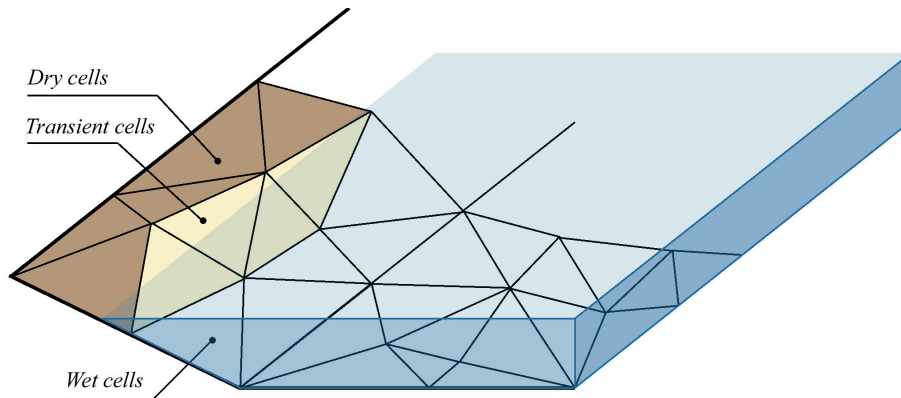


Figure 2.36 Schematic representation of a mesh with dry, partial wet and wet elements

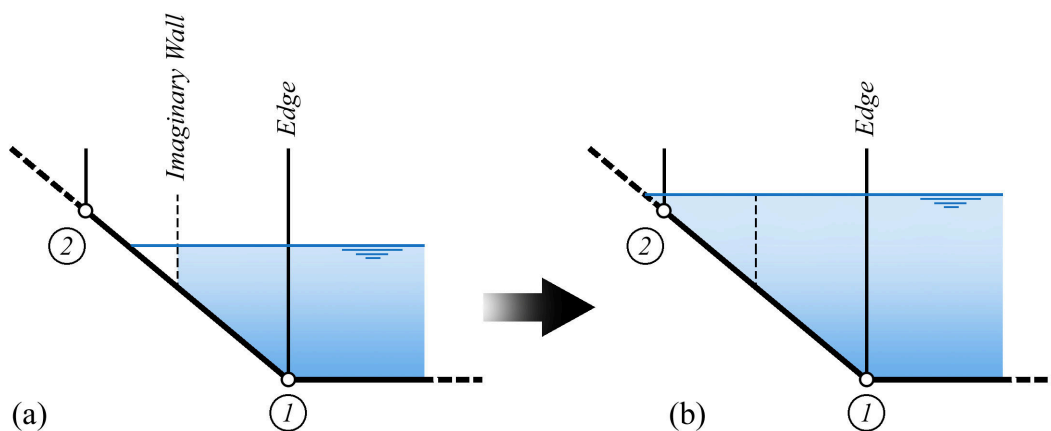


Figure 2.37 Wetting process of an element

1. dry cells where the flow depth is below  $h_{min}$ ,
2. partial wet cells where the flow depth above  $h_{min}$  but not all nodes of the cell are under water and
3. fully wet cells where all nodes included cell centre are under water.

By comparing the water surface elevation of two adjacent elements (Figure 2.37) and determining which cell is dry it was decided whether there were or not a flux through the edge.

Although the determination of  $h_{min}$  is tricky, as it mentioned above, it has been successfully used in the past, has in the range of 0.05 ~ 0.1 m for natural rivers. It can be adjusted to optimize the solution for particular flow and boundary conditions. It is suggested to consider it close to  $\min(0.1h, 0.1)$ .

Another problem related to partially wetted elements is the determination of the final velocities at the end of the time step from the vector of the conserved variables  $\mathbf{U}$ . To calculate the velocities the conserved variables must be divided by the flow depth as indicated below.

$$\nu_x = \frac{(\nu_x h)}{h}$$

$$\nu_y = \frac{(\nu_y h)}{h}$$
(2.111)

For an element situated at the wetting and drying interface, the outflow of water amounts may lead to very small water depths. Because the water depths are in the denominator, instabilities can arise when updating the new velocities. To prevent these instabilities it is checked if the water depth is smaller than the residual  $h_{min}$ . In such a case the velocities are set to zero, since the water will not move in such a practical situation.

### Flux computations at dry-wet interfaces

When solving the shallow water equations along dry-wet interfaces, special attention is needed and different situations must be distinguished. Some models solve the complete equations only for completely wetted elements, where all nodes are under water. Here, in contrast, the flux computations are also performed for partially wetted elements. This procedure is computationally more costly and has larger programming efforts, but it leads to more accurate results in some situations and it can reduce problems related to the wetting-drying process.

The complete flux computation is performed over a partially wetted edge if two conditions are fulfilled:

- At least one of the both elements adjacent to the edge must be wetted, i.e. its water depth must be above  $h_{min}$ .
- At least at one side of the edge, the element's water surface elevation must be above the average edge elevation.

The flux computations over partially wetted edges need to take into account that the flux takes not place over the whole length of the edge (see Figure 2.38). The actually over flown effective length  $L_{eff}$  is calculated as follows assuming a constant water level.

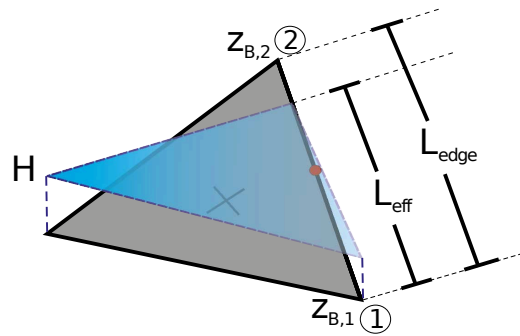
$$L_{eff} = \left( \frac{H - z_{B,1}}{z_{B,2} - z_{B,1}} \right) L_{edge}$$
(2.112)

Here  $H$  is the water surface elevation in the partially wetted element and  $z_{B,1}$ ,  $z_{B,2}$  are the nodal elevations of the edge

In Figure 2.39 several possible configurations at dry-wet interfaces are illustrated which need to be treated appropriately. Attention must be paid to correctly reproduce the physics and to preserve the C-property for stagnant flow conditions.

The first case a) shows a wetted left element adjacent to a dry right element, where the left water surface elevation  $H_L$  is above the center elevation  $z_{B,R}$  of the right element. Here, no special treatment is needed and a Riemann problem can be formulated. But the Riemann solver must be capable of treating dry bed conditions in an appropriate way.

Case b) corresponds to an adverse slope at the right, dry element, where the left water surface elevation  $H_L$  is below the right bed elevation  $z_{B,R}$ . This case has recently received attention in the literature, as e.g. by Brufau et al. (2002). It requires a special treatment



**Figure 2.38** Definition of effective length at partially wetted edge

because applying the Riemann solver in a situation with adverse slopes can produce incorrect results. Some authors suggest to treat the dry-wet interface as a wall or to set the velocities to zero. But these treatments are problematic because they do not always preserve the C-property. Here a simple method is adopted whereas no Riemann problem is formulated at the edge. But instead, only the pressure terms are evaluated which exactly balance the bed source terms, thus guaranteeing a correct behaviour for stagnant flow conditions.

In case c) the water elevation  $H_L$  at the left element is below the average edge elevation. In such a situation no Riemann problem is formulated as stated above. But again the pressure term is evaluated here to preserve the C-property.

Finally, in cases d), e) and f) either both elements are dry or the edge is completely dry. In these cases neither mass fluxes nor momentum fluxes need to be evaluated.

### 2.2.3.5 Solution Procedure

The logical flow of data through BASEplane from the entry of input data to the creating of output files and the major functions of the program is illustrated in Figure 2.40, Figure 2.41 and Figure 2.42 shows the data flow through the hydrodynamic and morphodynamic routines respectively. Program main control data is read first, and then the mesh file, and then the sediment data file if there is one. Initialization of the parameters and computational values is made next. If the sediment movement computation is requested, the hydrodynamic routine will be started in cycle steps defined by user, otherwise the hydrodynamic routine is run. After the hydrodynamic routine, the morphodynamic routine is carried out next, if it is requested. Results can be printed at the end of every time steps or only at the end of selected time steps.

- a) General solution procedure of BASEplane (Figure 2.40)
- b) Hydrodynamic routine in detail (Figure 2.41)
- c) Morphodynamic routine in detail (Figure 2.42)

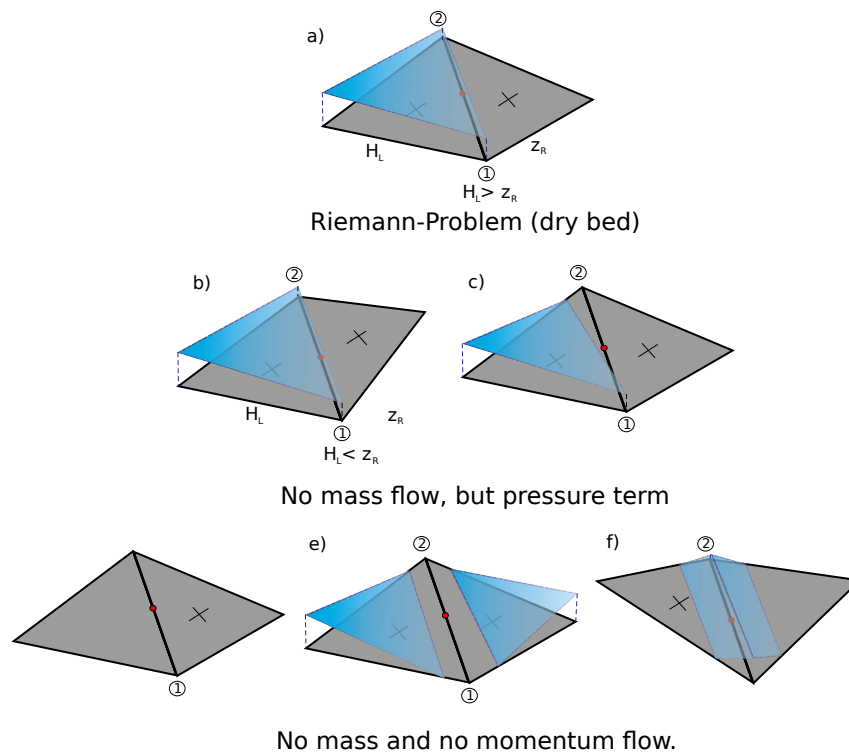


Figure 2.39 Different cases for flux computations over an edge at wet-dry interfaces

## 2.3 Solution of Sediment Transport Equations

### 2.3.1 Vertical Discretisation

#### 2.3.1.1 General

A two phase system (water and solids) in which the sediment mixture can be represented by an arbitrary number of different grain size classes is formulated. The continuous physical domain has to be horizontally and vertically divided into control volumes to numerically solve the governing equations for the unknown variables. Figure 2.43 shows a single cell of the numerical model with vertical partition into the three main control volumes: the upper layer for momentum and suspended sediment transport, the active layer for bed load sediment transport as well as bed material sorting and sub layers for sediment supply and deposition.

The primary unknown variables of the upper layer are the water depth  $h$  and the specific discharge  $q$  and  $r$  in directions of Cartesian coordinates  $x$  and  $y$ . In the active layer,  $q_{B_g,x}$  and  $q_{B_g,y}$  are describing the specific bed load fluxes (index refers to the  $g$ -th grain size class). A change of bed elevation  $z_B$  can be gained by a combination of balance equations for water and sediment and corresponding exchange terms (source terms) between the vertical layers.

#### 2.3.1.2 Determination of Mixing Layer Thickness

The bed load control volume is the region where bed load transport occurs and it is assumed to have a uniform grain distribution over the depth. Its extension is well-defined by the bed

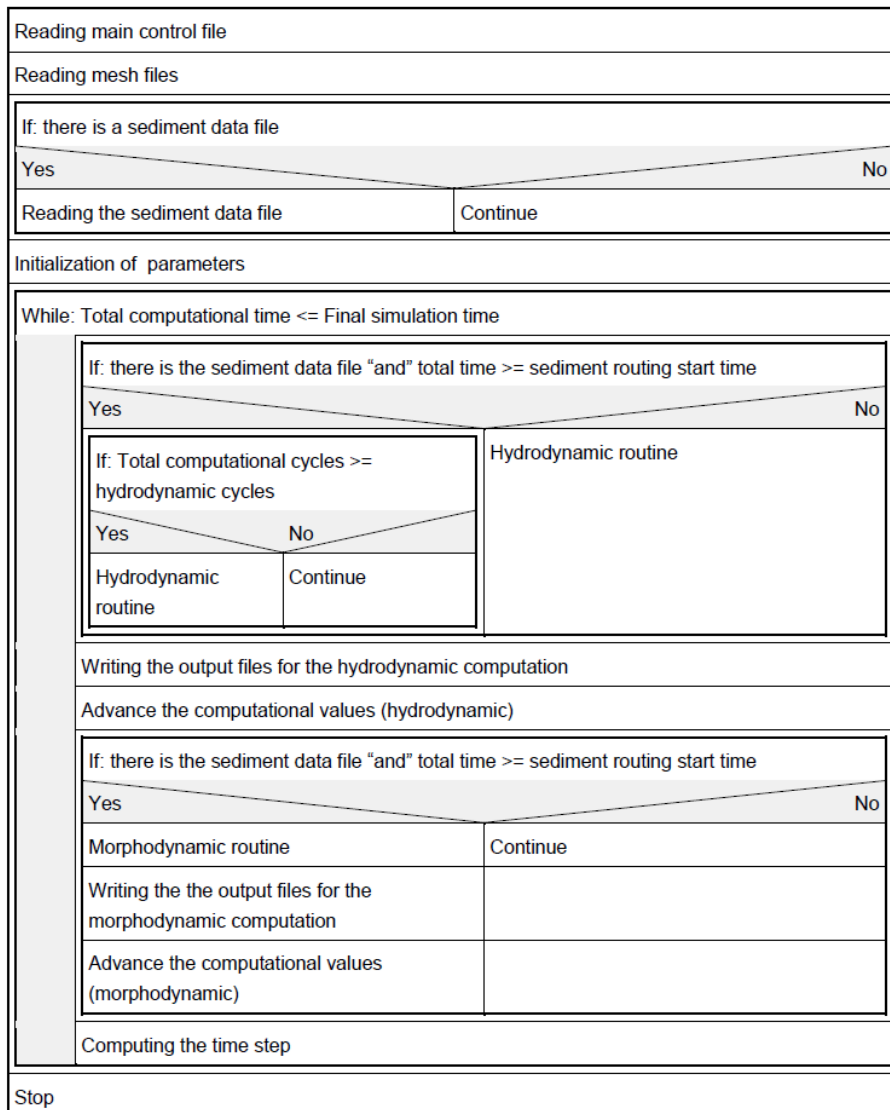


Figure 2.40 The logical flow of data through BASEplane

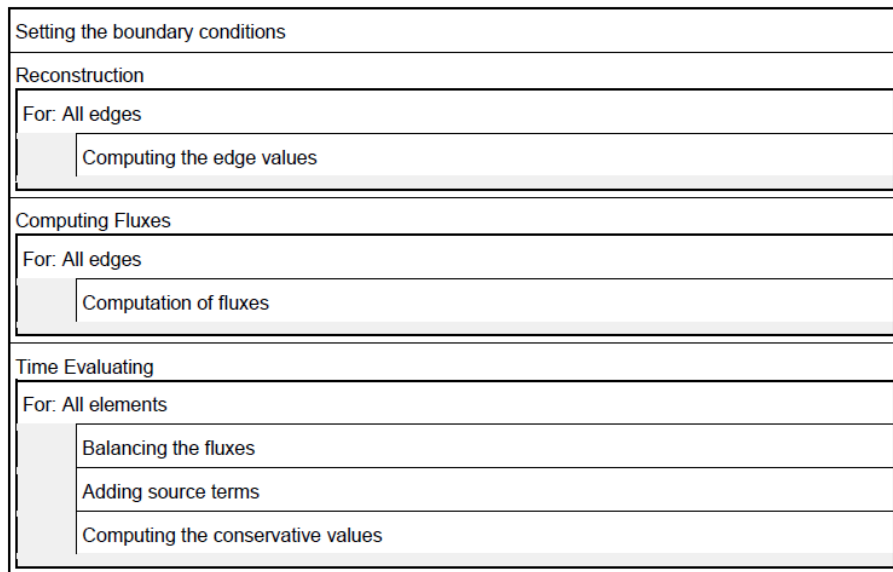


Figure 2.41 Data flow through the hydrodynamic routine

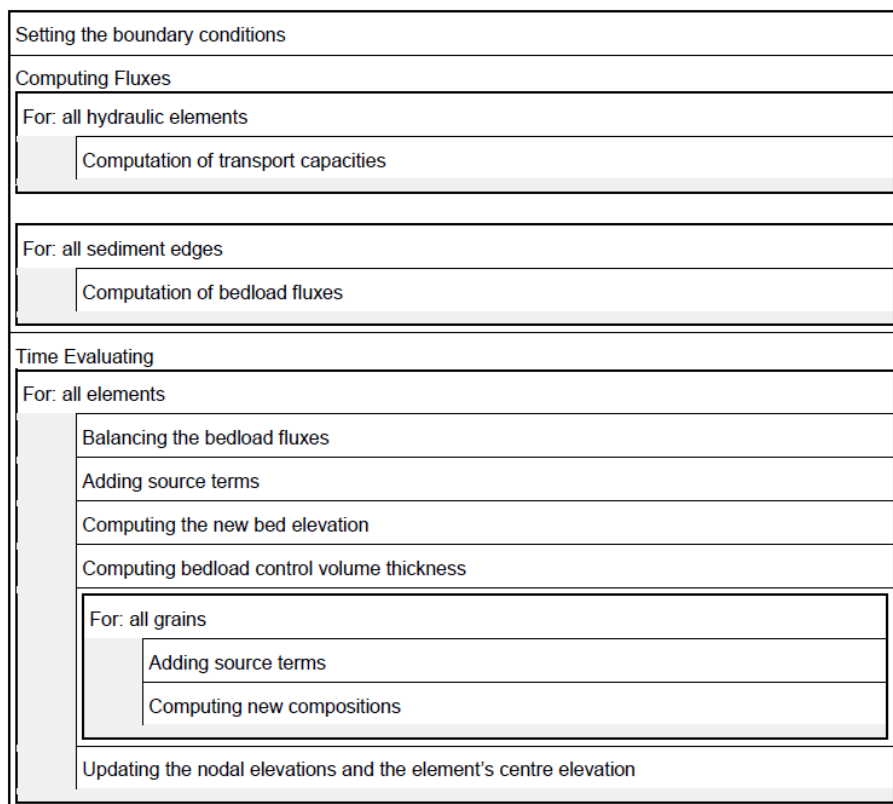


Figure 2.42 Data flow through the morphodynamic routine

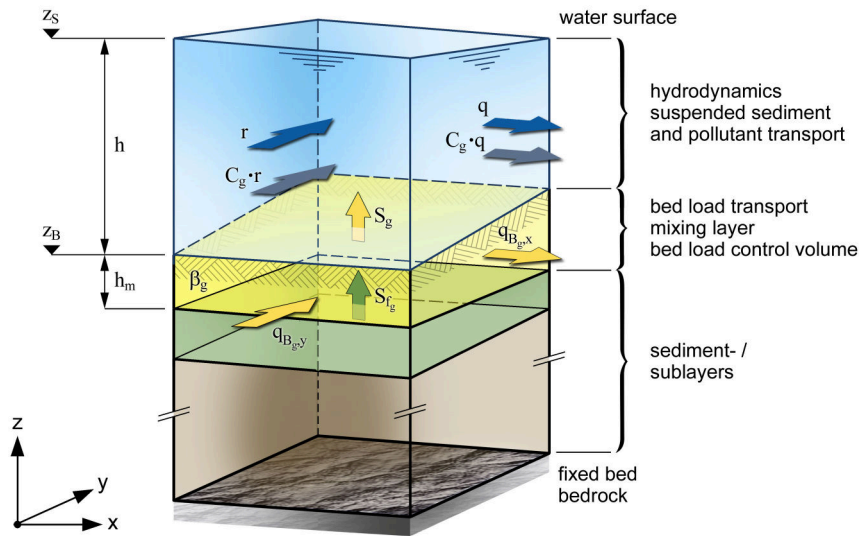


Figure 2.43 Vertical Discretisation of a computational cell

surface at level  $z_B$  and its thickness  $h_m$ , which plays an important role for grain sorting processes during morphological simulations with multiple grain classes.

Different methods are implemented for the determination of this thickness  $h_m$ . It can be determined either dynamically during the simulation (at the moment only for 2-D simulations) or it can be given a priori as a constant value for the whole simulation. The latter is used by default with an active layer thickness of 0.1 m.

### Borah's approach

With this approach the active layer thickness  $h_m$  is different for degradation and for aggradation. In case of deposition,  $h_m$  corresponds to the thickness of the current deposition stratum. In case of degradation,  $h_m$  is proportional to the bed level decrease with a limitation to account for the situation of an armoured bed (Borah et al. (1982)).

If the bed level increases ( $\Delta z_B > 0$ ):

$$h_m^{n+1} = h_m^n + \Delta z_B \quad (2.113)$$

If the bed level decreases ( $\Delta z_B < 0$ ):

$$h_m = 20\Delta z_B + \frac{d_l}{\sum \beta_{nm}(1-p)} \quad (2.114)$$

where  $d_l$  is the smallest non-mobile grain size and  $\sum \beta_{nm}$  is the sum of the non-mobile sediment fractions, and  $p$  is porosity.

### Calculation based on mean diameter $d_{90}$

Following this approach the new thickness  $h_m$  is determined proportional to the characteristic grain size diameter  $d_{90}$  in the bed load control volume. The factor of proportionality can be chosen freely.

$$h_m^{n+1} = factor \cdot d_{90} \quad (2.115)$$



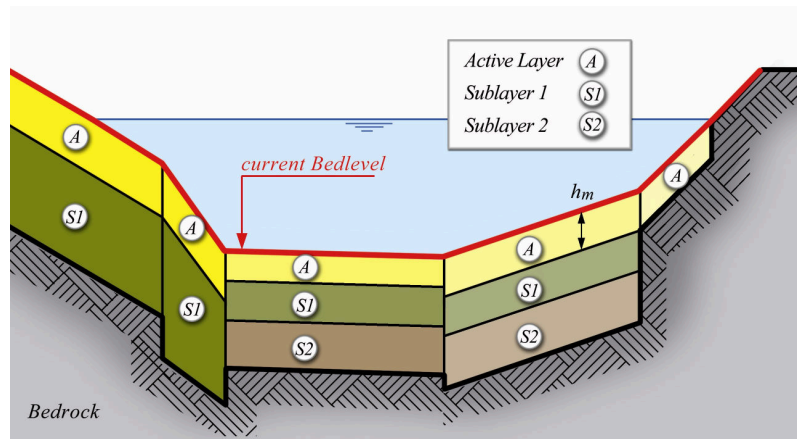


Figure 2.44 Soil Discretisation in a cross section

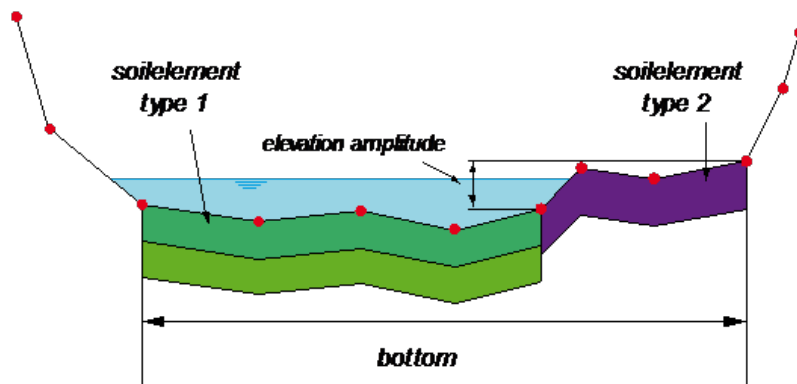


Figure 2.45 Soil Discretisation in a cross section

But this simple approach does not take into account influences of present bottom shear stresses or present erosion rates. Typically, the factor is between 1 and 3.

## 2.3.2 One Dimensional Sediment Transport

### 2.3.2.1 Spatial Discretisation

#### 2.3.2.1.1 Soil Segments

For each cross section slice a different composition of the soil can be specified. A variable number of sediment layers can be defined. Figure 2.44 illustrates by example a possible distribution of soil types in a cross section. Each colour represents for a different grain class mixture. Usually however one soil type will cover several cross section slices, like in Figure 2.46.

The modification of the geometry of the cross section due to sediment transport it is illustrated in Figure 2.46. This can lead to the elimination of layers or to the creation of new ones. The grain class mixture of deposition will be the same over the whole wetted width.

The elevation changes will modify the soil elements which are considered to be wetted, but it is not always obvious when this is the case. For this reason the user can define which fraction of the elevation amplitude of the soil has to be below the water level by a

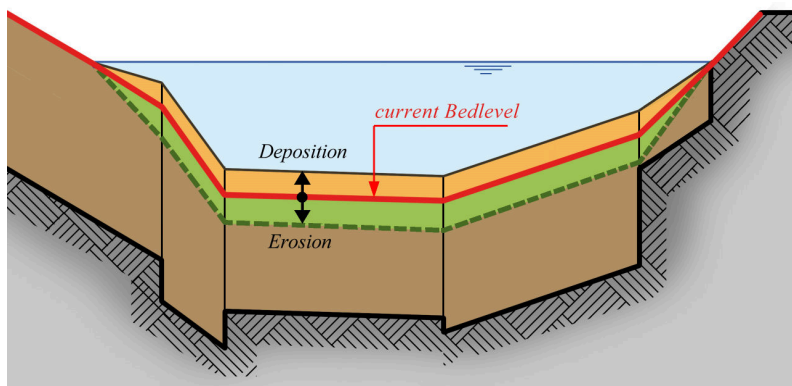


Figure 2.46 Effect of bed load on cross section geometry

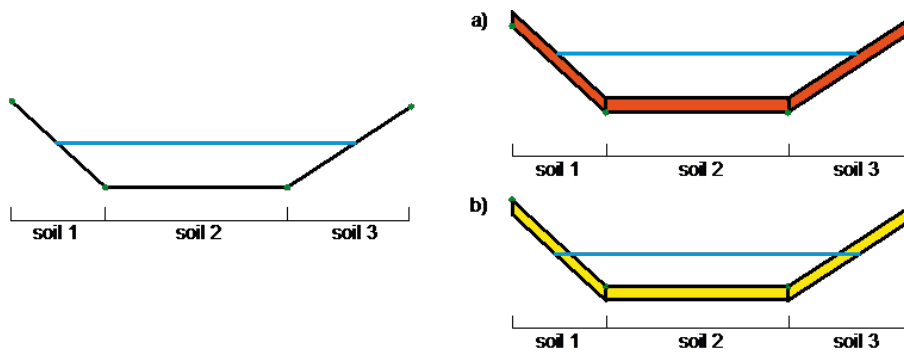


Figure 2.47 Deposition a) and erosion b) due to suspended load with a wetting fraction of 0.9.

parameter called *wetting\_fraction*. In the example in Figure 2.45 the soil element of type 2 would be moved with a *wetting\_fraction* of 0.3 but not with a *wetting\_fraction* of 1. All points of a wetted soil element are affected by the same elevation change.

Figure 2.47, Figure 2.48, Figure 2.49, Figure 2.50, Figure 2.51 and Figure 2.52 give some simple examples of bedlevel changes to illustrate the mechanisms.

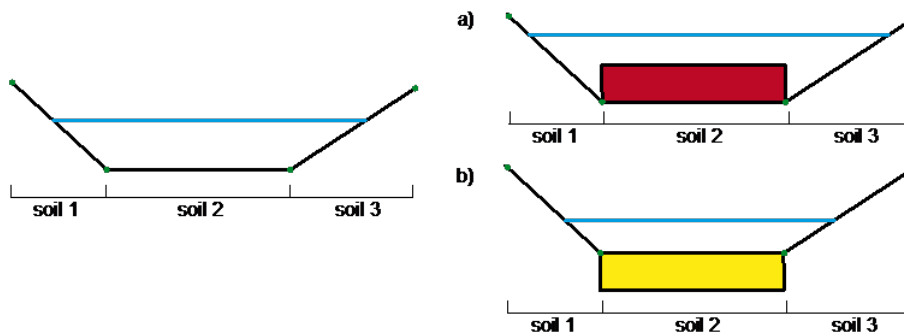


Figure 2.48 Deposition a) and erosion b) due to suspended load with a wetting fraction of 0.1.

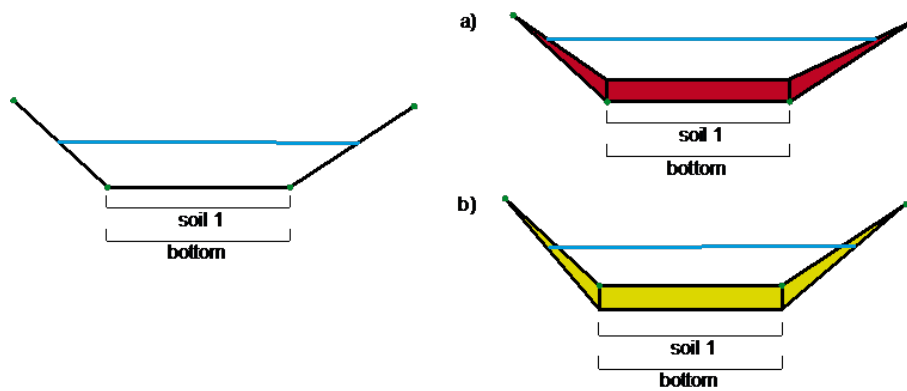


Figure 2.49 Deposition a) and erosion b) due to bed load without cross section points on embankments.

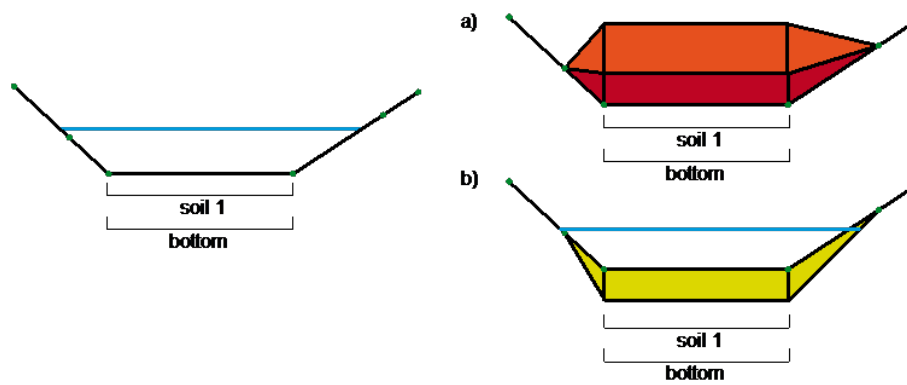


Figure 2.50 Deposition a) and erosion b) due to bed load with cross section points on embankments.

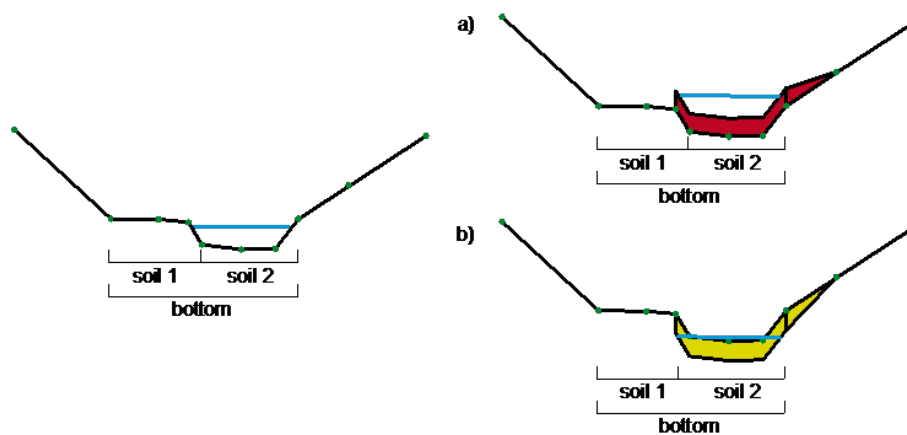


Figure 2.51 Deposition a) and erosion b) due to bed load with 2 soils defined on the bottom.

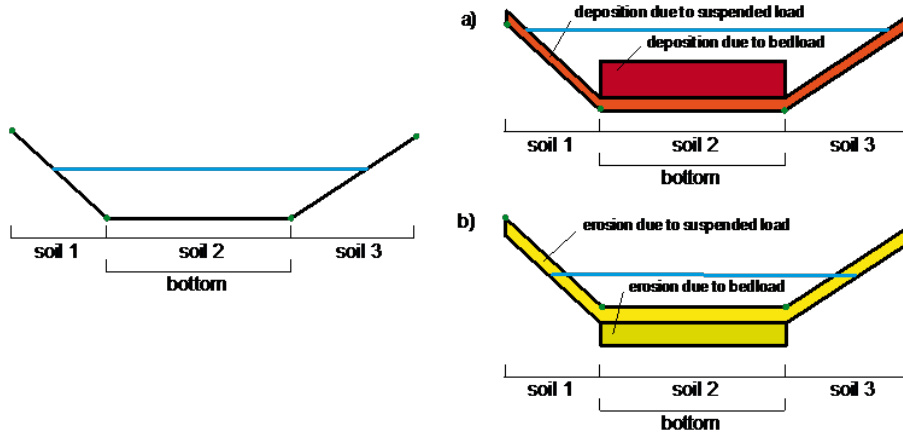


Figure 2.52 Deposition a) and erosion b) due to bed load and suspended load.

### 2.3.2.2 Discrete Form of Equations

#### 2.3.2.2.1 Advection-Diffusion Equation

The one dimensional suspended sediment or pollutant transport in river channels is described by eq. 1.66 in the Mathematical Models section. This equation has to be solved for each grain class  $g$  in the same manner. For this reason in this section  $g$  is omitted and the equation becomes:

$$A \frac{\partial C}{\partial t} + Q \frac{\partial C}{\partial x} - \frac{\partial}{\partial x} \left( A \Gamma \frac{\partial C}{\partial x} \right) - S = 0 \quad (2.116)$$

$C$  is the concentration of transported particles averaged over the cross-section.

For the moment the sources  $S$ , which vary for different types of transport, will be set to 0.

The eq. 2.116 is integrated over the element (see Figure 2.7)

$$\int_{x_{iL}}^{x_{iR}} \left( A \frac{\partial C}{\partial t} + Q \frac{\partial C}{\partial x} - \frac{\partial}{\partial x} \left( A \Gamma \frac{\partial C}{\partial x} \right) \right) dx = 0 \quad (2.117)$$

and the different parts are calculated as follows:

$$\int_{x_{iL}}^{x_{iR}} A \frac{\partial C_i}{\partial t} dx = A_i \int_{x_{iL}}^{x_{iR}} \frac{\partial C}{\partial t} dx \approx A_i \frac{\partial C_i}{\partial t} \Delta x_i \approx A_i \frac{C_i^{n+1} - C_i^n}{\Delta t} \Delta x_i \quad (2.118)$$

$$\int_{x_{iL}}^{x_{iR}} Q \frac{\partial C}{\partial x} dx = Q_i \int_{x_{iL}}^{x_{iR}} \frac{\partial C}{\partial x} dx = Q_i (C(x_{iR}) - C(x_{iL})) = (\Phi_{a,iR} - \Phi_{a,iL}) \quad (2.119)$$

$$\int_{x_{iL}}^{x_{iR}} \frac{\partial}{\partial x} \left( A \Gamma \frac{\partial C}{\partial x} \right) dx = \left( A \Gamma \frac{\partial C}{\partial x} \Big|_{x_{iR}} - A \Gamma \frac{\partial C}{\partial x} \Big|_{x_{iL}} \right) = \Phi_{d,iR} - \Phi_{d,iL} \quad (2.120)$$

The concentration at the new time is:

$$C_i^{n+1} = C_i^n - \frac{\Delta t}{\Delta x_i A_i} (\Phi_{a,iR} - \Phi_{a,iL} - \Phi_{d,iR} + \Phi_{d,iL}) \quad (2.121)$$

### 2.3.2.2.2 Computation of Diffusive Flux

The diffusive flux is calculated by finite differences.

$$\Phi_{d,iR} = A_{iR} \Gamma \frac{C_{i+1} - C_i}{x_{i+1} - x_i} \quad (2.122)$$

For the interpolation on the edge of the wetted area, known only in the cross sections, the geometric mean is used:

$$A_{iR} = \sqrt{A_{i+1} A_i} \quad (2.123)$$

If  $\Gamma$  is not given by the user it is calculated as follows:

$$\Gamma = \frac{\sqrt{\nu_L \nu_R}}{\sigma} \quad (2.124)$$

$\sigma$  is generally assumed to be 0.5 (Celik and Rodi 1984).

The eddy viscosity averaged over the depth can be calculated by (Fäh, 1997):

$$\nu = uh\kappa/6 \quad (2.125)$$

### 2.3.2.2.3 Computation of Advective Flux

A general problem of the computation of the advective flux is that it leads to strong numerical diffusion. Several schemes can be used, four of them are implemented.

The first possibility to compute the advective flux over the edge (element boundary) is to interpolate the concentration values from the neighbouring elements, considering the flow direction, and multiply it with the water discharge over the edge.

#### a) QUICK-Scheme

For a positive flow from left to right the quick scheme determines the concentration due to advection at the upstream edge of element  $i$  by:

$$C_{a,iL} = \frac{(x_{iL} - x_{i-1})(x_{iL} - x_{i-2})}{(x_i - x_{i-1})(x_i - x_{i-2})} C_i + \frac{(x_{iL} - x_{i-2})(x_{iL} - x_i)}{(x_{i-1} - x_{i-2})(x_{i-1} - x_i)} C_{i-1} + \frac{(x_{iR} - x_{i-1})(x_{iR} - x_i)}{(x_{i-2} - x_{i-1})(x_{i-2} - x_i)} C_{i-2} \quad (2.126)$$

More in general the concentration is:

$$C_{a,iL} = \begin{cases} C_i + g_1(C_{i+1} - C_i) + g_2(C_i - C_{i-1}) \rightarrow u > 0 \\ C_{i+1} + g_3(C_i - C_{i+1}) + g_4(C_{i+1} - C_{i+2}) \rightarrow u < 0 \end{cases} \quad (2.127)$$

Between the velocities  $u_i$  and  $u_{i+1}$  the one with the larger absolute value is determinant.

$$g_1 = \frac{(x_{iR} - x_i)(x_{iR} - x_{i-1})}{(x_{i+1} - x_i)(x_{i+1} - x_{i-1})} \quad (2.128)$$

$$g_2 = \frac{(x_{iR} - x_i)(x_{i+1} - x_{iR})}{(x_i - x_{i-1})(x_{i+1} - x_{i-1})} \quad (2.129)$$

$$g_3 = \frac{(x_{iR} - x_{i+1})(x_{iR} - x_{i+2})}{(x_i - x_{i+1})(x_i - x_{i+2})} \quad (2.130)$$

$$g_4 = \frac{(x_{iR} - x_{i+1})(x_i - x_{iR})}{(x_{i+1} - x_{i+2})(x_i - x_{i+2})} \quad (2.131)$$

The QUICK scheme tends to get unstable, especially for the pure advection-equation with explicit solution (Chen and Falconer, 1992). For this reason the more stable QUICKEST scheme (Leonard, 1979) is often used:

b) QUICKEST-Scheme

$$C_{iR,QUICKEST} = C_{iR,QUICK} - \frac{1}{2}Cr_{iR}(C_{i+1} - C_i) + \frac{1}{8}Cr_{iR}(C_{i+1} - 2C_i + C_{i-1}) \quad (2.132)$$

with

$$Cr_{iR} = \frac{u_{i+1} + u_i}{2} \frac{\Delta t}{\Delta x} \quad (2.133)$$

c) Holly-Preissmann

The QUICKEST-scheme still leads to an important diffusion. For this reason the HollyPreissmann scheme (Holly and Preissmann, 1977), which gives better results, is also implemented. This scheme is based on the properties of characteristics and can not be applied directly for the present Discretisation.

To find  $C(x_{iR})$  of eq. 2.119 the properties of characteristics or finite differences are used, placing the edges on a new grid so that  $C(x_{iR})$  becomes  $C_j$  and  $C(x_{iL}) = C_{j-1}$ . Considering only the advection part of the eq. 2.116 and dividing by the cross section area  $A$ :

$$\frac{\partial C}{\partial t} + \frac{u \partial C}{\partial x} = 0 \quad (2.134)$$

and

$$\frac{C_j^{n+1} - C_j^n}{\Delta t} = -u \frac{C_j^n - C_{j-1}^n}{x_j - x_{j-1}} \quad (2.135)$$

Thus the new concentration is

$$C_j^{n+1} = \left(1 - u \frac{\Delta t}{x_j - x_{j-1}}\right) C_j^n + u \frac{\Delta t}{x_j - x_{j-1}} C_{j-1}^n \quad (2.136)$$

for a courant number  $CFL = u(dt/dx) = 1 : C_j^{n+1} = C_{j-1}^n$ . This means that the solute travels from one side of the cell to the other during the time step.

The Holly-Preissmann scheme calculates the values in function of  $CFL$  and the upstream value.

$$Y(Cr) = ACr^3 + BCr^2 + DCr + E \quad (2.137)$$

$$Y(0) = C_j^n ; Y(1) = C_{j-1}^n$$

$$\dot{Y}(0) = \frac{\partial C_j^n}{\partial x} ; \dot{Y}(1) = \frac{\partial C_{j-1}^n}{\partial x}$$

$$C_j^{n+1} = a_1 C_{j-1}^n + a_2 C_j^n + a_3 \frac{\partial C_{j-1}^n}{\partial x} + a_4 \frac{\partial C_j^n}{\partial x} \quad (2.138)$$

$$a_1 = Cr^2(3 - 2Cr) \quad (2.139)$$

$$a_2 = 1 - a_1 \quad (2.140)$$

$$a_3 = Cr^2(1 - Cr)\Delta x \quad (2.141)$$

$$a_4 = -Cr(1 - Cr)^2 \quad (2.142)$$

and

$$\frac{\partial C_j^{n+1}}{\partial x} = b_1 C_{j-1}^n + b_2 C_j^n + b_3 \frac{\partial C_{j-1}^n}{\partial x} + b_4 \frac{\partial C_j^n}{\partial x} \quad (2.143)$$

$$b_1 = 6Cr(Cr - 1)/\Delta x \quad (2.144)$$

$$b_2 = -b_1 \quad (2.145)$$

$$b_3 = Cr(3Cr - 2) \quad (2.146)$$

$$b_4 = (Cr - 1)(3Cr - 1) \quad (2.147)$$

However this form is only valid for a constant velocity  $u$ . If  $u$  is not constant the velocities in the different cells and at different times have to be considered. The velocity  $u_*$  is determined by interpolation of  $u_{j-1}^n, u_j^n, u_j^{n+1}$ .

$$\bar{u}_j = \frac{1}{2}(u_j^n + u_j^{n+1}) \quad (2.148)$$

$$\bar{u}^n = (u_{j-1}^n \theta) + (1 - \theta)u_{j+1}^n \quad (2.149)$$

with

$$\theta = u_i^n \frac{\Delta t}{x_{j-1} - x_j} \quad (2.150)$$

$$\hat{u} = \frac{1}{2}(\bar{u}_j + \bar{u}^n) \quad (2.151)$$

$$Cr = \hat{u} \frac{\Delta t}{\Delta x} = \frac{u_j^{n+1} + u_j^n}{2 \frac{x_{j-1} - x_j}{\Delta t} - u_{j-1}^n + u_j^n} \quad (2.152)$$

The Holly-Preissmann scheme gives good results for the pure advection-diffusion equation. But if a sediment exchange with the bed takes place, because of the shifted grid, it does not react to the influence of the source term.

For the last 3 schemes the advective flux is computed multiplying the concentration on the edge with the discharge over the edge:

$$\Phi_{a,iR} = Q_{iR} C_{iR}$$

#### d) Modified Discontinuous Profile Method (MDPM)

The MDPM method presented by Badrot-Nico et al. (2007) is like a transposing of the Holly-Preissmann scheme from a finite difference to a finite volume context and thus much more adapted for the use within BASEMENT.

In this method the advective flux is calculated directly as a sediment discharge:

$$\Phi_{iR} = \frac{1}{\Delta t} A_i \int_{t^n}^{t^{n+1}} u(t) C(x_{iR}, t) dt \quad (2.153)$$

Using the invariance property along a characteristic line (Figure 2.53) this equation can be transformed to

$$\Phi_{iR} = \frac{1}{\Delta t} A_i \int_{x_{iL}}^{x_{iR}} C(x, t^n) dx \quad (2.154)$$

The function  $C_i^n(x)$  is reconstructed from the mean concentration in the cell  $C_i^n$  and the concentration values on the edges  $C_{iL}^n$  and  $C_{iR}^n$  (Figure 2.54) by satisfying mass conservation in the cell.

$$\tilde{C}_i^n(x) = \begin{cases} U_{iL}^n & \text{if } x \leq x_{i-1/2} + \alpha_i \Delta x_i \\ U_{iR}^n & \text{if } x > x_{i-1/2} + \alpha_i \Delta x_i \end{cases} \quad (2.155)$$

with



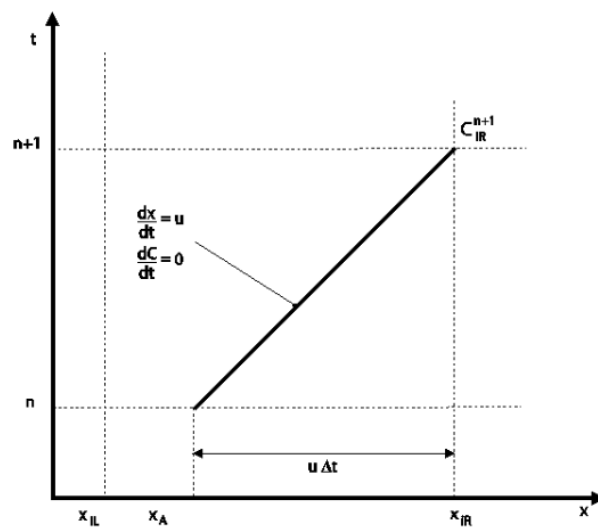


Figure 2.53 Invariance of  $C$  along the characteristic line  $y$

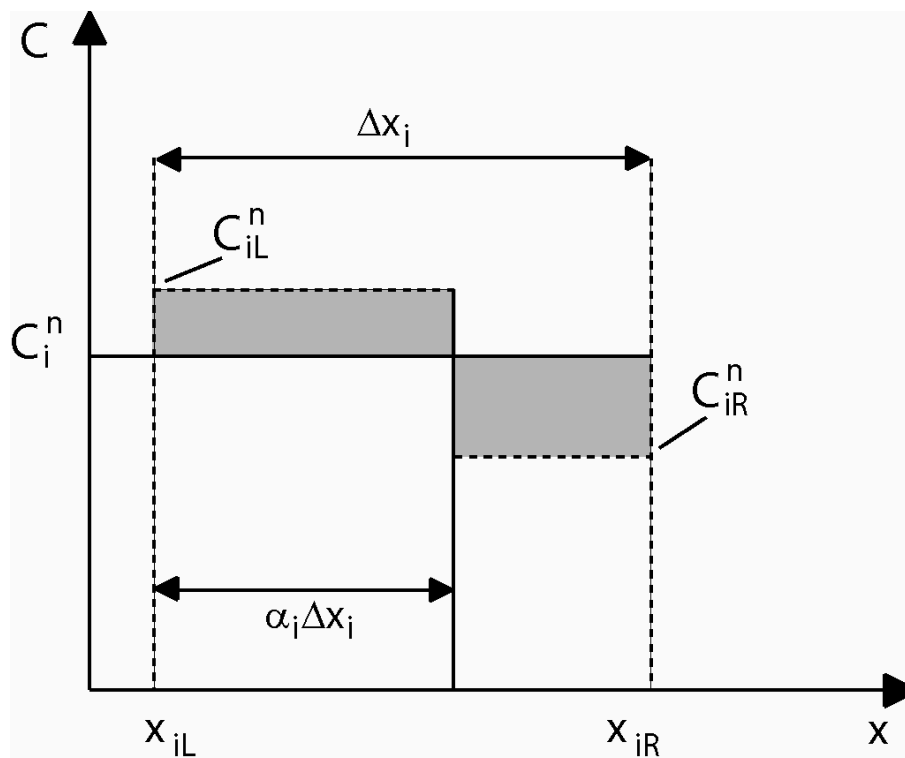


Figure 2.54 Function  $\tilde{C}_i^n(x)$

$$\alpha_i = \frac{C_i^n - C_{iR}^n}{C_{iL}^n - C_{iR}^n} \quad (2.156)$$

and  $\alpha_i \in [0, 1]$ .

If  $C_{iL}^n = C_{iR}^n$  or  $(C_{iL}^n - C_i^n)(C_i^n - C_{iR}^n) < 0$  the following values are set:

$$\left. \begin{array}{l} C_{iL}^n = C_i^n \\ C_{iR}^n = C_i^n \\ \alpha_i = \varepsilon \end{array} \right\}$$

$\varepsilon$  is an arbitrary value between 0 and 1.

If the velocity is the flux of suspended load per unity of depth and width can now be determined as follows:

$$h_i = C_{iL}^n \max(x_{i+1/2} - x - (1 - \alpha_i)\Delta x_i, 0) + C_{iR}^n \min(x_{i+1/2} - x, (1 - \alpha_i)\Delta x_i) \quad (2.157)$$

If the velocity is negative respectively:

$$g_i = -C_{iL}^n \min(x - x_{i+1/2}, \alpha_{i+1}\Delta x_{i+1}) - C_{iR}^n \max(x - x_{i+1/2} - \alpha_{i+1}\Delta x_{i+1}, 0) \quad (2.158)$$

The abscissa of the foot of the characteristic is given by  $x_A = x_{i+1/2} - u_{x_{i+1/2}}^n(t)\Delta t$ .

Finally the advective flux is:

$$\Phi_{i+1/2} = \begin{cases} \frac{1}{\Delta t} h_i(x_A) & \text{if } u_{x_{i+1/2}}^n > 0 \\ \frac{1}{\Delta t} g_{i+1}(x_A) & \text{if } u_{x_{i+1/2}}^n < 0 \end{cases} \quad (2.159)$$

Furthermore the new concentrations on the edges have to be prepared for the computations of the next time step:

$$C_{i+1/2}^{n+1} = \begin{cases} C_{iL}^n & \text{if } u_{x_{i+1/2}}^n(t) > 0 \text{ and } Cr_x \geq 1 - \alpha_i \\ C_{iR}^n & \text{if } u_{x_{i+1/2}}^n(t) > 0 \text{ and } Cr_x < 1 - \alpha_i \\ C_{i+1L}^n & \text{if } u_{x_{i+1/2}}^n(t) < 0 \text{ and } Cr_x \geq -\alpha_i \\ C_{i+1R}^n & \text{if } u_{x_{i+1/2}}^n(t) < 0 \text{ and } Cr_x < -\alpha_i \end{cases} \quad (2.160)$$

The required Courant number is

$$Cr_x = \begin{cases} u_x(t) \frac{\Delta t}{\Delta x_i} & u_x(t) > 0 \\ u_x(t) \frac{\Delta t}{\Delta x_{i+1}} & u_x(t) < 0 \end{cases} \quad (2.161)$$

#### 2.3.2.2.4 Global Bed Material Conservation Equation

As the y-direction is not considered, in the one dimensional case the mass conservation equation (Exner-equation) becomes:

$$(1-p) \frac{\partial z_B}{\partial t} + \left( \sum_{k=1}^{ng} \frac{\partial q_B}{\partial x} + s_g - sl_{B_g} \right) = 0 \quad (2.162)$$

$q_B$  is the sediment flux per unit channel width. Integrating eq. 2.162 over the channel width, hence multiplying everything by the channel width, the following equation is obtained:

$$(1-p) \frac{\partial A_{Sed}}{\partial t} + \left( \sum_{k=1}^{ng} \frac{\partial Q_B}{\partial x} + S_g - Sl_{B_g} \right) = 0 \quad (2.163)$$

The discretisation is effected exactly in the same way as for the hydraulic mass conservation. The eq. 2.163 is integrated over the element (Figure 2.7):

$$\int_{x_{iL}}^{x_{iR}} \left( (1-p) \frac{\partial A_{Sed}}{\partial t} + \left( \sum_{k=1}^{ng} \frac{\partial Q_B}{\partial x} + S_g - Sl_{B_g} \right) \right) dx = 0 \quad (2.164)$$

The parts of the eq. 2.164 are discretized as follows:

$$(1-p) \int_{x_{iL}}^{x_{iR}} \frac{\partial A_{Sed,i}}{\partial t} dx = (1-p) \frac{A_{Sed,i}^{n+1} - A_{Sed,i}^n}{\Delta t} \Delta x \quad (2.165)$$

$$\int_{x_{iL}}^{x_{iR}} \sum_{k=1}^{ng} \frac{Q_{B,i}}{\partial x} dx = \sum_{k=1}^{ng} Q_B(x_{iR}) - \sum_{k=1}^{ng} Q_B(x_{iL}) = \Phi_{B,iR} - \Phi_{B,iL} \quad (2.166)$$

$$\int_{x_{iL}}^{x_{iR}} \sum_{k=1}^{ng} (S_g - Sl_{B_g}) dx = \sum_{k=1}^{ng} S_g - \sum_{k=1}^{ng} Sl_{B_g} \quad (2.167)$$

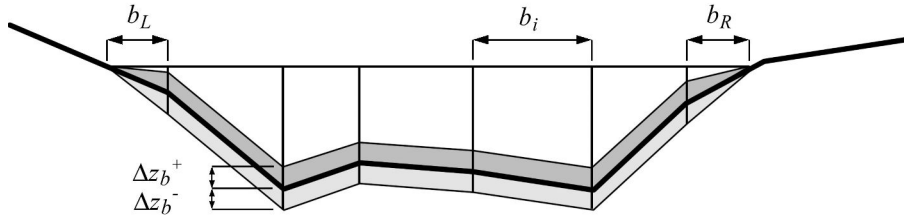
$\Phi_{B,iL}$  and  $\Phi_{B,iR}$  are the bed load fluxes through the west and east side of the cell. Their determination will be discussed later (Section 2.3.2.3.1).

The change of the sediment area is thus calculated by:

$$\Delta A_{Sed} = A_{Sedi}^{n+1} - A_{Sedi}^n = \frac{\Delta t}{\Delta x_i} (\Phi_{B,iR} - \Phi_{B,iL}) - \frac{\Delta t}{\Delta x_i} \left( \sum_{k=1}^{ng} S_g - \sum_{k=1}^{ng} Sl_{B_g} \right) \quad (2.168)$$

As the result of the sediment balance is an area, the deposition or erosion height  $\Delta z_b$  has yet to be determined. The erosion or deposition is distributed over the wetted part of the cross section. If a bed bottom is defined the deposition height is equal and constant for all wetted slices. Only in the exterior slices the bed level difference is 0 where the cross section becomes dry. The repartition of the soil level change is illustrated in Figure 2.55.

The change of the bed level is calculated as follows:



**Figure 2.55** Distribution of sediment area change over the cross section

$$\Delta z_B = \frac{\Delta A_{Sed}}{\frac{b_r}{2} + \frac{b_l}{2} + \sum b_i} \quad (2.169)$$

As the sediments transported by bed load can be deposited only on the bed bottom, whilst the sediments transported by suspended load can be deposited on the whole wetted section, two separate values of  $\Delta A_{Sed}$  and  $\Delta z_B$  are calculated for the two processes by splitting eq. 2.168 in two parts.

The change of bed level due to bed load is:

$$\Delta A_{Sed,bl} = \frac{\Delta t}{\Delta x_i} (\Phi_{B,iR} - \Phi_{B,iL}) - \frac{\Delta t}{\Delta x_i} \left( \sum_{k=1}^{ng} Sl_{B_g} \right) \quad (2.170)$$

The change of bed level due to suspended load accordingly:

$$\Delta A_{Sed,bl} = -\frac{\Delta t}{\Delta x_i} \left( \sum_{k=1}^{ng} S_g - \sum_{k=1}^{ng} Sl_g \right) \quad (2.171)$$

### 2.3.2.2.5 Bed material sorting equation

For the 1-D computation the bed material sorting equation computation is:

$$(1-p) \frac{\partial}{\partial t} (\beta_g h_B) + \frac{\partial q_{B_g}}{\partial x} + s_g - s f_g - sl_{B_g} = 0 \quad (2.172)$$

Considering the whole width of the cross section and introducing an active layer area  $A_B$ , eq. 2.172 becomes:

$$(1-p) \frac{\partial}{\partial t} (\beta_g A_B) + \frac{\partial Q_{B_g}}{\partial x} + S_g - S f_g - Sl_{B_g} = 0 \quad (2.173)$$

The eq. 2.173 is integrated over the length of the control volume:

$$\int_{x_{iL}}^{x_{iR}} \left( (1-p) \frac{\partial}{\partial t} (\beta_g A_B) + \frac{\partial Q_{B_g}}{\partial x} + S_g - S f_g - Sl_{B_g} \right) dx = 0 \quad (2.174)$$

The different parts are discretized as follows:

$$(1-p) \int_{x_{iL}}^{x_{iR}} \frac{\partial}{\partial t} (\beta_g A_B) dx = (1-p) \frac{\beta_g^{n+1} A_B^{n+1} - \beta_g^n A_B^n}{\Delta t} \Delta x \quad (2.175)$$

$$\int_{x_{iL}}^{x_{iR}} \frac{\partial Q_{B_g}}{\partial x} dx = Q_B(x_{iR}) - Q_B(x_{iL}) = \Phi_{g,iR} - \Phi_{g,iL} \quad (2.176)$$

Then the new  $\beta_g$  at time  $n+1$  can be calculated for every element  $i$  by:

$$\beta_{gi}^{n+1} = \left( (1-p) \beta_{gi}^n A_{B_i}^n - \frac{\Delta t}{\Delta x_i} (\Phi_{iR}^k - \Phi_{iL}^k) - (S_g - S_{f_g} - S_{l_{B_g}}) \frac{\Delta t}{\Delta x_i} \right) / ((1-p) A_{B_i}^{n+1}) \quad (2.177)$$

As for the global bed material conservation equation the bed material sorting equation is also solved twice: once for the bed load and once for the suspended load.

$$\beta_{gi,bl}^{n+1} = \left( (1-p) \beta_{gi}^n A_{B_i}^n - \frac{\Delta t}{\Delta x_i} (\Phi_{iR}^k - \Phi_{iL}^k) - (-S_{f_g} - S_{l_{B_g}}) \frac{\Delta t}{\Delta x_i} \right) / ((1-p) A_{B_i}^{n+1}) \quad (2.178)$$

and

$$\beta_{gi,susp}^{n+1} = \left( (1-p) \beta_{gi}^n A_{B_i}^n - (-S_{f_g} - S_{l_g}) \frac{\Delta t}{\Delta x_i} \right) / ((1-p) A_{B_i}^{n+1}) \quad (2.179)$$

### 2.3.2.2.6 Interpolation

To solve the eq. 2.166 and eq. 2.176 the total bed load fluxes over the edges ( $\Phi_{B,iL}$ ,  $\Phi_{B,iR}$ ) and the fluxes for the single grain classes ( $Q_{B_g,iL}$ ,  $Q_{B_g,iR}$ ) are needed, but the data for the computation of bed load are available only in the cross sections. For this reason the values on the edges are interpolated from the values calculated for the cross sections, depending on a weight choice of the user ( $\theta$ ):

$$\Phi_{B,iL} = (\theta) Q_{B,i-1} + (1-\theta) Q_{B,i} \quad (2.180)$$

If all values for the computation of  $Q_B$  by a bed load formula are taken from the cross section, the results of sediment transport tend to generate jags, as some effects of discretisation accumulate instead of being counterbalanced. For this reason it has been preferred not to take all values from the same location. The local discharge  $Q$  is substituted by a mean discharge for the edge, computed with the discharges in the upstream and downstream elements of the edge. This means that the bed load in a cross section will be calculated twice with different values of  $Q$ .

### 2.3.2.3 Discretisation of Source Terms

#### 2.3.2.3.1 External Sediment Sources and Sinks

The discretisation of external sediment sources and sinks is analogous to BASEplane. Please see Section 2.3.3.3.1

### 2.3.2.3.2 Sediment Flux through Bottom of Bed Load Control Volume

The discretisation of the sediment flux through the bottom of the bed load control volume is analogous to BASEplane. Please see Section 2.3.3.3.3

### 2.3.2.3.3 Source Term for Sediment Exchange between Water and Bottom

The source term  $S_g$  from eq. 1.72 is computed in different ways depending on the scheme used for the solution of the advection equation.

a) With MDPM scheme

The source term  $S_g$  is calculated for the concentration value on the left and the concentration value on the right according to eq. 1.72 :

$$\begin{aligned} S_{g,L} &= f(C_{iL}^n) \\ S_{g,R} &= f(C_{iR}^n) \end{aligned}$$

The volume exchanged with the bottom during  $\Delta t$  is given by the sum of the exchange on the left and the exchange on the right:

$$E_{L1} = \alpha S_{g,L} B \Delta x \Delta t \quad (2.181)$$

$$E_{L2} = \alpha_2 S_{g,L} B \Delta x \Delta t / 2 \quad (2.182)$$

$$E_L = E_{L1} + E_{L2} \quad (2.183)$$

$$E_{R1} = \alpha_2 S_{g,R} B \Delta x \Delta t / 2 \quad (2.184)$$

$$E_{R2} = \alpha_3 S_{g,R} B \Delta x \Delta t \quad (2.185)$$

$$E_R = E_{R1} + E_{R2} \quad (2.186)$$

Where  $\alpha$  is defined like in eq. 2.156,  $\alpha_2 = \min(Cr_x, 1-\alpha)$  and  $\alpha_3 = \max(1-\alpha-Cr_x, 0)$

The final mean source term is then:

$$S_g = \frac{(E_L + E_R)}{B \Delta t \Delta x} \quad (2.187)$$

The exchange values on the right and left side are used to adjust the concentration values on the edges. The new concentrations on the edges after deposition or erosion in the left and right part of the cell are calculated by:

$$C_{iL}^{n+1} = \frac{C_{iL}^n A_i \alpha \Delta x + E_{L1}}{A_i \alpha \Delta x} \quad (2.188)$$

$$C_{iR}^{n+1} = \frac{C_{iR}^n A_i \alpha_3 \Delta x + E_{R2}}{A_i \alpha_3 \Delta x} \quad (2.189)$$

b) With QUICK and QUICKEST scheme

$S_g$  is calculated for each cross section according to eq. 1.72 .

c) With Holly-Preissmann scheme

The Holly-Preissmann scheme should not be used with material erosion and deposition.

#### 2.3.2.3.4 Splitting of Bed Load and Suspended Load Transport

The same size of particles can be transported by bed load as well as by suspended load. van Rijn (1984b) found a parameter which describes the relation between the two transport modes depending on the shear velocity  $u_*$  and the sink velocity  $w_k$  determined in eq. 1.60 - eq. 1.62.

$$\begin{aligned} \varphi_k &= 0 & \text{if} & \left(\frac{u_*}{w_k}\right) < 0.4 \\ \varphi_k &= 0.25 + 0.325 \ln\left(\frac{u_*}{w_k}\right) & \text{if} & 0.4 \leq \left(\frac{u_*}{w_k}\right) \leq 10 \\ \varphi_k &= 1 & \text{if} & \left(\frac{u_*}{w_k}\right) > 10 \end{aligned} \quad (2.190)$$

The computation of bed load flux and the computation of the exchange flux between suspended load and bed (eq. 1.71) have to be modified as follows:

$$Q_{B_g} = (1 - \varphi_g) Q_{B_g} \quad (2.191)$$

$$S_g = w_g (\varphi_g \beta_g C_{e_g} - C_{d_g}) \quad (2.192)$$

#### 2.3.2.3.5 Abrasion

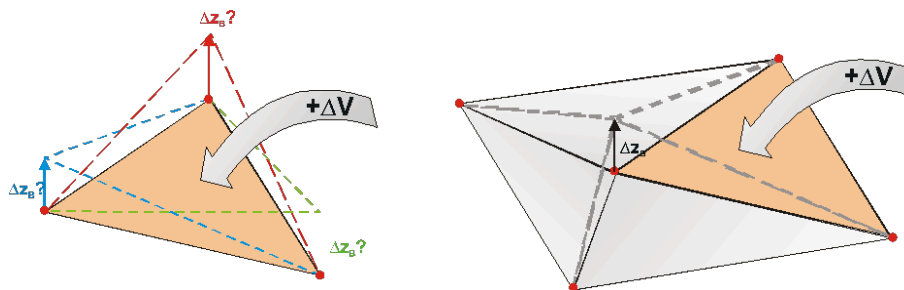
As BASEMENT always works with volumes, the abrasion after Sternberg (eq. 1.118 in the Mathematical Models section) is applied as follows:

$$V(x) = V_0 e^{-c(x-x_0)} \quad (2.193)$$

For the sediment balance in the element, the incoming sediment flux over the upstream edge is reduced by the factor:

$$f = e^{-c(x-x_0)}$$

where the  $x$  is the position of the present element and  $x_0$  the position of the upstream element. The factor  $f$  is constant for an edge and is computed at the beginning of the computation.



**Figure 2.56** Schematic illustration of problems related to the update of bed elevations

#### 2.3.2.4 Solution Procedure

The solution procedure for the one dimensional sediment transport is described in chapter Section 2.2.2.5.

### 2.3.3 Two Dimensional Sediment Transport

#### 2.3.3.1 Spatial Discretisation

The finite volume method is applied to discretise the morphodynamic equations, slightly different from that of the hydrodynamic section. In the hydrodynamic discretisation a cell-centered approach is applied (see Figure 2.2). Thereby, the bed elevations are defined in the cell vertexes (nodes) of each cell. This arrangement, with bed elevations defined in the nodes, enables a more accurate representation of the topography compared to an approach with bed elevations defined in the cell centres. A further advantage of the chosen approach is that the slope within each cell is clearly defined by its nodal bed elevations.

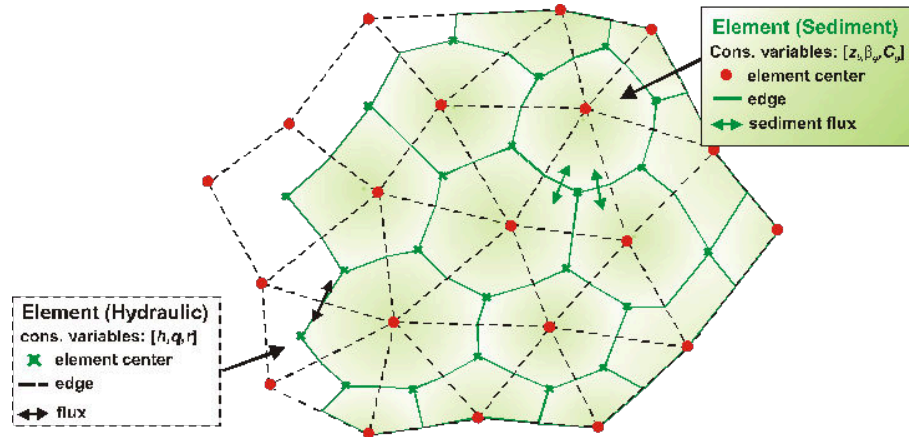
Applying the same Discretisation approach for the sediment transport leads to several problematic aspects, which can be summarized briefly as follows.

- The change of a cell's sediment volume  $\Delta V$  would have to be distributed on all nodes of the cell, where the bed elevations are defined. But it is not obvious by which criteria the sediment volume must be divided upon these nodes (see left part of Figure 2.56).
- If a nodal elevation would be changed due to a sediment inflow into a cell, this change in bed elevation would not only affect the sediment volume of this cell, but also the sediment volumes of all neighbouring cells (see right part of Figure 2.56). This situation is problematic regarding the conservation properties of the numerical scheme and it induces numerical fluxes into the neighbouring cells which cause undesired numerical diffusion.

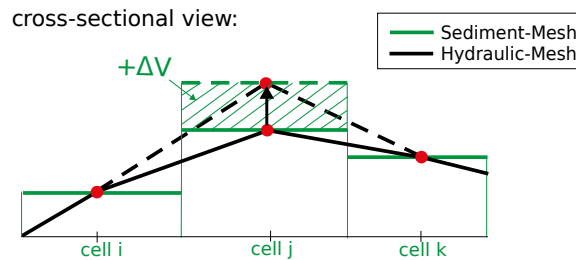
To circumvent these problematic aspects and to ensure a fully conservative numerical scheme, a separate mesh is used for the spatial discretisation for the sediment transport. Because the hydraulic and sediment simulations are performed on different meshes, this approach is called “dual mesh morphodynamics” (DMMD) from here on. Both meshes, with its cells and edges, are illustrated in Figure 2.57 .

The cells of the sediment mesh are constructed around the nodes of the hydraulic mesh by connecting the midpoints of the edges and the centres of the hydraulic cells. This





**Figure 2.57** Dual mesh approach with separate meshes for hydrodynamics (black) and sediment transport (green). Sediment cells have the bed elevations defined in their cell centers.



**Figure 2.58** Cross sectional view of dual mesh approach. Changes in sediment volume  $\Delta V$  do not affect the neighboring cells' sediment volumes.

procedure results in the generation of median dual cells. Following this dual mesh approach all conservative variables of the sediment transport ( $z_b, \beta_g, C_g$ ) are defined within the centres of the sediment cells, thus forming a standard finite volume approach regarding the sediment transport. Changes in bed elevation of a node do not influence the neighbouring sediment elements, as it is illustrated in Figure 2.58. Therefore this Discretisation approach is conservative and no diffusive fluxes into the neighbouring cells do occur.

The sediment mesh is generated automatically during the program start from the hydraulic mesh without the need of any additional information.

### 2.3.3.2 Discrete Form of Equations

#### 2.3.3.2.1 Global Bed material Conservation Equation - Exner Equation

Considering the Exner equation (eq. 1.87) and applying the FVM, it can be written in the following integral form

$$(1 - p) \int_{\Omega} \frac{\partial z_B}{\partial t} d\Omega + \int_{\Omega} \sum_{g=1}^{ng} \left( \frac{\partial q_{B_g,x}}{\partial x} + \frac{\partial q_{B_g,y}}{\partial y} \right) d\Omega = \int_{\Omega} \sum_{g=1}^{ng} (s_{l_g} - s_{B_g}) d\Omega \quad (2.194)$$

In which  $\Omega$  is the same computational area as defined in hydrodynamic model (Figure 2.27).

Using the Gauss' theory and assuming  $\partial z_B / \partial t$  is constant over the element, one obtains

$$(1-p) \frac{z_B^{n+1} - z_B^n}{\Delta t} + \frac{1}{\Omega} \sum_{g=1}^{ng} \int_{\partial\Omega} (q_{B_g,x} n_x + q_{B_g,y} n_y) dl = \frac{1}{\Omega} \sum_{g=1}^{ng} (Sl_g - S_{Bg}) \quad (2.195)$$

Where  $n_x$  and  $n_y$  are components of the unit normal vector of the edge in x and y direction respectively.

### 2.3.3.2.2 Computation of Bed Load Fluxes

#### Direction of bed load flux

The direction of the bed load flux equals the direction of the velocity in near bed region and is a 2-D vector in a 2-D simulation. It is assumed here that this direction equals the direction of the depth-averaged velocity, although this assumption may become invalid in particular in curved channels with significant secondary flow motions. A correction of this flux direction is performed on sloped bed surfaces due to the gravitational induced lateral bed load flux component. The lateral transport component is perpendicular to the direction of flow velocity and therefore the resulting bed load flux vector is determined as

$$\vec{q}_{B_{res}} = \vec{q}_B + \vec{q}_{B_{lateral}} = q_B \begin{pmatrix} \cos \theta \\ \sin \theta \end{pmatrix} + q_{B_{lateral}} \begin{pmatrix} \sin \theta \\ -\cos \theta \end{pmatrix} \quad (2.196)$$

where  $\theta$  is the angle between the velocity vector and the x-axis.

#### Computation of bed load flux

The bed load transport capacity  $\vec{q}_B$  and the lateral transport  $\vec{q}_{B_{lateral}}$  are calculated using the transport formulas outlined in the Mathematical Models section. Different empirical transport formulas can be used and also fractional transport for multiple grain classes can be considered. These formulas require the flow variables and the soil compositions as data input.

As a consequence of the discretisation of the sediment elements as median dual cells, each sediment edge lies completely within a hydraulic element (see Figure 2.59, where sediment edges are indicated in green color). Therefore an obvious approach is to determine the bed load fluxes over a sediment edge with the flow variables and the bottom shear stress defined in this hydraulic element. This eases the computations since no interpolations of hydraulic variables onto the sediment edges are necessary. Furthermore, it can be made use of the clearly defined bed slope within this hydraulic element, derived from its nodal elevations.

Following this approach the transport capacity is calculated with the flow variables defined in the centre of the hydraulic element. But since the transport capacity calculations also depend on the bed materials and grain compositions, this computation is repeated for every sediment element which partially overlaps the hydraulic element. Thus, one obtains multiple transport rates within the hydraulic element, as illustrated in Figure 2.59. (In case of single grain simulations, the bed material is the same over the hydraulic element and therefore the transport calculation must only be done once.) From these multiple transport rates an averaged transport rate over the sediment cell is determined by areal weighting.

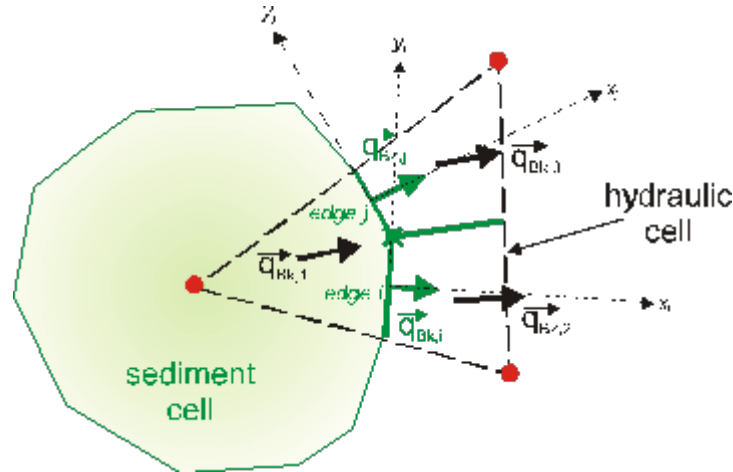


Figure 2.59 Determination of bed load flux over the sediment cell edges  $i, j$

Finally, the flux over the sediment cell edge is determined from the calculated transport capacities to its left and right sediment elements as

$$q_{B,edge} = [(\theta_{up}) \vec{q}_{B,res,L} + (1 - \theta_{up}) \vec{q}_{B,res,R}] \vec{n}_{edge} \quad (2.197)$$

where  $\theta_{up}$  is the upwind factor and  $\vec{n}_{edge}$  is the normal vector of the edge.

#### Treatment of partially wetted elements

Per default no sediment transport is calculated within partially wetted hydraulic elements. This behaviour seems favourable in most situations. For example, in some cases it prevents upper parts of a river bank, which are not over flown, from automatically being eroded by sediment erosion which takes place only at the toe of the bank. But this default behaviour can be changed for special situations.

#### 2.3.3.2.3 Flux Correction

When bed load fluxes are summed up over an element  $k$ , there may occur situations in which more sediment mass leaves the element than is actually available. Such situations are observed for example when the bed level reaches a fixed bed elevation or bed armour where no further erosion can take place.

To guarantee sediment mass conservation over the whole domain a correction of the bed load fluxes which leave the element is applied in such situations. All the outgoing computed bed load fluxes of such an overdraft element  $k$  are reduced proportionally by a factor  $\omega_{k,g}$ . This factor is determined in a way that limits the overall outflow to the available sediment mass  $V_{sed,k,g}$ .

$$\omega_{k,g} = \begin{cases} \frac{\sum_{j=1}^{ng} Flux_{out,j,g} - V_{sed,k,g}}{\sum_{j=1}^{ng} Flux_{out,j,g}} & \text{if } V_{sed,k,g} < \sum_{j=1}^{ng} Flux_{out,j,g} \\ 0 & \text{if } V_{sed,k,g} \geq \sum_{j=1}^{ng} Flux_{out,j,g} \end{cases} \quad (2.198)$$

$$Flux_{out,k,g}^{corr} = (1 - \omega_{k,g}) Flux_{out,k,g}$$

#### 2.3.3.2.4 Bed Material Sorting Equation

The global bed material conservation eq. 2.195 has to be solved first, because its results are needed to solve the bed material sorting equation. The bed material sorting equation (eq. 1.79) is also discretized using FVM. The discretized form is

$$(1 - p) \frac{(h_m \beta_g)^{n+1} - (h_m \beta_g)^n}{\Delta t} + \frac{1}{\Omega} \int_{\partial\Omega} (q_{B_g,x} n_x + q_{B_g,y} n_y) dl + \frac{1}{\Omega} S_g - \frac{1}{\Omega} Sl_{B_g}^n - sf_g^* = 0 \quad (2.199)$$

The bed load control volume thickness  $h_m$  has to be determined before the new values of fractions are calculated through the eq. 2.199. The determination of  $h_m$  is detailed in Section 2.3.1.2. The solution of the bed material sorting equation finally yields the grain fractions  $\beta_g^{n+1}$  at the new time level.

#### 2.3.3.2.5 Advection-Diffusion Equation

The two dimensional suspended sediment or pollutant transport in river channels is described by eq. 1.68 in the Mathematical Models section. This equation has to be solved for each grain class  $g$  in the same manner. For this reason  $g$  is omitted in this section as well as the source terms. This yields to the following equation:

$$\frac{\partial}{\partial t} Ch + \frac{\partial}{\partial x} \left( Cq - h\Gamma \frac{\partial C}{\partial x} \right) + \frac{\partial}{\partial y} \left( Cr - h\Gamma \frac{\partial C}{\partial y} \right) = 0 \quad (2.200)$$

$C$  is the concentration of transported suspended material averaged over flow depth.

The eq. 2.116 also can be written as follows.

$$(Ch)_t + \nabla(Cq, Cr) - \nabla(h\Gamma C_x, h\Gamma C_y) = 0 \quad (2.201)$$

It is integrated over the area of the hydraulic element  $\Omega$  :

$$\int_{\Omega} ((Ch)_t + \nabla(Cq, Cr) - \nabla(h\Gamma C_x, h\Gamma C_y)) d\Omega = 0 \quad (2.202)$$

Applying the Gauss theorem, eq. 2.202 becomes:

$$\int_{\Omega} (Ch)_t d\Omega + \oint_{\partial\Omega} (Cq, Cr) \vec{n} dl - \oint_{\partial\Omega} (h\Gamma C_x, h\Gamma C_y) \vec{n} dl = 0 \quad (2.203)$$

the different parts are calculated as follows:

$$\int_{\Omega} (C_i h_i)_t d\Omega = h_i \int_{\Omega} \frac{\partial C_i}{\partial t} d\Omega \approx h_i \frac{\partial C_i}{\partial t} \Omega \approx h_i \frac{C_i^{n+1} - C_i^n}{\Delta t} \Omega \quad (2.204)$$

the advective flux is:

$$\oint_{\partial\Omega} (Cq, Cr) \vec{n} dl = \sum_j C_j (q_j, r_j) \vec{n}_j l_j = \sum_j \Phi_{a,j} \quad (2.205)$$

and the diffusive flux:

$$\oint_{\partial\Omega} (h\Gamma C_x, h\Gamma C_y) \vec{n} dl = \sum_j h_j \Gamma (C_x, C_y) \vec{n}_j l_j = \sum_j \Phi_{d,j} \quad (2.206)$$

The concentration at the new time  $n + 1$  is:

$$C_i^{n+1} = C_i^n - \frac{\Delta t}{\Omega_i h_i} \sum_j (\Phi_{a,j} - \Phi_{d,j}) \quad (2.207)$$

### 2.3.3.2.6 Computation of Diffusive Flux

The diffusive flux over the edge is computed by the derivatives of the concentration over the edge multiplied with the vector normal to the edge, the edge length, the water depth on the edge and the diffusivity:

$$\Phi_{d,j} = h_j \Gamma \begin{pmatrix} \frac{\partial C_j}{\partial x} \\ \frac{\partial C_j}{\partial y} \end{pmatrix} \vec{n}_j l_j$$

The derivatives of the concentration are given by the mean value of the derivatives in the left and the right element of the edge:

$$\begin{pmatrix} \frac{\partial C_j}{\partial x} \\ \frac{\partial C_j}{\partial y} \end{pmatrix} = \frac{1}{2} \left[ \begin{pmatrix} \frac{\partial C_L}{\partial x} \\ \frac{\partial C_L}{\partial y} \end{pmatrix} + \begin{pmatrix} \frac{\partial C_R}{\partial x} \\ \frac{\partial C_R}{\partial y} \end{pmatrix} \right] \quad (2.208)$$

The mean value of the derivatives of the concentration in an element can be transformed on a sum over the edges by the Gauss theorem:

$$\left( \frac{\partial C}{\partial x} \right)_i = \frac{1}{\Omega} \int_{\Omega} \frac{\partial C}{\partial x} d\Omega \approx \frac{1}{\Omega} \sum_j C_j \Delta y_j \quad (2.209)$$

$$\left( \frac{\partial C}{\partial y} \right)_i = \frac{1}{\Omega} \int_{\Omega} \frac{\partial C}{\partial y} d\Omega \approx \frac{1}{\Omega} \sum_j C_j \Delta x_j \quad (2.210)$$

### 2.3.3.2.7 Computation of Advective Flux using the Upwind Scheme

The Upwind Scheme is the simplest possible method to calculate the advective flux in eq. 2.205. The hydraulic discharges  $q$  and  $r$  over the edge are known from the hydraulic computation (eq. 2.59). The only challenge is the choice of the edge concentration  $C$ .

For the Finite Volume Method, the concentration is regarded as constant over every computation element. Instead of averaging element concentrations in order to get an edge concentration, the upwind scheme simply uses the concentration from the upwind element. The upwind element for an edge is the one element from which the hydraulic discharge originates.

Upwind schemes are computationally not expensive. However, their side effect is an increased numerical diffusion which flattens strong gradients within the concentration. If it was important to detect a sharp front in the concentration, a more accurate and more time-expensive scheme like the MDP-method should be used.

### 2.3.3.2.8 Computation of Advective Flux using the MDPM scheme

The computation of the advective flux with the MDP-method (Badrot-Nico et al., 2007), is described for the one dimensional case in Section 2.3.2.2.3 d). Because of the unstructured grid used in BASEMENT the MDP-method is not used separately in x and y-direction but directly in the direction of the local velocity.

The advective flux is calculated directly as a sediment discharge:

$$\Phi_{a,j} = C_j \begin{pmatrix} q_j \\ r_j \end{pmatrix} \vec{n}_j l_j$$

The discharge of water over the edge  $\begin{pmatrix} q_j \\ r_j \end{pmatrix} \vec{n}_j$  is known from the hydraulic computation (eq. 2.59). As the concentration on the edge in the MDPM scheme is not constant in time, the flux is integrated over the time step.

The flux from the element i over the edge j can be described as:

$$\Phi_j = \frac{1}{\Delta t} h_j l_j \int_{t^n}^{t^{n+1}} u_i(t) C_j(t) dt \quad (2.211)$$

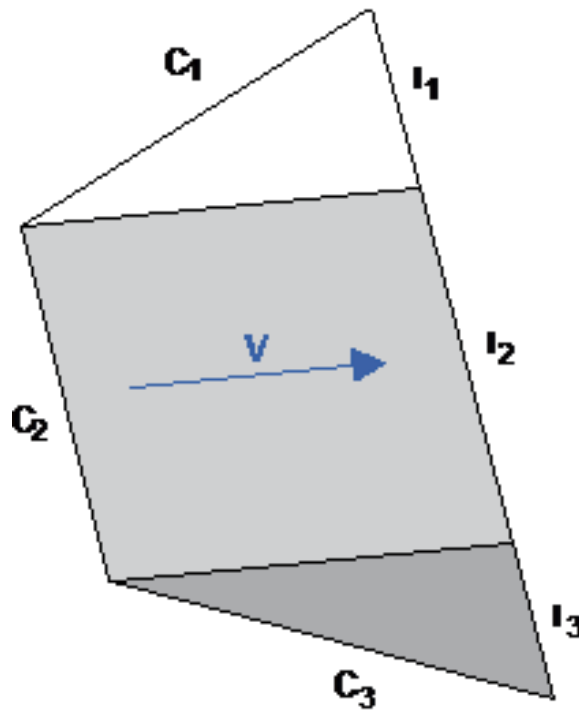
The velocity  $u_i$  in the element is constant and its multiplication with the depth  $h_i$  on the edge gives the specific discharge  $q_i$  over the edge, which is known from the hydraulics. Hence the flux is:

$$\Phi_j = \frac{1}{\Delta t} q_j l_j \int_{t^n}^{t^{n+1}} C_j(t) dt \quad (2.212)$$

or:

$$\Phi_j = q_j l_j C_j(t) \quad (2.213)$$

Now the concentration  $C_i(t)$  has to be determined on the edge. It changes not only with time. If the edge is not perpendicular to the velocity, it is not constant over the whole length of the edge at one moment. It depends on the concentration on the edge from which the water comes. For an unstructured grid with triangular or quadrilateral elements these



**Figure 2.60** Division of element and edge  $j$  in segments which receive the water from different upstream edges.

can be up to 3 different edges. For this reason the edge  $j$  is divided in  $k$  segments for which the fluxes  $\Phi_k$  are computed separately and then summed up:

$$\Phi_j = \sum_1^k \Phi_k \quad (2.214)$$

This procedure is illustrated in figure Figure 2.60.

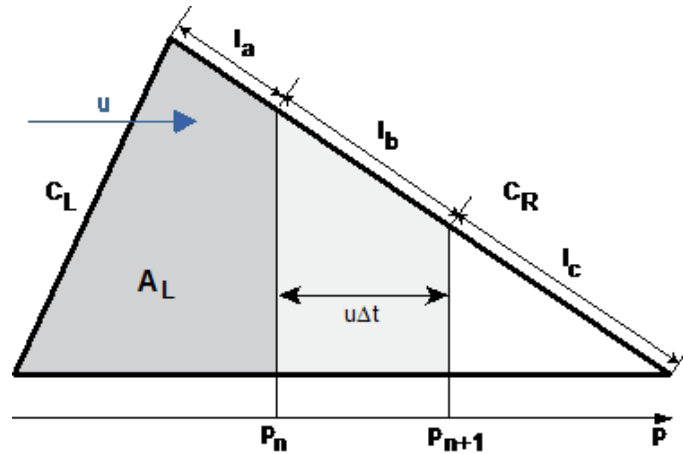
From now on only a segment concerned by one upstream edge will be considered. The concentration on the upstream edge is  $C_L$  and the one on the downstream edge  $C_R$ . The part of the segment which is over flown with concentration  $C_L$  or  $C_R$  changes while the concentration front between the two concentrations advances.

The position of the front is determined in an analogous way to 1D with eq. 2.156. But instead of representing the fraction of the distance behind the front,  $\alpha$  now represents the fraction of the area. The area which is behind the front therefore becomes:

$$A_L = \alpha_i A_i \quad (2.215)$$

The position of the front at the beginning of the time step  $p_n$ , can now be determined from the area  $A_L$ .

The position at the end of time step  $p_{n+1}$  is obtained by adding the distance covered during the time step  $u\Delta t$ .  $l_a$  indicates concentration  $C_L$  during the whole time step and  $l_c$  with concentration  $C_R$ . For  $l_b$  the fractions with  $C_L$  and  $C_R$  have to be integrated over time. It holds:



**Figure 2.61** Position of the front between the upstream and the downstream concentration at the beginning and at the end of the time step.

$$\Phi_k = (C_L l_a + C_R l_c + (0.5C_L + 0.5C_R)l_b)q \quad (2.216)$$

Finally the concentrations on the edge  $j$  have to be replaced:

The value used as  $C_L$ , when the edge lies upstream, is replaced with  $C_L$  if the edge is partially behind the concentration front at the end of the time step. The value used as  $C_R$ , when the edge lies downstream, is replaced with  $C_L$  if the edge at the end of the time step lies completely behind the concentration front.

### 2.3.3.3 Discretisation of Source Terms

#### 2.3.3.3.1 External Sediment Sources and Sinks

The source term  $Sl_B$  can be used, for example, to describe a local input or removal of sediment masses into a river or mass inflow due to slope failures. This source term can be added directly to the equations. It is specified as mass inflow with a defined grain mixture.

#### 2.3.3.3.2 Dredge sources and sediment continuity at inner boundaries

A special subset of external sediment sinks is the so-called ‘dredge source’. This source type allows for the definition of a constant dredge-level. Using the ‘dredge source’, sediment is removed from a cell if its bed elevation exceeds the specified dredge-level due to sediment deposition. The exceeding sediment is then removed by dredging. Additional parameters, like the maximum dredge rate, may be used to adjust the model to realistic scenarios.

This type of ‘dredge source’ can also be applied to achieve sediment continuity at inner boundary conditions, as e.g. an inner weir structure. It is possible to set dredge sources at the upstream region of the inner boundary, to prevent large sediment deposits and to hold a constant bed elevation. To achieve sediment continuity, one can add the removed sediment (due to dredging) to other elements, situated downstream of the inner structure. Thereby the sediments can pass the inner boundary.



### 2.3.3.3.3 Sediment Flux through Bottom of Bed Load Control Volume

The source term  $sf_g$  describes the change in volume of material of grain class  $g$  which enters or leaves the bed load control volume. The term  $sf_g$  is a time dependent source term and a function of grain fractions and the bed load control volume thickness. Therefore it has been handled in a special form in order to consider the time variation of the parameters. A two step method is applied, where in the first step the fractions are updated without the  $sf_g$  source term. Then, in the second step, this source term is computed with the advanced grain fractions values. The first step can be written as

$$\beta_g^{n+1/2} = \frac{1}{h_m^{n+1}} \left( (h_m \beta_g)^n - \frac{\Delta t}{(1-p)\Omega} \int_{\partial\Omega} (q_{B_g,x} n_x + q_{B_g,y} n_y)^n dl + \frac{\Delta t}{(1-p)\Omega} Sl_{B_g}^n \right) \quad (2.217)$$

After this predictor step, the advanced value  $\beta_g^{n+1/2}$  is used for the calculation of the fractions of the new time level  $\beta_g^{n+1}$  by adding the  $sf_g(\beta_g^{n+1/2})$  source term as

$$\beta_g^{n+1} = \beta_g^{n+1/2} + \frac{\Delta t}{h_m^{n+1}(1-p)} sf_g \quad (2.218)$$

And the  $sf_g$  source term, which describes the material which enters or leaves the bedload control volume, is finally discretized as given below.

$$sf_g = -(1-p) \frac{\beta_g^{n+1/2}(z_F^{n+1} - z_{sub}) - \beta_g^n(z_F^n - z_{sub})}{\Delta t} \quad (2.219)$$

In the calculation of this expression for the  $sf_g$  term, cases of erosion and deposition must be considered separately.

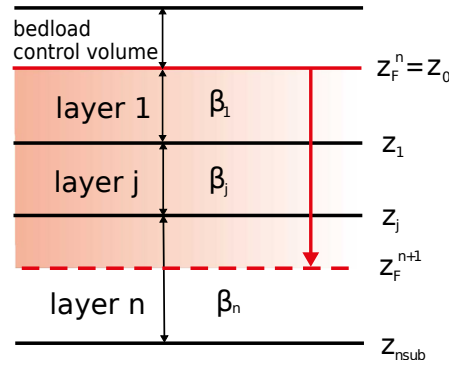
#### Erosion

In case of erosion the bottom of the bed load control volume  $z_F$  moves down and the fractions of the underneath layer enter the control volume. The fractions of this underneath layer are constant over time, i.e.  $\beta_g = \beta_{g_{sub}}^n = \beta_{g_{sub}}^{n+1/2}$ , and the source term therefore calculates as:

$$sf_g = -(1-p)\beta_g \frac{(z_F^{n+1} - z_F^n)}{\Delta t} \quad (2.220)$$

Implementing this source term it must be paid attention to situations where the eroded bed volume comprises more than the first underneath sub layer. In such a situation the exchanged sediment does not exactly have the composition  $\beta_{g_{sub}}^n$  of this first underneath layer, but a mixture  $\beta_{g_{mix}}$  of the different compositions of all affected underneath sublayers (see Figure 2.62). In this implementation the number of the affected layers  $n_{sub}$  can be arbitrary.

The mixed grain composition  $\beta_{g_{mix}}$  is determined by weighting the grain fractions with the layer thicknesses as



**Figure 2.62** Definition of mixed composition  $\beta_{g_{mix}}$  for the eroded volume (red)

$$\beta_{g_{mix}} = \frac{1}{z_F^n - z_F^{n+1}} \sum_{j=1}^{nsub} \left[ \beta_{g_j} (z_{j-1} - \max(z_j, z_F^{n+1})) \right] \quad (2.221)$$

### Deposition

In case of deposition, the bottom of the bed load control volume  $z_F$  moves up and material with the updated composition  $\beta_g^{n+1/2}$  leaves the bed load control volume and enters the underneath layer. The source term therefore calculates as:

$$sf_g = -(1-p)\beta_g^{n+1/2} \frac{(z_F^{n+1} - z_F^n)}{\Delta t} \quad (2.222)$$

And a likewise term is used to update the grain compositions of the first underneath layer.

#### 2.3.3.3.4 Sediment Exchange between Water and Bottom

The source term  $S_g$  describes the exchange between the suspended load in the water column and the sediment surface.

#### 2.3.3.4 Gravitational Transport

##### 2.3.3.4.1 Basic concepts

The erosion and deepening of stream leads to a steepening of the stream banks which finally can result in discontinuous mass collapses from time to time into the stream. The slope failures thereby are a main mechanism for the lateral widening of the stream. The occurrence of slope failures depends strongly on the soil characteristics and pore pressures present in the bank material. Furthermore, this gravitational induced transport type also plays a significant role in modelling dike or dam breaches due to overtopping.

The main idea of this geometrical approach is to assume that a slope failure takes place if the slope becomes steeper than a critical slope. If the critical value is exceeded, sediment material moves from the upper regions in direction of the slope and finally deposits in the lower region. This corresponds to a rotation of the cell in a way that its slope is flattened until the critical angle is reached. In order to be able to better represent the complex geotechnical aspects, it is distinguished here between three different critical failure angles in this approach:

1. A critical failure angle  $\gamma_{dry}$ , for partially saturated material at the bank which is not over flown. This angle may largely exceed the material's angle of repose  $\gamma_{rep}$  in small-grained materials due to stabilizing effects of negative pore pressures.
2. A critical failure angle  $\gamma_{wet}$ , for fully saturated material below the water surface. This angle can be assumed to be in the range of the material's angle of repose.
3. A deposition angle,  $\gamma_{dep}$ , for the deposited and not compacted material resulting from the slope collapse. This angle determines the sliding of the collapsed masses into the stream after the failure. It should be smaller than  $\gamma_{wet}$  and is supposed here to be in the range of about half the material's angle of repose.

These different critical angles thereby should fulfil the criteria  $\gamma_{dry} > \gamma_{wet} > \gamma_{dep}$ .

The idea of using different critical failure angles above and below the water surface already was successfully applied by previous numerical models for dike breaches (e.g. Faeh (2007)). In addition, recent laboratory tests of Soares-Frazão et al. (2007) clearly showed a formation of different side wall angles above and below the water surface in their experimental flume.

Algorithm of geometrical slope failure modelling

The geometrical approach is applied on the original mesh which is used for the hydraulic calculations (see Figure 2.63). This is advantageous because the slopes of the hydraulic cells are clearly defined by the elevations of their nodes. A similar approach of a 2D bank-failure operator applied on unstructured meshes was recently presented by Swartenbroekx et al. (2010). But due to the use of the dual-mesh approach the computation here differs significantly from their method. The computational algorithm consists of five successive computational steps:

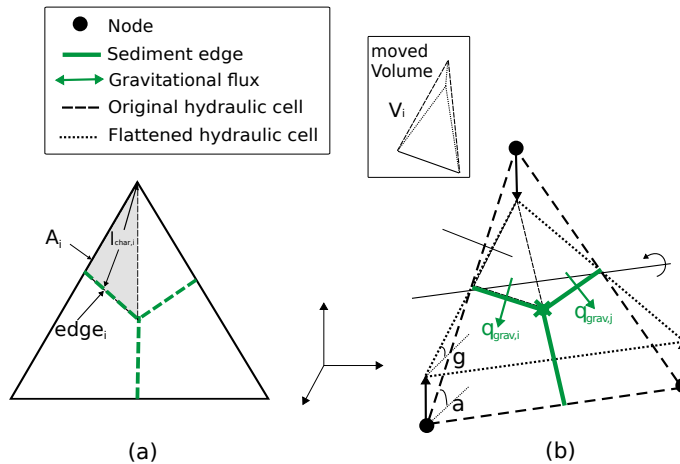
- (1) In a first step the steepness of a hydraulic cell's slope is used as an indicator if a slope failure has to be assumed. The appropriate critical failure angle is selected depending upon the water elevation. It is checked if the cell is wetted or dry and if the present sediment in the control volume was previously deposited or not.
- (2) Then for each sediment edge  $i$  a volume  $V_i$  is calculated which must flow over the sediment edge in order to flatten the slope of the cell in a way that it no longer exceeds the critical value. Using Median-Dual cells for the sediment transport, this is easily possible since each sediment edge is situated completely within a hydraulic cell. The size of the volume  $V_i$  depends on the difference between the present slope in the cell and the critical slope which shall be set. The present slope and the critical slope in the cell are projected on the normal vector of this sediment edge  $i$  and the pyramidal volume is then determined as:

$$V_i = \frac{1}{3} A_i l_{char,i} (\mathbf{n}_i \mathbf{S}_i - \mathbf{n}_i \mathbf{S}_{crit,i})$$

with  $A_i$  = area above the sediment edge,  $l_{char,I}$  = characteristic length,  $\mathbf{S}_i$  = slope vector of the cell,  $\mathbf{S}_{crit,i}$  = critical slope vector,  $\mathbf{n}_i$  = normal vector of sediment edge and  $h_i$  = height of pyramidal volume. If  $\gamma_{dep}$  is set, then  $V_i$  is limited to the deposited material present in the cell.

- (3) Finally the gravitational flux  $q_{B_g, ngrav}$  over the edge is obtained by dividing this volume  $V_i$  by the time step size  $\Delta t$ . This flux leads to mass transport from the upper to the lower sediment cell which results in a flattening of the cell's slope.

$$q_{B_g, ngrav} = \frac{V_i}{\Delta t}$$



**Figure 2.63** Gravitational transport for an element with a slope angle larger than the critical slope angle (dashed = original situation, dotted = flattened slope after collapse)

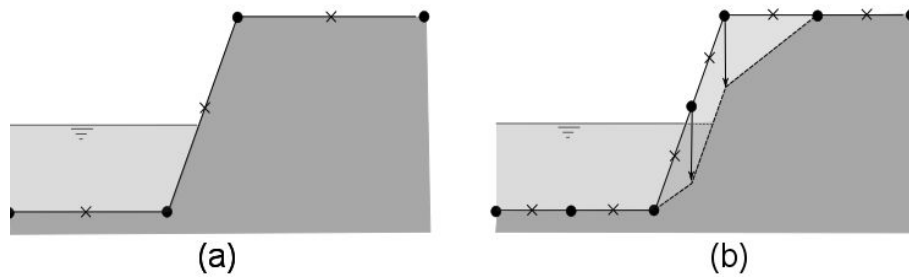
- (4) The balancing of the gravitational fluxes and the determination of the new soil elevations  $z_B$  is achieved by applying and solving the Exner equation using the same numerical approaches as outlined for the bed load transport. This procedure ensures that fixed bed elevations or surface armouring layers are taken into account and the mass continuity is fulfilled.
- (5) The modification of the slope of a cell in turn influences the slopes of all adjacent cells. For this reason the algorithm can be applied in an iterative manner also for the affected adjacent cells until finally no more slope angle is found which exceeds the critical value.

#### 2.3.3.4.2 Fractional transport

The presented algorithm can be applied in this form for single grain computations only. For fractional transport additional aspects must be taken into account. In fractional transport simulations, the failed slope may be composed of multiple soil layers with different grain compositions. If the slope fails, collapsed material from different soil layers with different grain compositions will be mixed and finally deposit at the toe of the slope. A detailed modelling of these mixing processes would require tracking the particles' individual motions and interactions, which cannot be achieved using the geometrical approach. Instead, a simple procedure is chosen to cope with this situation by applying the sorting equations to consider some mixing and the continuity of the failed masses. The moved material volume  $V_i$  is now limited to the available material within the bed load control volume. And because this control volume typically is rather small, with a height in the order of few grain diameters, the moved material in one computational step will be usually not sufficient to establish the critical slope. Therefore, the algorithm needs large number of iterations to establish the critical failure slopes.

#### 2.3.3.4.3 Influence of grid resolution

Using the geometrical approach the side walls of a channel typically will collapse as soon as the water level wets at least one of the steep cells. If the cell becomes wetted the critical



**Figure 2.64** Influence of grid resolution on the slope failures. (a) No slope failure with a coarse mesh at the indicated water level. (b) Slope failure at the same water level using a fine mesh.

angle  $\gamma_{wet}$  is applied on this cell resulting in a collapse of the side wall. But in case of coarse discretization, the water level must be rather high until the critical angle  $\gamma_{wet}$  is applied. The slope failure therefore takes place slowly and may be underestimated. In contrast, in case of a finer grid resolution, the slope failure will take place earlier at a lower water level. Hence, the accuracy of the geometrical approach depends strongly on the grid resolution and a rather fine discretization should be applied at the areas of interest.

### 2.3.3.5 Management of Soil Layers

In case of sediment erosion, the bottom of the bed load control volume can sink below the bottom of the underneath soil layer. In such a situation the soil layer is completely eroded and consequently the data structure is removed. If the eroded layer was the last soil layer, than fixed bed conditions are set.

In case of sediment deposition, the uppermost soil layer grows in its thickness. And such an increase in layer thickness can continue up to large values during prolonged aggradation conditions. But very thick soil layers can be problematic, because the newly deposited sediments are completely mixed with the sediment materials over the whole layer thickness. Therefore a dynamic creation of new soil layers in multiple grain simulations should be enabled, which allows the formation of new soil layers.

Finding suitable general criteria for the creation of new soil layers is a difficult task. Here, two main conditions are identified and implemented:

- The thickness  $h_{sl}$  of the existing soil layer must exceed a given maximum layer thickness  $h_{max}$  before a new layer is created. Generation of a new soil layer:  $h_{sl} > h_{max}$
- The grain composition of the depositing material must be different from the present grain composition of the soil layer. It is assumed here in a simple approach that this condition is fulfilled if the mean diameters of the grain compositions differ more than a given percentage  $P$ .

$$\left| \frac{d_{m,deposition} - d_{layer}}{d_{layer}} \right| > P/100$$

### 2.3.3.6 Solution Procedure

The manner - uncoupled, semi coupled or fully coupled - to solve eq. 1.34, eq. 1.77 and eq. 1.85 from the section Mathematical Models or appropriate derivatives with minor corrections has been often discussed over the last decade. A good overview is given by Kassem and Chaudhry (1998) or Cao et al. (2002). Uncoupled models are often blamed for their lacking of physical and numerical considerations. Vice versa coupled models are said to be very inefficient in computational effort and accordingly inapplicable for practical use. Kassem and Chaudhry (1998) showed that the difference of results calculated by coupled and semi coupled models is negligible. In addition Belleudy (2000) found that uncoupled solutions have nearly identical performance to coupled solutions even near critical flow conditions. Furthermore, the increasing difficulties and stability problems of coupled models that have to be expected when applying complicated sediment transport formulas or simulating multiple grain size classes are to be mentioned.

According to the preliminary state of this project the model with uncoupled solution of the water and sediment conservation equations has been chosen. This requires the assumption that changes in bed elevation and grain size distributions at the bed surface during one computational time step have to be slow compared to changes of the fluid variables, which dictates an upper limit on the computational time step. Consequently, the asynchronous solution procedure as depicted in Figure 2.65 and described in Figure 2.40 is justified: flow and sediment transport equations are solved uncoupled throughout the entire simulation period, i.e. with calculation of the flow field at the beginning of a given time step based on current bed topography and ensuing multiple sediment transport calculations based on the same flow field until the end of the respective time step. Thus the given duration of a calculation cycle  $\Delta t_{seq}$  (overall time step) consists of one hydraulic time step  $\Delta t_h$  and a resulting number of time steps  $\Delta t_s$  for sediment transport (see Figure 2.66).

By default, the mobile bed equations for sediment and suspension are solved using the current hydraulic time step with one cycle. For BASEplane, in case of quasi-stationary conditions where the changes in the hydraulic are small, the number of cycle step can be increased. The shallow water equations are solved using the hydraulic time step. The resulting water levels and velocities are then used to solve the mobile bed equations until they have been calculated for the number of cycle steps. This leads to a considerable speedup, reducing the calculation time as the hydraulic equations are solved only occasionally. The determination of the time step for the mobile bed equations depends on the model being used. For suspension transport, a time step size  $\Delta t_s$  is calculated to satisfy the numerical stability.

## 2.4 Time Discretisation and Stability Issues

### 2.4.1 Explicit Schemes

#### 2.4.1.1 Euler First Order

The explicit time discretisation method implemented in BASEMENT is based on Euler first order method. According the method the full discretized equations are

$$U_i^{n+1} = U_i^n + RES(U)$$

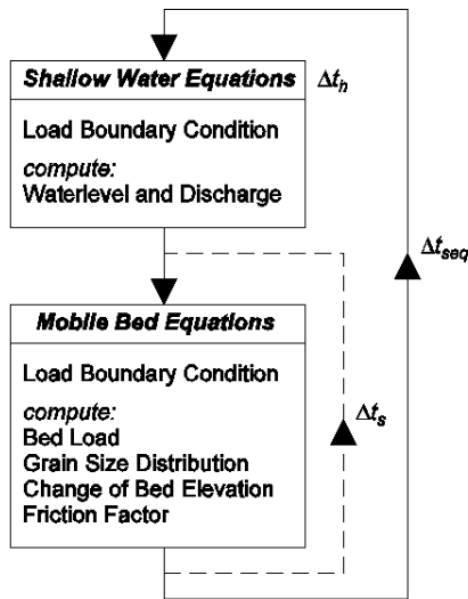


Figure 2.65 Uncoupled asynchronous solution procedure consisting of sequential steps




Figure 2.66 Composition of the given overall calculation time step  $\Delta t_{seq}$

$$z_B^{n+1} = z_B^n + RES(U, d)$$

$$\beta_g^{n+1} = \beta_g^n + RES(U, d_g, hm)$$

Where the  $RES(\dots)$  is the summation of fluxes and source terms.

## 2.4.2 Determination of Time Step Size

### 2.4.2.1 Hydrodynamic

For explicit schemes, the hydraulic time step is determined according the restriction based on the Courant number. In case of the 2-D model the Courant number is defined as follows:

$$CFL = \frac{(\sqrt{u^2 + v^2} + c)\Delta t}{L} \leq 1 \tag{2.223}$$

Where  $L$  is the length of an edge with corresponding velocities of the element  $u, v$  and  $c = \sqrt{gh}$ . In general, the  $CFL$  number has to be smaller than unity.

### 2.4.2.2 Bedload Transport

For the sediment transport another condition  $c \gg c_3$  holds true, which states that the wave speed of water  $c$  is much larger than the expansion velocity  $c_3$  of a bottom discontinuity (eg. de Vries (1966)). Since the value of  $c_3$  depends on multiple processes like bed load, lateral and gravity induced transport, its definitive determination is not obvious. Therefore the global time steps have been adopted based on the hydrodynamic condition.

### 2.4.2.3 Suspension Transport

For the suspension transport, the time step  $\Delta t_s$  is calculated similar to the hydraulic time step. However, the wave velocity  $c = \sqrt{gh}$  is not taken into account, leading to slightly higher time step sizes. This time step is only active if a cycle step larger than 1 has been defined. By default, the cycle step is set to 1 and all mobile bed equations use the hydraulic time step.

## 2.4.3 Implicit Scheme

### 2.4.3.1 Introduction

In addition to the explicit scheme, BASEchain supports implicit calculations. To evaluate the evolution of the geometry of a channel as an effect of sediment transport, often long term computations are necessary. Additionally the calibration of a model with sediment transport is particularly laborious and needs many simulations. With the explicit solution of the hydraulics the needed simulation time becomes very large. This is because the explicit method uses a small time step, limited by the CFL-Number. The implicit method is needed to avoid this problem, allowing much larger time steps.

This chapter describes the implicit solution of the hydrodynamics in detail. The system of equations to solve is formed by eq. 1.3 and eq. 1.9 and applied to each cross section.

### 2.4.3.2 Time Discretisation

For the time discretisation of the differential equation  $\partial u / \partial t = f(u)$  the  $\theta$ -method is used:

$$\frac{u^{n+1} - u^n}{\Delta t} = \theta f(u^{n+1}) + (1 - \theta) f(u^n)$$

with  $0 \leq \theta \leq 1$ .

If  $\theta = 0$  the explicit Euler method results: the values at time  $n+1$  are computed solely from the old values at time  $n$  with limitation of the time step by the CFL-number. For  $\theta = 0.5$  the scheme is second-order accuracy in time.

On the contrary, if  $\theta = 1$  the solution is fully implicit. The equations are solved with the values at the new time  $n+1$ . As they are not known, initial values are assumed and the solution is approached to the exact solution by iteration. BASEchain uses the Newton-Raphson method, which has the quality to converge rapidly. However this is only the case if the initial values are sufficiently close to the exact solution. Here the values of the last time step are used as initial values for the iterations. This means that the more



distant the new time from the old one and the bigger the change of the hydraulic state, the higher is the possibility that the solution cannot be found.

For the present implementation, the recommended value of  $\theta$  is between 0.5 and 1.

### 2.4.3.2.1 Continuity Equation

The integration of the continuity equation

$$\int_{x_{iw}}^{x_{ie}} \left( \frac{\partial A_{si}}{\partial t} + \frac{\partial Q}{\partial x} - q \right) dx = F_i^n + F_i^\Phi + F_i^q = 0$$

gives the following integral terms.

$$F_i^n = \int_{x_{iw}}^{x_{ie}} \frac{\partial A_{si}}{\partial t} dx$$

$$F_i^\Phi = \int_{x_{iw}}^{x_{ie}} \frac{\partial Q}{\partial x} dx$$

$$F_i^q = - \int_{x_{iw}}^{x_{ie}} q dx$$

Applying the  $\theta$ -method:

$$F_i^{n+1} = F_i^n + \theta(F_i^\Phi + F_i^q) + (1 - \theta)(F_i^{\Phi 0} + F_i^{q0}) \quad (2.224)$$

### 2.4.3.2.2 Momentum Equation

The integration of the momentum equation:

$$\int_{x_{iw}}^{x_{ie}} \left( \frac{\partial Q}{\partial t} + \frac{\partial}{\partial x} \left( \beta \frac{Q^2}{A_{red}} \right) + g A_{red} \frac{\partial z}{\partial x} + g A_{red} S_f \right) dx = G_i^n + G_i^\Phi + G_i^{sz} + G_i^{sf} = 0$$

leads to the following integral terms:

$$G_i^n = \int_{x_{iw}}^{x_{ie}} \frac{\partial Q}{\partial t} dx$$

$$G_i^\Phi = \int_{x_{iw}}^{x_{ie}} \frac{\partial}{\partial x} \left( \beta \frac{Q^2}{A_{red}} \right) dx$$

$$G_i^{sz} = \int_{x_{iw}}^{x_{ie}} g A_{red} \frac{\partial z}{\partial x} dx$$

$$G_i^{sf} = \int_{x_{iw}}^{x_{ie}} g A_{red} S_f dx$$

Applying the  $\theta$ -method:

$$G_i^{n+1} = G_i^n + \theta(G_i^\Phi + G_i^{sz} + G_i^{sf}) + (1 - \theta)(G_i^{\Phi 0} + G_i^{sz 0} + G_i^{sf 0}) \quad (2.225)$$

### 2.4.3.3 Solution

The equation system is

$$F(x) = 0$$

with

$$F = (F_1, G_1, F_2, G_2, \dots, F_{n-1}, G_{n-1}, F_n, G_n)$$

and

$$x = (A_1, Q_1, A_2, Q_2, \dots, A_{n-1}, Q_{n-1}, A_n, Q_n)$$

The system is solved by the Newton-Raphson method. Starting from an approximated solution  $x^k$ , the corresponding improved solution  $x^{k+1}$  is determined by the linear equation system.

$$Ax^{k+1} - c = 0 \quad (2.226)$$

with

$$c = Ax^k - F$$

and

$A =$

$$\left[ \begin{array}{c}
\frac{\partial F_1}{\partial A_{red,1}} \frac{\partial F_1}{\partial G_1} \frac{\partial F_1}{\partial Q_1} \frac{\partial F_1}{\partial G_1} \\
\frac{\partial A_{red,1}}{\partial F_2} \frac{\partial Q_1}{\partial F_2} \frac{\partial A_{red,2}}{\partial F_2} \frac{\partial Q_2}{\partial F_2} \frac{\partial F_2}{\partial F_2} \frac{\partial F_2}{\partial F_2} \\
\frac{\partial A_{red,1}}{\partial G_2} \frac{\partial Q_1}{\partial G_2} \frac{\partial A_{red,2}}{\partial G_2} \frac{\partial Q_2}{\partial G_2} \frac{\partial A_{red,3}}{\partial G_2} \frac{\partial Q_3}{\partial G_2} \\
\frac{\partial A_{red,1}}{\partial A_{red,1}} \frac{\partial Q_1}{\partial F_3} \frac{\partial A_{red,2}}{\partial F_3} \frac{\partial Q_2}{\partial F_3} \frac{\partial A_{red,3}}{\partial F_3} \frac{\partial Q_3}{\partial F_3} \frac{\partial F_3}{\partial F_3} \frac{\partial F_3}{\partial F_3} \\
\frac{\partial A_{red,2}}{\partial G_3} \frac{\partial Q_2}{\partial G_3} \frac{\partial A_{red,3}}{\partial G_3} \frac{\partial Q_3}{\partial G_3} \frac{\partial A_{red,4}}{\partial G_3} \frac{\partial Q_4}{\partial G_3} \\
\frac{\partial A_{red,2}}{\partial A_{red,2}} \frac{\partial Q_2}{\partial Q_2} \frac{\partial A_{red,3}}{\partial A_{red,3}} \frac{\partial Q_3}{\partial Q_3} \frac{\partial A_{red,4}}{\partial A_{red,4}} \frac{\partial Q_4}{\partial Q_4} \\
\vdots \\
\frac{\partial F_{n-2}}{\partial A_{red,n-3}} \frac{\partial F_{n-2}}{\partial G_{n-2}} \frac{\partial F_{n-2}}{\partial G_{n-2}} \frac{\partial F_{n-2}}{\partial G_{n-2}} \frac{\partial F_{n-2}}{\partial G_{n-2}} \frac{\partial F_{n-2}}{\partial G_{n-2}} \\
\frac{\partial A_{red,n-3}}{\partial F_{n-1}} \frac{\partial Q_{n-3}}{\partial F_{n-1}} \frac{\partial A_{red,n-2}}{\partial F_{n-1}} \frac{\partial Q_{n-2}}{\partial F_{n-1}} \frac{\partial A_{red,n-1}}{\partial F_{n-1}} \frac{\partial Q_{n-1}}{\partial F_{n-1}} \frac{\partial F_{n-1}}{\partial F_{n-1}} \frac{\partial F_{n-1}}{\partial F_{n-1}} \\
\frac{\partial A_{red,n-2}}{\partial G_{n-1}} \frac{\partial Q_{n-2}}{\partial G_{n-1}} \frac{\partial A_{red,n-1}}{\partial G_{n-1}} \frac{\partial Q_{n-1}}{\partial G_{n-1}} \frac{\partial A_{red,n}}{\partial G_{n-1}} \frac{\partial Q_n}{\partial G_{n-1}} \frac{\partial F_{n-1}}{\partial G_{n-1}} \frac{\partial F_{n-1}}{\partial G_{n-1}} \\
\frac{\partial A_{red,n-2}}{\partial A_{red,n-2}} \frac{\partial Q_{n-2}}{\partial Q_{n-2}} \frac{\partial A_{red,n-1}}{\partial A_{red,n-1}} \frac{\partial Q_{n-1}}{\partial Q_{n-1}} \frac{\partial A_{red,n}}{\partial A_{red,n}} \frac{\partial Q_n}{\partial Q_n} \frac{\partial F_{n-1}}{\partial A_{red,n-1}} \frac{\partial F_{n-1}}{\partial A_{red,n-1}} \\
\frac{\partial A_{red,n-1}}{\partial G_n} \frac{\partial Q_{n-1}}{\partial G_n} \frac{\partial A_{red,n}}{\partial G_n} \frac{\partial Q_n}{\partial G_n} \frac{\partial A_{red,n}}{\partial G_n} \frac{\partial Q_n}{\partial G_n} \frac{\partial F_{n-1}}{\partial A_{red,n-1}} \frac{\partial F_{n-1}}{\partial A_{red,n-1}} \\
\frac{\partial A_{red,n-1}}{\partial A_{red,n-1}} \frac{\partial Q_{n-1}}{\partial Q_{n-1}} \frac{\partial A_{red,n}}{\partial A_{red,n}} \frac{\partial Q_n}{\partial Q_n} \frac{\partial A_{red,n}}{\partial A_{red,n}} \frac{\partial Q_n}{\partial Q_n} \frac{\partial F_{n-1}}{\partial A_{red,n-1}} \frac{\partial F_{n-1}}{\partial A_{red,n-1}}
\end{array} \right]$$

#### 2.4.3.4 Integral Terms

##### 2.4.3.4.1 Continuity Equation

The integral terms of the continuity equation are approximated as follows. For a general cross section  $i$ :

$$F_i^{n+1} = F_i^n + F_i^\Phi + F_i^q$$

$$F_i^n = \frac{A_{si} - A_{si}^0}{\Delta t} \Delta x_i$$

$$F_i^\Phi = \Phi_{ie}^c - \Phi_{iw}^c$$

$$F_i^q = -q_i^- \Delta x_i^- - q_i^+ \Delta x_i^+$$

For the first cross section  $i = 1$ :

$$F_1^n = \frac{A_1 - A_1^0}{\Delta t} \Delta x_1$$

$$F_1^\Phi = \Phi_{1e}^c - Q_{in}$$

$$F_1^q = -q_1^+ \Delta x_1$$

For the last cross section  $i = N$

$$F_n^n = \frac{A_n - A_n^0}{\Delta t} \Delta x_n$$

$$F_n^\Phi = Q_{out} - \Phi_{nw}^c$$

$$F_n^q = -q_n^- \Delta x_n$$

#### 2.4.3.4.2 Momentum Equation

The integral terms of the continuity equation are approximated as follows. For a general cross section  $i$ :

$$G_i^m = \frac{Q_i - Q_i^0}{\Delta t} \Delta x_i$$

$$G_i^\Phi = \Phi_{ie}^m - \Phi_{iw}^m$$

$$G_i^{sz} = g A_{red,i} \frac{z_{i+1} - z_{i-1}}{2}$$

$$G_i^{sf} = g A_{red,i} S_{fi} \Delta x_i \quad S_{fi} = \frac{Q_i |Q_i|}{K_i^2}$$

For the first cross section  $i = 1$ :

$$G_1^m = \frac{Q_{in} - Q_{in}^0}{\Delta t} \Delta x_1$$

$$G_1^\Phi = \Phi_{1e}^m - \frac{\beta_1 Q_{in}^2}{A_{red,in}}$$

$$G_1^{sz} = g A_{red,1} \frac{z_2 - z_1}{2}$$

$$G_1^{sf} = g A_{red,1} S_{f1} \Delta x_1 \quad S_{f1} = \frac{Q_1 |Q_1|}{K_1^2}$$

For the last cross section  $i = n$

$$G_n^m = \frac{Q_{out} - Q_{out}^0}{\Delta t} \Delta x_n$$

$$G_n^\Phi = \frac{\beta_n Q_{out}^2}{A_{red,out}} - \Phi_{nw}^m$$

$$G_n^{sz} = gA_n \frac{z_n - z_{n-1}}{2}$$

$$G_n^{sf} = gA_n S_{fn} \Delta x_n \quad S_{fn} = \frac{Q_n |Q_n|}{K_n^2}$$

### 2.4.3.5 General Description of the Derivatives for the Matrix A

#### 2.4.3.5.1 Derivatives of the Continuity Equation

For a general cross section i:

$$\frac{\partial F_i}{\partial A_{red,i-1}} = \frac{\partial \Phi_{ie}^c}{\partial A_{red,i-1}} - \frac{\partial \Phi_{iw}^c}{\partial A_{red,i-1}}$$

$$\frac{\partial F_i}{\partial A_{red,i}} = \frac{\Delta x_i}{\Delta t} \frac{dA_i}{dA_{red,i}} + \frac{\partial \Phi_{ie}^c}{\partial A_{red,i}} - \frac{\partial \Phi_{iw}^c}{\partial A_{red,i}}$$

$$\frac{\partial F_i}{\partial A_{red,i+1}} = \frac{\partial \Phi_{ie}^c}{\partial A_{red,i+1}} - \frac{\partial \Phi_{iw}^c}{\partial A_{red,i+1}}$$

$$\frac{\partial F_i}{\partial Q_{i-1}} = \frac{\partial \Phi_{ie}^c}{\partial Q_{i-1}} - \frac{\partial \Phi_{iw}^c}{\partial Q_{i-1}}$$

$$\frac{\partial F_i}{\partial Q_i} = \frac{\partial \Phi_{ie}^c}{\partial Q_i} - \frac{\partial \Phi_{iw}^c}{\partial Q_i}$$

$$\frac{\partial F_i}{\partial Q_{i+1}} = \frac{\partial \Phi_{ie}^c}{\partial Q_{i+1}} - \frac{\partial \Phi_{iw}^c}{\partial Q_{i+1}}$$

For the first cross section i = 0:

$$\frac{\partial F_1}{\partial A_{red,1}} = \frac{\Delta x_1}{\Delta t} \frac{dA_1}{dA_{red,1}} + \frac{\partial \Phi_{1e}^c}{\partial A_{red,1}} - \frac{\partial Q_{in}}{\partial A_{red,1}}$$

$$\frac{\partial F_1}{\partial A_{red,2}} = \frac{\partial \Phi_{1e}^c}{\partial A_{red,2}} - \frac{\partial \Phi_{in}^c}{\partial A_{red,2}}$$

$$\frac{\partial F_1}{\partial Q_1} = \frac{\partial \Phi_{1e}^c}{\partial Q_{1=in}} - \frac{\partial Q_{in}}{\partial Q_{1=in}}$$

$$\frac{\partial F_1}{\partial Q_2} = \frac{\partial \Phi_{1e}^c}{\partial Q_2} - \frac{\partial Q_{in}}{\partial Q_2}$$

For the last cross section i = n:

$$\frac{\partial F_n}{\partial A_{red,n-1}} = \frac{\partial Q_{out}}{\partial A_{red,n-1}} - \frac{\partial \Phi_{nw}^c}{\partial A_{red,n-1}}$$

$$\frac{\partial F_n}{\partial A_{red,n}} = \frac{\Delta x_n}{\Delta t} \frac{dA_n}{dA_{red,n}} + \frac{\partial Q_{out}}{\partial A_{red,n}} - \frac{\partial \Phi_{nw}^c}{\partial A_{red,n}}$$

$$\frac{\partial F_n}{\partial Q_{n-1}} = \frac{\partial Q_{out}}{\partial Q_{n-1}} - \frac{\partial \Phi_{nw}^c}{\partial Q_{n-1}}$$

$$\frac{\partial F_n}{\partial Q_n} = \frac{\partial Q_{out}}{\partial Q_{n=out}} - \frac{\partial \Phi_{nw}^c}{\partial Q_{n=out}}$$

### 2.4.3.5.2 Derivatives of the Momentum Equation

For a general cross section i:

$$\frac{\partial G_i}{\partial A_{red,i-1}} = \frac{\partial \Phi_{ie}^m}{\partial A_{red,i-1}} - \frac{\partial \Phi_{iw}^m}{\partial A_{red,i-1}} + \frac{gA_{red,i}}{2} \frac{dz_{i-1}}{dA_{red,i-1}}$$

$$\frac{\partial G_i}{\partial A_{red,i}} = \frac{\partial \Phi_{ie}^m}{\partial A_{red,i}} - \frac{\partial \Phi_{iw}^m}{\partial A_{red,i}} + \frac{g}{2}(z_{i+1} - z_{i-1}) + g\Delta x_i S_{fi} \left(1 - 2\frac{A_{red,i}}{K_i} \frac{dK_i}{dA_i}\right)$$

$$\frac{\partial G_i}{\partial A_{red,i+1}} = \frac{\partial \Phi_{ie}^m}{\partial A_{red,i+1}} - \frac{\partial \Phi_{iw}^m}{\partial A_{red,i+1}} + g\frac{A_{red,i}}{2} \frac{dz_{i+1}}{dA_{red,i+1}}$$

$$\frac{\partial G_i}{\partial Q_{i-1}} = \frac{\partial \Phi_{ie}^m}{\partial Q_{i-1}} - \frac{\partial \Phi_{iw}^m}{\partial Q_{i-1}}$$

$$\frac{\partial G_i}{\partial Q_i} = \frac{\Delta x_i}{\Delta t} + \frac{\partial \Phi_{ie}^m}{\partial Q_i} - \frac{\partial \Phi_{iw}^m}{\partial Q_i} + 2gA_{red,i}\Delta x_i \frac{S_{fi}}{Q_i}$$

$$\frac{\partial G_i}{\partial Q_{i+1}} = \frac{\partial \Phi_{ie}^m}{\partial Q_{i+1}} - \frac{\partial \Phi_{iw}^m}{\partial Q_{i+1}}$$

For the first cross section i = 1:

$$\frac{\partial G_1}{\partial A_{red,1}} = \frac{\partial \Phi_{1e}^m}{\partial A_{red,1}} - \frac{\partial \Phi_{1in}^m}{\partial A_{red,1}} + \frac{g}{2}(z_2 - z_1) + g\Delta x_1 S_{f1} \left(1 - 2\frac{A_1}{K_1} \frac{dK_1}{dA_{red,1}}\right)$$

$$\frac{\partial G_1}{\partial A_{red,2}} = \frac{\partial \Phi_{1e}^m}{\partial A_{red,2}} - \frac{\partial \Phi_{1in}^m}{\partial A_{red,2}} + g\frac{A_1}{2} \frac{dz_2}{dA_2}$$

$$\frac{\partial G_1}{\partial Q_1} = \frac{\Delta x_1}{\Delta t} + \frac{\partial \Phi_{1e}^m}{\partial Q_{in}} - \frac{\partial \frac{\beta_1 Q_{in}^2}{A_{red,in}}}{\partial Q_{in}} + 2gA_{red,1}\Delta x_1 \frac{S_{f1}}{Q_{in}}$$

$$\frac{\partial G_1}{\partial Q_2} = \frac{\partial \Phi_{1e}^m}{\partial Q_2} - \frac{\partial \frac{\beta_1 Q_{in}^2}{A_{red,in}}}{\partial Q_2}$$

For the last cross section i = n:

$$\begin{aligned}\frac{\partial G_n}{\partial A_{red,n-1}} &= \frac{\partial \Phi_{out}^m}{\partial A_{red,n-1}} - \frac{\partial \Phi_{nw}^m}{\partial A_{red,n-1}} + g \frac{A_{red,n}}{2} \frac{dz_{n-1}}{dA_{red,n-1}} \\ \frac{\partial G_n}{\partial A_{red,n}} &= \frac{\partial \Phi_{out}^m}{\partial A_{red,n}} - \frac{\partial \Phi_{nw}^m}{\partial A_{red,n}} + \frac{g}{2}(z_n - z_{n-1}) + g \Delta x_n S_{fn} \left( 1 - 2 \frac{A_n}{K_n} \frac{dK_n}{dA_{red,n}} \right) \\ \frac{\partial G_n}{\partial Q_{n-1}} &= \frac{\partial \Phi_{out}^m}{\partial Q_{n-1}} - \frac{\partial \Phi_{nw}^m}{\partial Q_{n-1}} \\ \frac{\partial G_n}{\partial Q_n} &= \frac{\Delta x_n}{\Delta t} + \frac{\partial \Phi_{out}^m}{\partial Q_n} - \frac{\partial \Phi_{nw}^m}{\partial Q_n} + 2g A_{red,n} \Delta x_n \frac{S_{fn}}{Q_n}\end{aligned}$$

### 2.4.3.6 Determination of the Derivatives with Upwind Flux Determination

With the upwind method the flux is defined as follows:

$$f(x_{ie}) = \Gamma_i^{ie} f_i + \Gamma_{i+1}^{ie} f_{i+1} \quad (2.227)$$

with

$$\begin{aligned}\Gamma_i^{ie} &= 1 \quad \text{and} \quad \Gamma_{i+1}^{ie} = 0 \quad \text{if} \quad Q_i + Q_{i+1} \geq 0 \\ \Gamma_i^{ie} &= 0 \quad \text{and} \quad \Gamma_{i+1}^{ie} = 1 \quad \text{if} \quad Q_i + Q_{i+1} < 0\end{aligned}$$

#### 2.4.3.6.1 Derivatives of the Continuity Equation

For a general cross section:

$$\begin{aligned}\frac{\partial F_i}{\partial A_{red,i-1}} &= 0 \\ \frac{\partial F_i}{\partial A_{red,i}} &= \frac{\Delta x_i}{\Delta t} \frac{\partial A_i}{\partial A_{red,i}} \\ \frac{\partial F_i}{\partial A_{red,i+1}} &= 0 \\ \frac{\partial F_i}{\partial Q_{i-1}} &= -\theta \Gamma_{i-1}^{i-0.5} \\ \frac{\partial F_i}{\partial Q_i} &= \theta (\Gamma_i^w - \Gamma_i^e) \\ \frac{\partial F_i}{\partial Q_{i+1}} &= \theta \Gamma_{i+1}^e\end{aligned}$$

For cross section  $i = 1$ :

$$\frac{\partial F_1}{\partial A_{red,1}} = \frac{\Delta x_1}{\Delta t} \frac{\partial A_1}{\partial A_{red,1}}$$

$$\frac{\partial F_1}{\partial Q_1} = \theta(\Gamma_1^e - 1)$$

$$\frac{\partial F_1}{\partial Q_2} = \theta\Gamma_2^e$$

For cross section  $i = n$ :

$$\frac{\partial F_n}{\partial A_n} = \frac{\Delta x_n}{\Delta t} \frac{\partial A_n}{\partial A_{red,n}}$$

$$\frac{\partial F_n}{\partial Q_{n-1}} = -\theta\Gamma_{n-1}^w$$

$$\frac{\partial F_n}{\partial Q_n} = \theta(1 - \Gamma_n^w)$$

#### 2.4.3.6.2 Derivatives of the Momentum Equation

For a general cross section  $i$ :

$$\frac{\partial G_i}{\partial A_{red,i-1}} = \theta \left( \Gamma_{i-1}^w \left[ \beta \frac{Q^2}{A_{red}} \right] \left( \frac{1}{A_{red,i-1}} - \frac{1}{\beta_{i-1}} \frac{d\beta_{i-1}}{dA_{red,i-1}} \right) \right) - g \frac{A_{red,i}}{2} \frac{dz_{i-1}}{dA_{red,i-1}}$$

$$\frac{\partial G_i}{\partial A_{red,i}} = \theta \left( (\Gamma_i^w - \Gamma_i^e) \left[ \beta \frac{Q^2}{A_{red}} \right]_i \left( \frac{1}{A_{red,i}} - \frac{1}{\beta_i} \frac{d\beta_i}{dA_{red,i}} \right) + \frac{g}{2} (z_{i+1} - z_{i-1}) \right) + \theta \left( g \Delta x_i S_{f_i} \left( 1 - 2 \frac{A_{red,i}}{K_i} \frac{dK_i}{dA_{red,i}} \right) \right)$$

$$\frac{\partial G_i}{\partial A_{red,i+1}} = \theta \left( -\Gamma_{i+1}^e \left[ \beta \frac{Q^2}{A_{red}} \right]_{i+1} \left( \frac{1}{A_{red,i+1}} - \frac{1}{\beta_{i+1}} \frac{d\beta_{i+1}}{dA_{red,i+1}} \right) + g \frac{A_{red,i}}{2} \frac{dz_{i+1}}{dA_{red,i+1}} \right)$$

$$\frac{\partial G_i}{\partial Q_{i-1}} = -2\theta\Gamma_{i-1}^w \frac{1}{Q_{i-1}} \left[ \beta \frac{Q^2}{A_{red}} \right]_{i-1}$$

$$\frac{\partial G_i}{\partial Q_i} = \frac{\Delta x_i}{\Delta t} + 2\theta \left( (\Gamma_i^e - \Gamma_i^w) \frac{1}{Q_i} \left[ \beta \frac{Q^2}{A_{red}} \right]_i + 2g A_{red,i} \Delta x_i \frac{S_{f_i}}{Q_i} \right)$$

$$\frac{\partial G_i}{\partial Q_{i+1}} = 2\theta\Gamma_{i+1}^e \frac{1}{Q_{i+1}} \left[ \beta \frac{Q^2}{A_{red}} \right]_{i+1}$$

For cross section  $i = 1$ :



$$\frac{\partial G_1}{\partial A_{red,1}} = \theta \left( (1 - \Gamma_1^e) \left[ \beta \frac{Q^2}{A_{red}} \right]_1 \left( \frac{1}{A_{red,1}} - \frac{1}{\beta_1} \frac{d\beta_1}{dA_{red,1}} \right) + \frac{g}{2} \left( z_2 - z_1 - A_{red,1} \frac{dz_1}{dA_{red,1}} \right) \right) + \theta \left( g \Delta x_1 S_{f1} \left( 1 - 2 \frac{A_{red,1}}{K_1} \frac{dK_1}{dA_{red,1}} \right) \right)$$

$$\frac{\partial G_1}{\partial A_{red,2}} = \theta \left( -\Gamma_2^e \left[ \beta \frac{Q^2}{A_{red}} \right]_2 \left( \frac{1}{A_{red,2}} - \frac{1}{\beta_2} \frac{d\beta_2}{dA_{red,2}} \right) + g \frac{A_{red,2}}{2} \frac{dz_2}{dA_{red,2}} \right)$$

$$\frac{\partial G_1}{\partial Q_1} = \frac{\Delta x_1}{\Delta t} + 2\theta \left( (\Gamma_1^e - 1) \frac{1}{Q_1} \left[ \beta \frac{Q^2}{A_{red}} \right]_1 + 2g A_{red,1} \Delta x_1 \frac{S_{f1}}{Q_1} \right)$$

$$\frac{\partial G_1}{\partial Q_2} = 2\theta \Gamma_2^e \frac{1}{Q_2} \left[ \beta \frac{Q^2}{A_{red}} \right]_2$$

For cross section  $i = n$ :

$$\frac{\partial G_n}{\partial A_{red,n-1}} = \theta \left( \Gamma_{n-1}^w \left[ \beta \frac{Q^2}{A_{red}} \right]_{n-1} \left( \frac{1}{A_{n-1}} - \frac{1}{\beta_{n-1}} \frac{d\beta_{n-1}}{dA_{n-1}} \right) \right) - g \frac{A_n}{2} \frac{dz_{n-1}}{dA_{red,n-1}}$$

$$\frac{\partial G_n}{\partial A_{red,n}} = \theta \left( (\Gamma_n^w - 1) \left[ \beta \frac{Q^2}{A_{red}} \right]_n \left( \frac{1}{A_n} - \frac{1}{\beta_n} \frac{d\beta_n}{dA_n} \right) + \frac{g}{2} \left( z_n - z_{n-1} + A_n \frac{dz_n}{dA_n} \right) \right) + \theta \left( g \Delta x_n S_{fn} \left( 1 - 2 \frac{A_n}{K_n} \frac{dK_n}{dA_n} \right) \right)$$

$$\frac{\partial G_n}{\partial Q_{n-1}} = -2\theta \Gamma_{n-1}^w \frac{1}{Q_{n-1}} \left[ \beta \frac{Q^2}{A} \right]_{n-1}$$

$$\frac{\partial G_n}{\partial Q_n} = \frac{\Delta x_n}{\Delta t} + 2\theta \left( (1 - \Gamma_n^w) \frac{1}{Q_n} \left[ \beta \frac{Q^2}{A} \right]_n + g A_n \Delta x_n \frac{S_{fn}}{Q_n} \right)$$

#### 2.4.3.7 Determination of the Derivatives with Roe Flux Determination

Fluxes and derivatives of the fluxes of the continuity equation:

$$\Phi_{ie}^c = Q(ie) = \frac{1}{2}(Q_i + Q_{i+1}) - R_{cA}(A_{i+1} - A_i) - R_{cQ}(Q_{i+1} - Q_i) \quad (2.228)$$

$$\begin{aligned} \frac{\partial \Phi_{ie}^c}{\partial A_{i-1}} &= 0 & \frac{\partial \Phi_{ie}^c}{\partial A_i} &= R_{cA}^{ie} & \frac{\partial \Phi_{ie}^c}{\partial A_{i+1}} &= -R_{cA}^{ie} \\ \frac{\partial \Phi_{ie}^c}{\partial Q_{i-1}} &= 0 & \frac{\partial \Phi_{ie}^c}{\partial Q_i} &= 0.5 + R_{cQ}^{ie} & \frac{\partial \Phi_{ie}^c}{\partial Q_{i+1}} &= 0.5 - R_{cQ}^{ie} \end{aligned}$$

$$\Phi_{iw}^c = Q(iw) = 0.5(Q_{i-1} + Q_i) - R_{cA}(A_i - A_{i-1}) - R_{cQ}(Q_i - Q_{i-1}) \quad (2.229)$$

$$\begin{aligned} \frac{\partial \Phi_{iw}^c}{\partial A_{i-1}} &= R_{cA}^{iw} & \frac{\partial \Phi_{iw}^c}{\partial A_i} &= -R_{cA}^{iw} & \frac{\partial \Phi_{iw}^c}{\partial A_{i+1}} &= 0 \\ \frac{\partial \Phi_{iw}^c}{\partial Q_{i-1}} &= 0.5 + R_{cQ}^{iw} & \frac{\partial \Phi_{iw}^c}{\partial Q_i} &= 0.5 - R_{cQ}^{iw} & \frac{\partial \Phi_{iw}^c}{\partial Q_{i+1}} &= 0 \end{aligned}$$

Fluxes and derivatives of the fluxes of the momentum equation:

$$\Phi_{ie}^m = \beta \frac{Q^2}{A} \Big|_{ie} = 0.5 \left( \beta_i \frac{Q_i^2}{A_i} + \beta_{i+1} \frac{Q_{i+1}^2}{A_{i+1}} \right) - R_{mA}(A_{i+1} - A_i) - R_{mQ}(Q_{i+1} - Q_i) \quad (2.230)$$

$$\begin{aligned} \frac{\partial \Phi_{ie}^m}{\partial A_{i-1}} &= 0 & \frac{\partial \Phi_{ie}^m}{\partial A_i} &= -0.5\beta_i \frac{Q_i^2}{A_i^2} + R_{mA}^{ie} & \frac{\partial \Phi_{ie}^m}{\partial A_{i+1}} &= -0.5\beta_{i+1} \frac{Q_{i+1}^2}{A_{i+1}^2} - R_{mA}^{ie} \\ \frac{\partial \Phi_{ie}^m}{\partial Q_{i-1}} &= 0 & \frac{\partial \Phi_{ie}^m}{\partial Q_i} &= \beta_i \frac{Q_i^2}{A_i^2} + R_{mQ}^{ie} & \frac{\partial \Phi_{ie}^m}{\partial Q_{i+1}} &= \beta_{i+1} \frac{Q_{i+1}^2}{A_{i+1}^2} - R_{mQ}^{ie} \end{aligned}$$

$$\Phi_{iw}^m = \beta \frac{Q^2}{A} \Big|_{iw} = 0.5 \left( \beta_i \frac{Q_{i-1}^2}{A_{i-1}} + \beta_i \frac{Q_i^2}{A_i} \right) - R_{mA}(A_i - A_{i-1}) - R_{mQ}(Q_i - Q_{i-1}) \quad (2.231)$$

$$\begin{aligned} \frac{\partial \Phi_{iw}^m}{\partial A_{i-1}} &= -0.5\beta_{i-1} \frac{Q_{i-1}^2}{A_{i-1}^2} + R_{mA}^{iw} & \frac{\partial \Phi_{iw}^m}{\partial A_i} &= -0.5\beta_i \frac{Q_i^2}{A_i^2} - R_{mA}^{iw} & \frac{\partial \Phi_{iw}^m}{\partial A_{i+1}} &= 0 \\ \frac{\partial \Phi_{iw}^m}{\partial Q_{i-1}} &= \beta_{i-1} \frac{Q_{i-1}}{A_{i-1}} + R_{mQ}^{iw} & \frac{\partial \Phi_{iw}^m}{\partial Q_i} &= \beta_i \frac{Q_i}{A_i} - R_{mQ}^{iw} & \frac{\partial \Phi_{iw}^m}{\partial Q_{i+1}} &= 0 \end{aligned}$$

#### 2.4.3.7.1 Derivatives of the Continuity Equation:

For a general cross section i:

$$\begin{aligned} \frac{\partial F_i}{\partial A_{red,i-1}} &= -R_{cA}^{iw} \\ \frac{\partial F_i}{\partial A_{red,i}} &= \frac{\Delta x_i}{\Delta t} \frac{\partial A_i}{\partial A_{red,i}} + R_{cA}^{ie} + R_{cA}^{iw} \\ \frac{\partial F_i}{\partial A_{red,i+1}} &= -R_{cA}^{ie} \\ \frac{\partial F_i}{\partial Q_{i-1}} &= -\frac{1}{2} - R_{cQ}^{iw} \\ \frac{\partial F_i}{\partial Q_i} &= R_{cQ}^{ie} - R_{cQ}^{iw} \\ \frac{\partial F_i}{\partial Q_{i+1}} &= \frac{1}{2} - R_{cQ}^{ie} \end{aligned}$$

For the first cross section  $i=1$ :

$$\frac{\partial F_1}{\partial A_{red,1}} = \frac{\Delta x_1}{\Delta t} \frac{\partial A_1}{\partial A_{red,1}} + R_{cA}^{ie} - \frac{\partial Q_{in}}{\partial A_{red,1}}$$

$$\frac{\partial F_1}{\partial A_{red,2}} = -R_{cA}^{ie}$$

$$\frac{\partial F_1}{\partial Q_{1=in}} = R_{cQ}^{ie} - 0.5$$

$$\frac{\partial F_1}{\partial Q_2} = \frac{1}{2} - R_{cQ}^{ie}$$

For the last cross section  $i=n$ :

$$\frac{\partial F_n}{\partial A_{n-1}} = -R_{cA}^{iw}$$

$$\frac{\partial F_n}{\partial A_n} = \frac{\Delta x_n}{\Delta t} \frac{\partial A_n}{\partial A_{red,n}} + R_{cA}^{iw} + \frac{\partial Q_{out}}{\partial A_{red,n}}$$

$$\frac{\partial F_n}{\partial Q_{n-1}} = -\frac{1}{2} - R_{cA}^{iw}$$

$$\frac{\partial F_n}{\partial Q_n} = 0.5 + R_{cQ}^{iw}$$

### 2.4.3.7.2 Derivatives of the Momentum Equation

For a general cross section  $i$ :

$$\frac{\partial G_i}{\partial A_{red,i-1}} = \frac{1}{2} \beta_{i-1} U_{i-1}^2 - R_{mA}^{iw} + g \frac{A_{red,i}}{2} \frac{dz_{i-1}}{dA_{red,i-1}}$$

$$\frac{\partial G_i}{\partial A_{red,i}} = -\frac{1}{2} \beta_i U_i^2 + R_{mA}^{ie} + \frac{1}{2} \beta_i U_i^2 + R_{mA}^{iw} + \frac{g}{2} (z_{i+1} - z_{i-1}) + g \Delta x_i S_{fi} \left( 1 - 2 \frac{A_{red,i}}{K_i} \frac{dK_i}{dA_{red,i}} \right)$$

$$\frac{\partial G_i}{\partial A_{red,i+1}} = -\frac{1}{2} \beta_{i+1} U_{i+1}^2 - R_{mA}^{ie} + g \frac{A_{red,i}}{2} \frac{dz_{i+1}}{dA_{red,i+1}}$$

$$\frac{\partial G_i}{\partial Q_{i-1}} = \beta_{i-1} U_{i-1} - R_{mQ}^{iw}$$

$$\frac{\partial G_i}{\partial Q_i} = \frac{\Delta x_i}{\Delta t} + R_{mQ}^{ie} + R_{mQ}^{ie} + 2g A_{red,i} \Delta x_i \frac{S_{fi}}{Q_i}$$

$$\frac{\partial G_i}{\partial Q_{i+1}} = \beta_{i+1}U_{i+1} - R_{mQ}^{ie}$$

For the first cross section  $i=1$ :

$$\frac{\partial G_1}{\partial A_{red,1}} = -\frac{1}{2}\beta_1U_1^2 + R_{mA}^{1e} - \frac{\partial \Phi_{in}^m}{\partial A_{red,1}} + \frac{g}{2}(z_2 - z_1) + g\Delta x_1 S_{f1} \left( 1 - 2\frac{A_{red,1}}{K_1} \frac{dK_1}{dA_{red,1}} \right)$$

$$\frac{\partial G_1}{\partial A_{red,2}} = -\frac{1}{2}\beta_2U_2^2 + R_{mA}^{1e} + g\frac{A_{red,1}}{2} \frac{dz_2}{dA_{red,2}}$$

$$\frac{\partial G_1}{\partial Q_1} = \frac{\Delta x_1}{\Delta t} + \beta_1U_1 + R_{mQ}^{1e} - \frac{\partial \Phi_{in}^m}{\partial Q_{1=in}} + 2gA_1\Delta x_1 \frac{S_{f1}}{Q_1}$$

$$\frac{\partial G_1}{\partial Q_2} = \beta_2U_2 - R_{mQ}^{1e}$$

For the last cross section  $i=n$

$$\frac{\partial G_n}{\partial A_{red,n-1}} = \frac{1}{2}\beta_{n-1}U_{n-1}^2 - R_{mA}^{nw} + g\frac{A_{red,n}}{2} \frac{dz_{n-1}}{dA_{red,n-1}}$$

$$\frac{\partial G_n}{\partial A_{red,n}} = -\frac{1}{2}\beta_nU_n^2 + R_{mA}^{ne} + \frac{1}{2}\beta_nU_n^2 + R_{mA}^{nw} + \frac{g}{2}(z_n - z_{n-1}) + g\Delta x_n S_{fn} \left( 1 - 2\frac{A_{red,n}}{K_n} \frac{dK_n}{dA_{red,n}} \right)$$

$$\frac{\partial G_n}{\partial Q_{n-1}} = \beta_{n-1}U_{n-1} - R_{mQ}^{nw}$$

$$\frac{\partial G_n}{\partial Q_n} = \frac{\Delta x_n}{\Delta t} + \beta_nU_n + R_{mQ}^{ne} - \beta_nU_n + R_{mQ}^{nw} + 2gA_n\Delta x_n \frac{S_{fn}}{Q_n} = \frac{\Delta x_n}{\Delta t} + R_{mQ}^{ne} + R_{mQ}^{nw} + 2gA_n\Delta x_n \frac{S_{fn}}{Q_n}$$

### 2.4.3.8 Derivatives of the fluxes for an inner Weir

$w$  is the weir width and  $p$  the Poleni factor

#### 2.4.3.8.1 Derivatives for the continuity flux

$$\begin{aligned} \frac{\partial \Phi_{ie}^c}{\partial A_i} &= wp\sqrt{2g(z_i - z_{weir})} \frac{dz_i}{dA_i} & \frac{\partial \Phi_{iw}^c}{\partial A_i} &= 0 \\ \frac{\partial \Phi_{ie}^c}{\partial A_{i-1}} &= 0 & \frac{\partial \Phi_{iw}^c}{\partial A_{i-1}} &= wp\sqrt{2g(z_{i-1} - z_{weir})} \frac{dz_{i-1}}{dA_{i-1}} \\ \frac{\partial \Phi_{ie}^c}{\partial A_{i+1}} &= 0 & \frac{\partial \Phi_{iw}^c}{\partial A_{i+1}} &= 0 \end{aligned}$$

$$\begin{aligned} \frac{\partial \Phi_{ie}^c}{\partial Q_{i-1}} &= 0 & \frac{\partial \Phi_{iw}^c}{\partial Q_{i-1}} &= 1 \\ \frac{\partial \Phi_{ie}^c}{\partial Q_i} &= 1 & \frac{\partial \Phi_{iw}^c}{\partial Q_i} &= 0 \\ \frac{\partial \Phi_{ie}^c}{\partial Q_{i+1}} &= 0 & \frac{\partial \Phi_{iw}^c}{\partial Q_{i+1}} &= 0 \end{aligned}$$

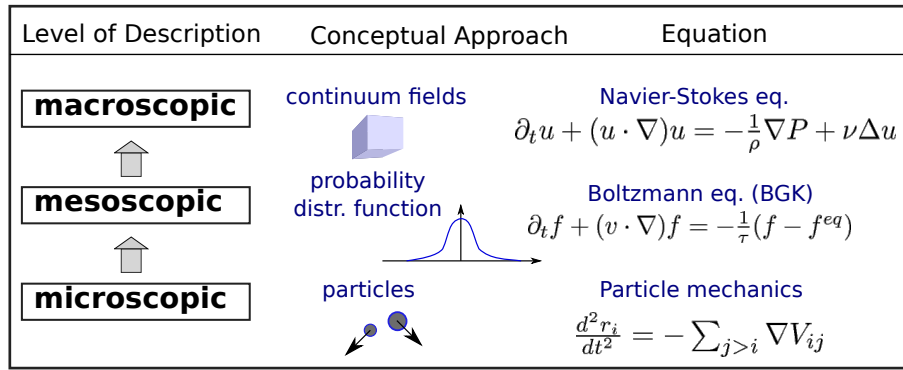
#### 2.4.3.8.2 Derivatives of the momentum flux

$$\begin{aligned} \frac{\partial \Phi_{ie}^m}{\partial A_{i-1}} &= 0 & \frac{\partial \Phi_{iw}^m}{\partial A_{i-1}} &= \frac{8gp^2w^2(z_{i-1} - z_{weir})^2}{3A_{weir}} \frac{dz_{i-1}}{dA_{i-1}} \\ \frac{\partial \Phi_{ie}^m}{\partial A_i} &= \frac{8gp^2w^2(z_{i-1} - z_{weir})^2}{3A_{weir}} \frac{dz_i}{dA_i} & \frac{\partial \Phi_{iw}^m}{\partial A_i} &= 0 \\ \frac{\partial \Phi_{ie}^m}{\partial A_{i+1}} &= 0 & \frac{\partial \Phi_{iw}^m}{\partial A_{i+1}} &= 0 \\ \frac{\partial \Phi_{ie}^m}{\partial Q_{i-1}} &= 0 & \frac{\partial \Phi_{iw}^m}{\partial Q_{i-1}} &= \frac{2Q_{i-1}}{A_{i-1}} \\ \frac{\partial \Phi_{ie}^m}{\partial Q_i} &= \frac{2Q_i}{A_i} & \frac{\partial \Phi_{iw}^m}{\partial Q_i} &= 0 \\ \frac{\partial \Phi_{ie}^m}{\partial Q_{i+1}} &= 0 & \frac{\partial \Phi_{iw}^m}{\partial Q_{i+1}} &= 0 \end{aligned}$$

## 2.5 Numerical Solution of Sub-surface Flow

### 2.5.1 Introduction

The numerical solution of the Richard's equation is a challenging task due to strong non-linearities introduced by the constitutive models. Additionally, at the interfaces between different soils in heterogeneous embankments, steep jumps and abrupt changes in the variables may occur. Many models were presented in the past solving the Richard's equation based on Finite-Difference or Finite-Element methods and showed good results. A novel application of the Lattice-Boltzmann method on the Richard's equation was recently presented by Ginzburg et al. (2004) and Ginzburg (2006), basing on a LBM approach for generic anisotropic advection-dispersion equations. The application of the LBM has some advantages which can make it an interesting alternative choice compared to classical continuum approaches. The method is simple and easy to implement and it allows for the modeling of complex geometries using bounce-back boundaries. Also, the method is local and therefore suited well for parallelization. Ginzburg adapted solution strategies for advection-diffusion problems to different formulations of the Richard's equation, like the moisture  $\theta$  formulation and mixed moisture-pressure head  $\theta - h$  formulation. This method of Ginzburg is applied and adapted here to simulate the 3-D sub-surface flow in the saturated and partially-saturated zone.



*Figure 2.67 Comparison of different levels of description and conceptual approaches applied to determine fluid motion.*

## 2.5.2 Lattice-Boltzmann Method

The LBM is a mesoscopic modelling approach which is positioned in between microscopic, particle-based dynamics and macroscopic continuum approaches. The underlying theory bases on the Boltzmann equation from kinetic theory which was derived by the Austrian physicist and philosopher L. Boltzmann.

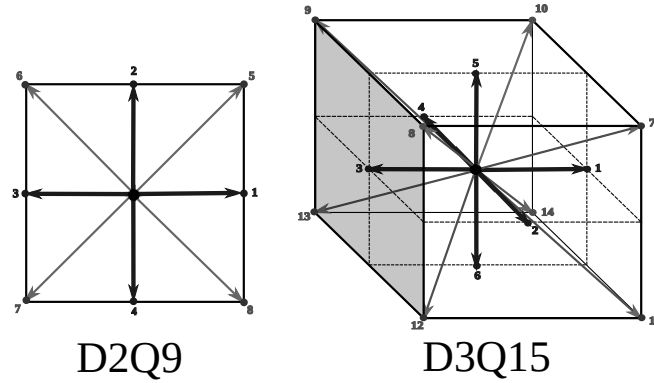
The Boltzmann equation is formulated for a probability distribution function  $f(\vec{r}, t)$  of particles in the 6-D phase-space  $\vec{r}(\vec{x}, \vec{v})$ . This phase-space is formed by the three spatial coordinates and the three velocity components. The distribution function may be seen as a representation of particles at time  $t$  with locations and velocities in between  $\vec{r}$  and  $\vec{r} + \Delta \vec{r}$ . The integration of the distribution function over the phase-space results in the macroscopic fluid density. Since the LBM is used here to solve the macroscopic Richard's equation, the function  $f(\vec{r}, t)$  may be interpreted as a directional saturation density, whereas the integration over the phase-space results in the macroscopic water saturation. The Boltzmann equation for the scalar distribution function  $f(\vec{r}, t)$  can be written in 1D as (Mohamad, 2011)

$$\frac{\partial f(\vec{r}, t)}{\partial t} + v \frac{\partial f(\vec{r}, t)}{\partial x} = \Omega \quad (2.232)$$

with  $\Omega$  as the collision operator, which describes the mutual influences of distribution functions  $f(\vec{r}, t)$  on each other. This partial differential equation has the simple form of a single linear transport equation, even in higher dimensions. The main problem for solving the Boltzmann equation, however, is the treatment of its complex collision operator. The single relaxation time BGK (Bhatnagar et al., 1954) approach is often applied and treats the collision as simple relaxation of the distribution function  $f$  towards its equilibrium state, characterized by the local equilibrium distribution function  $f^{eq}$ . The collision operator then results to  $\Omega = \omega(f - f^{eq})$  with the relaxation parameter  $\omega$ .

The LBM solves the Boltzmann equation in a discrete form on a uniform mesh. The discrete Boltzmann equation for the spatial mesh directions  $q$  reads

$$\underbrace{f_q(\vec{r} + \Delta t \vec{c}_q, t + \Delta t)}_{\text{advection step}} = \underbrace{f_q(\vec{r}, t) + \omega[f_q(\vec{r}, t) - f_q^{eq}(\vec{r}, t)]}_{\text{collision step}} + \underbrace{Q_q/c_m}_{\text{source}} \quad q = 1 \dots n_q \quad (2.233)$$



**Figure 2.68** 2D lattice with 9 directions (left), 3D lattice with 15 directions (right).

with a single time relaxation parameter  $\omega$  being determined as a function of the diffusivity  $D$  as  $\omega = -1.0/(D/c_s^2 + 0.5)$ . The diffusivity is determined as

- $D = k_r(\theta)k_f \partial h / \partial \theta$  for the  $\theta$  formulation, and
- $D = k_r(\theta)k_f$  for the mixed  $\theta - h$  formulation.

The variable  $Q_q$  on the right hand side is an external source for modelling water infiltration into the embankment. The parameter  $c_s^2$  is determined as  $c/\vartheta$  with the free adjustable constant  $\vartheta$ .

The uniform mesh is constructed with cubic cells using a set of  $q$  discrete velocities  $c_q$  which connect the grid cells with each other. Overall,  $n_q = 15$  different directions are used (3DQ15). The directions of the  $q$  discrete velocities (compare Figure 2.68) are set as

$$c_q = c_m \begin{cases} (0, 0, 0), (1, 0, 0), (0, 1, 0), (-1, 0, 0), (0, -1, 0), (0, 0, 1), (0, 0, -1) & q = 0 \dots 6 \\ (1, 1, 1), (-1, 1, 1), (-1, -1, 1), (1, -1, 1) & q = 7 \dots 10 \\ (1, 1, -1), (-1, 1, -1), (-1, -1, -1), (1, -1, -1) & q = 11 \dots 14 \end{cases} \quad (2.234)$$

### 2.5.3 Solution procedure

Mainly three explicit computational steps are applied to solve the discrete Boltzmann equation. The first two steps are hereby analogous to particle based approaches, whereas the third step reflects the handling with particle distribution functions instead of single particles.

#### 2.5.3.1 Advection step

At the advection step, the distribution functions are just moved along the discrete lattice directions from each cell to its adjacent cells. At the lattice boundaries special treatments are required as described below.

### 2.5.3.2 Collision step

The collision operator is approximated using the BGK approach which assumes a simple relaxation of  $f$  towards its equilibrium distribution function  $f^{eq}$ , i.e. the solution approaches the equilibrium over time according to the single time relaxation parameter  $w$ .

The equilibrium distribution function hereby is the key element of the collision step where the main physics of the problem is included. The solution strategy in the LBM stays largely the same even for different physical problems, like e.g. fluid motion governed by the Navier-Stokes equation, whereas mainly the equilibrium distribution function has to be replaced. The equilibrium distribution function is here applied only in first order accuracy as provided in a general formulation by Ginzburg et al. (2004). It is outlined in the next section in detail.

### 2.5.3.3 Update of macroscopic variables

Using the relationships given above and the empirical constitutive model, the discrete Boltzmann equation is solved in each direction  $q$  by applying the propagation and collision steps mentioned above. The macroscopic variables of interest can finally be derived from the computed distribution functions  $f_q$  at the new time level.

The effective water saturation  $\theta$  is simply obtained by summing up the distribution functions of all directions of a cell, which corresponds to an integration of  $f$  over phase-space. Afterwards, the pore-water pressure head  $h$  can be derived using the water retention curve. According to Ginzburg et al. (2004) one obtains:

$$\theta = \sum_{q=0}^n f_q$$

$$h = f(\theta)$$

$$\vec{v}_f = (\theta_s - \theta_r) \cdot \left[ \sum_{q=0}^n \vec{c} f_q^{eq} + \begin{pmatrix} c_{x0} & \cdots & c_{xn} \\ c_{y0} & \cdots & c_{yn} \end{pmatrix} \cdot \begin{pmatrix} f_0^{eq} - f_0 \\ \vdots \\ f_n^{eq} - f_n \end{pmatrix} \right] \quad (2.235)$$

### 2.5.4 Equilibrium functions

The equilibrium distribution function for the  $\theta$  formulation is given in first order accuracy in all mesh directions by

$$f_q^{eq} = \begin{cases} \left(1.0 - \frac{7}{3}c_s^2\right) \cdot \theta & q = 0 \\ t_q \theta c_s^2 & q = 1, 2, 3, 4 \\ t_q \cdot (\theta c_s^2 + \vec{I} \cdot \vec{c}) & q = 5, 7, 8, 9, 10 \\ t_q \cdot (\theta c_s^2 - \vec{I} \cdot \vec{c}) & q = 6, 11, 12, 13, 14 \end{cases} \quad (2.236)$$

where  $c_s^2 = c/\vartheta$  with  $\vartheta$  being a free constant. The method is local because the equilibrium function needs no information from neighbouring cells.



Accordingly, the equilibrium distribution function for the mixed  $\theta - h$  formulation is obtained in all mesh directions as

$$f_q^{eq} = \begin{cases} \theta - 7/3c_s^2 \cdot h & q = 0 \\ t_q \cdot (hc_s^2) & q = 1, 2, 3, 4 \\ t_q \cdot (hc_s^2 + \vec{I} \cdot \vec{e}) & q = 5, 7, 8, 9, 10 \\ t_q \cdot (hc_s^2 - \vec{I} \cdot \vec{e}) & q = 6, 11, 12, 13, 14 \end{cases} \quad (2.237)$$

In contrast to the  $\theta$  formulation, the mixed  $\theta - h$  formulation is able to reproduce the continuous transition of the pressure head at the interface of different soils correctly. Therefore, the mixed  $\theta - h$  formulation should be applied in cases of heterogeneous embankments with core and filter zones. The  $\theta$  formulation, however, has advantageous stability conditions for imbibition problems (Ginzburg, 2006) and as such is recommended for use in case of homogeneous embankments. The weighting factors  $t_q$  for the lattice directions  $q$  can be derived for the chosen lattice configuration. The values for the 3DQ15 model are:

q	$t_q$ (D3Q15)
1-6	1/3
7-14	1/24

To calculate the equilibrium functions given above, the advective, gravitational term  $\vec{I}$ , which acts in vertical downward direction, is needed and is evaluated as

$$\vec{I} = -k_r(\theta)k_s \vec{e}_z \quad (2.238)$$

### 2.5.5 Boundary and initial conditions

At the mesh boundaries the values of the distribution function  $f_q$  in the incoming directions are unknown and must be provided.

- For solid walls standard bounce-back boundaries are used. The unknown incoming distribution functions  $f_q$  thereby are set equal to the outgoing, anti-symmetric values to simulate wall reflection. Using this type of boundary condition allows incorporating even complex boundaries.
- A water column above the embankment is modelled using a pressure boundary, thereby presuming a hydrostatic pressure distribution. Equilibrium conditions are assumed at the boundary which allows for computing the values for the incoming directions ( $f_q = f_q^{eq}$ ). For the mixed  $\theta - h$  formulation, the water depth can be directly used as pore-water pressure head. For the  $\theta$  formulation, the water saturation  $\theta$  is needed instead and can be derived from the inverse water retention curve  $\theta = f(h)$ .
- The seepage flow out of the embankment is modelled with a combined approach. In the saturated zone ( $q \geq 1.0$ ) a constant saturation of 1.0 is set at the boundary cells. In the unsaturated zone ( $q < 1.0$ ) a bounce-back boundary is set.

The exact treatment of sloped or curved boundaries may become difficult, especially in 3D. Here, for simplicity, the sloped embankment faces are approximated using a series of steps

using reflection angles of  $0^\circ$ ,  $45^\circ$  or  $90^\circ$ . These simplifications can reduce the numerical accuracy in the vicinity of the embankment faces.

As initial conditions, the pore pressures or saturations in the domain can be given. The initial distribution functions are then set equal to the corresponding equilibrium values ( $f_q = f_q^{eq}$ ) assuming equilibrium conditions.

---

## References

- Agoshkov, V.I., Quarteroni, A. and Saleri, F. (1994). Recent Developments in the Numerical-Simulation of Shallow-Water Equations. 1. Boundary-Conditions. *Applied Numerical Mathematics [Peer Reviewed Journal]*, 15(2): 175–200.
- Ashida, K. and Michiue, M. (1971). An investigation over river bed degradation downstream of a dam. *Proceedings of the 14th congress of IAHR*, No. 3: 247–256. Paris, France.
- Badrot-Nico, F., Brissaud, F. and Guinot, V. (2007). A finite volume upwind scheme for the solution of the linear advection-diffusion equation with sharp gradients in multiple dimensions. *Advances in Water Resources*, 30: 2002–2025.
- Bechteler, W., Nujić, M. and Otto, A.J. (1993). Program Package “FLOODSIM“ and its Application. *Proceedings of the international conference on hydroscience & engineering*, No. 1: 762–767. Washington DC, USA.
- Beffa, C.J. (1994). Praktische Lösung der tiefengemittelten Flachwassergleichungen. *VAW-Mitteilung* 133, Versuchsanstalt für Wasserbau, Hydrologie und Glaziologie (VAW), ETH Zürich.
- Begnudelli, L. and Sanders, B.F. (2006). Unstructured Grid Finite-Volume Algorithm or Shallow-Water Flow and Scalar Transport with Wetting and Drying. *Journal of Hydraulic Engineering*, 132(4): 371–384.
- Belleudy, P. (2000). Modelling of deposition of sediment mixtures, part 1: analysis of a flume experiment. *Journal of Hydraulic Research, IAHR*, 38(6).
- Bennett, J.P. and Nordin, C.F. (1977). Simulation of Sediment Transport and Armouring. (XXII, Ed.) *Hydrological Sciences Bulletin*, 22(4): 555–569.
- Bertoldi, W., Siviglia, A., Tettamanti, S., Toffolon, M., Vetsch, D. and Francalanci, S. (2014). [Mechanisms of vegetation uprooting by flow in alluvial non-cohesive sediment](#). *Geophysical Research Letters*, 41(20): 7167–7175.
- Bezzola, G.R. (2002). Fließwiderstand und Sohlenstabilität natürlicher Gerinne [PhD thesis]: Eidgenössische Technische Hochschule Zürich.
- Bhatnagar, P., Gross, E. and Krook, M. (1954). A Model for Collision Processes in Gases. I. Small Amplitude Processes in Charged and Neutral One-Component Systems. *Physical review*, 94(3): 511–525.
- Blanckaert, K. (2011). [Hydrodynamic processes in sharp meander bends and their morphological implications](#). *Journal of Geophysical Research: Earth Surface*, 116(F1):

F01003.

- Bollrich, G. (2000). Technische Hydromechanik 1. *Beuth Verlag GmbH*, Berlin.
- Borah, D.K., Alonso, C.V. and Prasad, S.N. (1982). Routing Graded Sediments in Streams - Formulations. *Journal of the Hydraulics Division-Asce*, 108: 1486–503.
- Brooks, R.H. and Corey, A.T. (1964). Hydraulic Properties of Porous Media. *Hydrology papers* 3, Colorado State University; Colorado State University.
- Brufau, P., Garcia-Navarro, P., Playán, E. and Zapata, N. (2002). Numerical Modeling of Basin Irrigation with an Upwind Scheme. *Journal of Irrigation and Drainage Engineering*, 128(4): 212–223.
- Cao, Y., Williams, D. and Larsen, D.P. (2002). Comparison of Ecological Communities: The Problem of Sample Representativeness. *Ecological Monographs*, 72(1): 41–56.
- Chanson, H. (1999). The Hydraulics of Open Channel Flow: An Introduction. *Edward Arnold*, London, UK.
- Chaudhry, M.H. (1993). Open-Channel Flow. *Prentice Hall*, Englewood Cliffs, New Jersey.
- Chen, Y. and Falconer, R.A. (1992). Advection-diffusion modelling using the modified QUICK scheme. *International Journal for Numerical Methods in Fluids*, 15: 1171–1196.
- Chen, X., Ma, J. and Dey, S. (2010). Sediment transport on arbitrary slopes: Simplified model. *Journal of Hydraulic Engineering-ASCE*, 136(5): 311–317.
- Cunge, J.A., Holly, F.M. and Verwey, A. (1980). Practical aspects of computational river hydraulics. *Pitman Advanced Pub*, Boston.
- de Vries, M. (1966). Application of luminophores in sandtransport-studies. Meinema, TU Delft.
- Delis, A.I., Skeels, C.P. and Ryrie, S.C. (2000). Evaluation of Some Approximate Riemann Solvers for transient Open Channel Flows. *Journal of Hydraulic Research.*, 38(3): 217–231.
- Engelund, F. (1974). Flow and bed topography in channel bends. *Journal of the Hydraulics Division ASCE*, 100(11): 1631–1648.
- Engelund, F. and Hansen, E. (1972). A monograph on sediment transport in alluvial streams. *Teknisk Forlag, Copenhagen.*
- Faeh, R. (2007). Numerical Modeling of Breach Erosion of River Embankments. *Journal of Hydraulic Engineering*, 133(9): 1000–1009.
- Fäh, R. (1997). Numerische Simulation der Strömung in offenen Gerinnen mit beweglicher Sohle. *VAW-Mitteilung* 153, Versuchsanstalt für Wasserbau, Hydrologie und Glaziologie(VAW), ETH Zürich.
- Garcia-Navarro, P. and Vazquez-Cendon, M.E. (2000). On numerical treatment of the source terms in the shallow water equations. *Computers & Fluids*, 29(8): 951–979.
- Ginzburg, I. (2006). Variably saturated flow described with the anisotropic Lattice Boltzmann methods. *Computers & Fluids*, 35: 831–848.
- Ginzburg, I., Carlier, J.P. and Kao, C. (2004). Lattice Boltzmann approach to Richard's equation. *Proceedings of the CMWR XV, CT Miller*, 583–597. Chapel Hill, NC, USA.
- Glaister, P. (1988). Approximate Riemann solutions of the shallow water equations. *Journal of Hydraulic Research*, 26: 293–306.
- Godunov, S.K. (1959). A difference method for numerical calculation of discontinuous solutions of the equations of hydrodynamics. *Matematicheskii Sbornik*, 89(3): 271–306.
- Harten, A., Lax, P.D. and van Leer, B. (1983). On Upstream Differencing and Godunov-Type Schemes for Hyperbolic Conservation Laws. *Siam Review*, 25(1): 35–61.
- Hinton, E. and Owen, D.R.J. (1979). An introduction to finite element computations. *Pineridge Press Ltd*, Swansea, UK.
- Holly, F.M. and Preissmann, A. (1977). Accurate calculation of transport in two dimensions.

- Journal of Hydraulic Div. Am. Soc. Civ. Engineering*, 103(11): 1259–1277.
- Hunziker, R.P. (1995). Fraktionsweiser Geschiebetransport [PhD thesis]: Eidgenössische Technische Hochschule Zürich.
- Hunziker, R.P. and Jaeggi, M.N.R. (2002). Grain sorting processes. *Journal of Hydraulic Engineering-Asce*, 128(12): 1060–1068.
- Ikeda, S. (1982). Lateral Bed-Load Transport on Side Slopes. *Journal of the Hydraulics Division-Asce*, 108(11): 1369–1373.
- Jäggi, M. (1995). Vorlesung: Flussbau. ETH Abt. II, VIII, und XC. ETH Zürich.
- Kassem, A.A. and Chaudhry, M.H. (1998). Comparison of Coupled and Semicoupled Numerical Models for Alluvial Channels. *Journal of Hydraulic Engineering-Asce*, 124(8): 794–802.
- Knapp, F.H. (1960). Ausfluss, Überfall und Durchfluss im Wasserbau. *Verlag G. Braun*, Karlsruhe.
- Komaei, S. and Bechteler, W. (2004). An improved, robust implicit solution for the two-dimensional shallow water equations on unstructured grids. *Proc., 2nd Int. Conf. on Fluvial Hydraulics*, Greco, M. ed., No. 2: 1065–1072. Balkema, Rotterdam, The Netherlands.
- Lam, L., Fredlund, D.G. and Barbour, S.L. (1987). Transient seepage model for saturated-unsaturated soil systems: a geotechnical engineering approach. *Canadian Geotechnical Journal*, 24: 565–580.
- Leonard, B.P. (1979). A Stable and Accurate Conservative Modelling Procedure Based on Quadratic Upstream Interpolation. *Comput. Methods Appl. Mech. Eng.*, 19(1): 59–98.
- Li, S. and Millar, R. (2011). A two-dimensional morphodynamic model of gravel-bed river with floodplain vegetation. *Earth Surface Processes and Landforms*, 36(2): 190–202.
- Lin, B. (1984). Current Study of Unsteady Transport of Sediment in China. *Proceedings of Japan-China Bilateral Seminar on River Hydraulics and Engineering Experiences, Proceedings of Japan-China Bilateral Seminar on River Hydraulics; Engineering Experiences, Tokyo-Kyoto –Sapporo.*, Tokyo-Kyoto-Sapporo.
- Lu, G.Y. and Wong, D.W. (2008). An adaptive inverse-distance weighting spatial interpolation technique. *Computers & geosciences*, 34(9): 1044–1055.
- Malcherek, A. (2001). Sedimenttransport und Morphodynamik. Vorlesungsskript der Universität der Bundeswehr München, München.
- Marti, C. (2006). Morphologie von verzweigten Gerinnen: Ansätze zur Abfluss-, Geschiebetransport und Kolkiefenberechnung [PhD thesis]: ETH Zürich, Versuchsanstalt für Wasserbau, Hydrologie und Glaziologie (VAW).
- Meyer-Peter, E. and Müller, R. (1948). Formulas for Bed-Load Transport, 2nd Meeting IAHR, Stockholm, Sweden.
- Minh Duc, B. (1998). Berechnung der Strömung und des Sedimenttransports in Flüssen mit einem tiefengemittelten numerischen Verfahren [PhD thesis]: Karlsruhe University, Germany.
- Mohamad, A.A. (2011). Lattice Boltzmann Method – Fundamentals and Engineering Applications with Computer codes. *Springer-Verlag*, London.
- Mohamadian, A., Le Roux, D.Y., Tajrishi, M. and Mazaheri, K. (2005). A mass conservative scheme for simulating shallow flows over variable topographies using unstructured grid. *Advances in Water Resources*, 28(5): 523–539.
- Mualem, Y. (1976). A New Model for Predicting the Hydraulic Conductivity of Unsaturated Porous Media. *Water Resources Research*, 12(3): 513–552.
- Nujić, M. (1998). Praktischer Einsatz eines hochgenauen Verfahrens für die Berechnung von tiefengemittelten Strömungen. Institut für Wasserwesen. Universität der Bundeswehr

- München. Institut für Wasserwesen. Universität der Bundeswehr München.
- Osher, S. and Solomon, F. (1982). Upwind Difference-Schemes for Hyperbolic Systems of Conservation-Laws. *Mathematics of Computation*, 38: 339–374.
- Parker, A.J., G.; Sutherland (1990). Fluvial armor. *Journal of Hydraulic Research*,.
- Parker, G. (1990). Surface-based bedload transport relation for gravel rivers. *Journal of Hydraulic Research*, 28(4): 417–436.
- Parker, G. (2008). Transport of Gravel and Sediment Mixtures. *Sedimentation engineering: Processes, measurements, modeling and practice*, No. 110: 165–252. ASCE, Virginia.
- Parker, G., Klingeman, P.C. and McLean, D.G. (1982). Bedload and Size Distribution in Paved Gravel-Bed Streams. *Journal of Hydraulic Division, ASCE*, 108(4): 544–571.
- Rickenmann, D. (1990). Bedload transport capacity of slurry flows at steep slopes [PhD thesis]: Versuchsanstalt für Wasserbau, Hydrologie und Glaziologie (VAW), ETH Zürich.
- Rickenmann, D. (1991). Hyperconcentrated Flow and Sediment Transport at Steep Slopes. *Journal of Hydraulic Engineering*, 117(11): 1419–1439.
- Roe, P.L. (1981). Approximate Riemann Solvers, Parameter Vectors and Difference Schemes. *Journal of computational physics*, 43: 357–372.
- Rozovskii, I.L. (1957). Flow of Water in Bends of Open Channels. *Academy of Science of the Ukrainian S.S.R, Institute of Hydrology; Hydraulic Engineering*,.
- Shields, A. (1936). Anwendungen der Ähnlichkeitsmechanik und der Turbulenzforschung auf die Geschiebebewegungen. Mitteilung der Preussischen Versuchsanstalt für Wasserbau und Schiffbau. Berlin, Deutschland.
- Smart, G.M. and Jaeggi, M.N.R. (1983). Sediment Transport on Steep Slopes. *VAW-Mitteilung 64*, Versuchsanstalt für Wasserbau, Hydrologie und Glaziologie (VAW). Zürich, ETH Zürich.
- Soares-Frazão, S., Le Grelle, N., Spinewine, B. and Zech, Y. (2007). Dam-break induced morphological changes in a channel with uniform sediments: measurements by a laser-sheet imaging technique. *Journal of Hydraulic Research*, 45: 87–95.
- Sternberg, H. (1875). Untersuchungen über Längen- und Querprofil geschiebeführender Flüsse. (pp. 483. Zeitschrift für Bauwesen 25, Ed.) *Zeitschrift für Bauwesen, Wien*, 25: 483–506.
- Sun, Z. and Donahue, J. (2000). Statistically Derived Bedload Formula for any Fraction of Nonuniform Sediment. *Journal of Hydraulic Engineering-Asce*, 126(2): 105–111.
- Swartenbroekx, C., Soares-Frazão, S., Staquet, R. and Zech, Y. (2010). Two-dimensional operator for bank failures induced by water-level rise in dam-break flows. *Journal of Hydraulic Research*, 48(3): 302–314.
- Talmon, A.M., Struiksmā, N. and van Mierlo, M.C.L.M. (1995). Laboratory measurements of the direction of sediment transport on transverse alluvial-bed slopes. *Journal of Hydraulic Research*, 33(4): 495–517.
- Toro, S., E. F. (1994). Restoration of the contact surface in the HLL-Riemann solver. *Shock Waves*, 4: 25–34.
- Toro, E.F. (1997). Riemann Solvers and Numerical Methods for Fluid Dynamics. *Springer-Verlag*, Berlin.
- Toro, E.F. (2001). Shock-Capturing Methods for Free-Surface Shallow Flows. *John Wiley*, Chichester, New York.
- Valiani, A., Caleffi, V. and Zanni, A. (2002). Case Study: Malpasset Dam-Break Simulation using a Two-Dimensional Finite Volume Method. *Journal of Hydraulic Engineering*, 128(5): 460–472.
- van Genuchten, M.T. (1980). A Closed-form Equation for Predicting the Hydraulic Conductivity of Unsaturated Soils. *Soil Science Society of America Journal*, 44(5):

- 892–898.
- van Leer, B. (1982). Flux-Vector Splitting for the Euler Equations. *In Proceedings of the 8th International Conference on Numerical Methods in Fluid Dynamics*, No. 170: 507–512.
- van Rijn, L.C. (1989). Handbook Sediment Transport by Current and Waves. *Delft Hydraulics Laboratory*, Delft, The Netherlands.
- van Rijn, L.C. (1984a). Sediment Transport, Part I: Bed Load Transport. *Journal of Hydraulic Engineering, ASCE*, 110(10): 1431–1456.
- van Rijn, L.C. (1984b). Sediment Transport, Part II: Suspended Load Transport. *Journal of Hydraulic Engineering, ASCE*, 110(11): 1613–1641.
- Voigt, H. (1971). Abflussberechnung gleichzeitig über- und unterströmter Stauelemente. *Dissertation TU Dresden*.
- Westrich, B. and Juraschek, M. (1985). Flow transport capacity for suspended sediment. *XXIth IAHR Congress*, No. 3: 590–594. Melbourne, Australia.
- Wilcock, P.T.; C.J.C. (2003). Surface-based transport model for mixed-size sediment. *Journal of Hydraulic Engineering*.
- Wong, M. and Parker, G. (2006). [Reanalysis and correction of bed-load relation of meyer-peter and müller using their own database](#). *Journal of Hydraulic Engineering*, 132(11): 1159–1168.
- Wu, W. (2007). Computational River Dynamics. *Taylor & Francis Ltd*, London, UK.
- Wu, W., Wang, S.S.Y. and Jia, Y. (2000). Non-Uniform Sediment Transport in Alluvial Rivers. *Journal of Hydraulic Research*, 38(6): 427–434.
- Xu, Y. (1998). Numerical Modeling of Suspended Sediment Transport in Rivers [PhD thesis]: Mitteilung 98, Institut für Wasserbau, Universität Stuttgart.
- Yalin, M. and Silva, A. da (2001). Fluvial processes. *International Association of Hydraulic Engineering; Research (IAHR), Delft, The Netherlands*.
- Zen, S., Zolezzi, G., Toffolon, M. and Gurnell, A.M. (2016). Biomorphodynamic modelling of inner bank advance in migrating meander bends. *Advances in water resources*, 93: 166–181.
- Zhang, R.J. (1961). River Dynamics. *Industry Press*, Beijing, China.
- Zyserman, J.A. and Fredsøe, J. (1994). Data Analysis of Bed Concentration of Suspended Sediment. *Journal of Hydraulic Engineering, ASCE*, 120(9): 1021–1042.







**BASIC SIMULATION ENVIRONMENT  
FOR MODELLING OF ENVIRONMENTAL  
FLOWS AND NATURAL HAZARDS**

---

# **APPENDIX**

**VERSION 4.0.1  
MAY 2023**



**BASEMENT**



---

## Third Party Software

### 1.1 Third party software licenses

Abseil

Apache License

Version 2.0, January 2004  
<https://www.apache.org/licenses/>

TERMS AND CONDITIONS FOR USE, REPRODUCTION, AND DISTRIBUTION

#### 1. Definitions.

"License" shall mean the terms and conditions for use, reproduction, and distribution as defined by Sections 1 through 9 of this document.

"Licensor" shall mean the copyright owner or entity authorized by the copyright owner that is granting the License.

"Legal Entity" shall mean the union of the acting entity and all other entities that control, are controlled by, or are under common control with that entity. For the purposes of this definition, "control" means (i) the power, direct or indirect, to cause the direction or management of such entity, whether by contract or otherwise, or (ii) ownership of fifty percent (50%) or more of the outstanding shares, or (iii) beneficial ownership of such entity.

"You" (or "Your") shall mean an individual or Legal Entity exercising permissions granted by this License.

"Source" form shall mean the preferred form for making modifications, including but not limited to software source code, documentation source, and configuration files.

"Object" form shall mean any form resulting from mechanical transformation or translation of a Source form, including but not limited to compiled object code, generated documentation, and conversions to other media types.

"Work" shall mean the work of authorship, whether in Source or Object form, made available under the License, as indicated by a copyright notice that is included in or attached to the work (an example is provided in the Appendix below).

"Derivative Works" shall mean any work, whether in Source or Object form, that is based on (or derived from) the Work and for which the editorial revisions, annotations, elaborations, or other modifications represent, as a whole, an original work of authorship. For the purposes of this License, Derivative Works shall not include works that remain separable from, or merely link (or bind by name) to the interfaces of, the Work and Derivative Works thereof.

"Contribution" shall mean any work of authorship, including the original version of the Work and any modifications or additions to that Work or Derivative Works thereof, that is intentionally submitted to Licensor for inclusion in the Work by the copyright owner or by an individual or Legal Entity authorized to submit on behalf of the copyright owner. For the purposes of this definition, "submitted" means any form of electronic, verbal, or written communication sent to the Licensor or its representatives, including but not limited to communication on electronic mailing lists, source code control systems, and issue tracking systems that are managed by, or on behalf of, the Licensor for the purpose of discussing and improving the Work, but excluding communication that is conspicuously marked or otherwise designated in writing by the copyright owner as "Not a Contribution."

"Contributor" shall mean Licensor and any individual or Legal Entity on behalf of whom a Contribution has been received by Licensor and subsequently incorporated within the Work.

2. Grant of Copyright License. Subject to the terms and conditions of this License, each Contributor hereby grants to You a perpetual, worldwide, non-exclusive, no-charge, royalty-free, irrevocable copyright license to reproduce, prepare Derivative Works of, publicly display, publicly perform, sublicense, and distribute the Work and such Derivative Works in Source or Object form.
3. Grant of Patent License. Subject to the terms and conditions of this License, each Contributor hereby grants to You a perpetual, worldwide, non-exclusive, no-charge, royalty-free, irrevocable (except as stated in this section) patent license to make, have made, use, offer to sell, sell, import, and otherwise transfer the Work, where such license applies only to those patent claims licensable by such Contributor that are necessarily infringed by their Contribution(s) alone or by combination of their Contribution(s) with the Work to which such Contribution(s) was submitted. If You institute patent litigation against any entity (including a cross-claim or counterclaim in a lawsuit) alleging that the Work or a Contribution incorporated within the Work constitutes direct or contributory patent infringement, then any patent licenses granted to You under this License for that Work shall terminate as of the date such litigation is filed.
4. Redistribution. You may reproduce and distribute copies of the Work or Derivative Works thereof in any medium, with or without modifications, and in Source or Object form, provided that You meet the following conditions:
  - (a) You must give any other recipients of the Work or Derivative Works a copy of this License; and
  - (b) You must cause any modified files to carry prominent notices stating that You changed the files; and
  - (c) You must retain, in the Source form of any Derivative Works that You distribute, all copyright, patent, trademark, and attribution notices from the Source form of the Work, excluding those notices that do not pertain to any part of the Derivative Works; and
  - (d) If the Work includes a "NOTICE" text file as part of its distribution, then any Derivative Works that You distribute must include a readable copy of the attribution notices contained

within such NOTICE file, excluding those notices that do not pertain to any part of the Derivative Works, in at least one of the following places: within a NOTICE text file distributed as part of the Derivative Works; within the Source form or documentation, if provided along with the Derivative Works; or, within a display generated by the Derivative Works, if and wherever such third-party notices normally appear. The contents of the NOTICE file are for informational purposes only and do not modify the License. You may add Your own attribution notices within Derivative Works that You distribute, alongside or as an addendum to the NOTICE text from the Work, provided that such additional attribution notices cannot be construed as modifying the License.

You may add Your own copyright statement to Your modifications and may provide additional or different license terms and conditions for use, reproduction, or distribution of Your modifications, or for any such Derivative Works as a whole, provided Your use, reproduction, and distribution of the Work otherwise complies with the conditions stated in this License.

5. Submission of Contributions. Unless You explicitly state otherwise, any Contribution intentionally submitted for inclusion in the Work by You to the Licensor shall be under the terms and conditions of this License, without any additional terms or conditions. Notwithstanding the above, nothing herein shall supersede or modify the terms of any separate license agreement you may have executed with Licensor regarding such Contributions.
6. Trademarks. This License does not grant permission to use the trade names, trademarks, service marks, or product names of the Licensor, except as required for reasonable and customary use in describing the origin of the Work and reproducing the content of the NOTICE file.
7. Disclaimer of Warranty. Unless required by applicable law or agreed to in writing, Licensor provides the Work (and each Contributor provides its Contributions) on an "AS IS" BASIS, WITHOUT WARRANTIES OR CONDITIONS OF ANY KIND, either express or implied, including, without limitation, any warranties or conditions of TITLE, NON-INFRINGEMENT, MERCHANTABILITY, or FITNESS FOR A PARTICULAR PURPOSE. You are solely responsible for determining the appropriateness of using or redistributing the Work and assume any risks associated with Your exercise of permissions under this License.
8. Limitation of Liability. In no event and under no legal theory, whether in tort (including negligence), contract, or otherwise, unless required by applicable law (such as deliberate and grossly negligent acts) or agreed to in writing, shall any Contributor be liable to You for damages, including any direct, indirect, special, incidental, or consequential damages of any character arising as a result of this License or out of the use or inability to use the Work (including but not limited to damages for loss of goodwill, work stoppage, computer failure or malfunction, or any and all other commercial damages or losses), even if such Contributor has been advised of the possibility of such damages.
9. Accepting Warranty or Additional Liability. While redistributing the Work or Derivative Works thereof, You may choose to offer, and charge a fee for, acceptance of support, warranty, indemnity, or other liability obligations and/or rights consistent with this License. However, in accepting such obligations, You may act only on Your own behalf and on Your sole responsibility, not on behalf of any other Contributor, and only if You agree to indemnify, defend, and hold each Contributor harmless for any liability incurred by, or claims asserted against, such Contributor by reason of your accepting any such warranty or additional liability.

END OF TERMS AND CONDITIONS

APPENDIX: How to apply the Apache License to your work.

To apply the Apache License to your work, attach the following boilerplate notice, with the fields enclosed by brackets "[]" replaced with your own identifying information. (Don't include the brackets!) The text should be enclosed in the appropriate comment syntax for the file format. We also recommend that a file or class name and description of purpose be included on the same "printed page" as the copyright notice for easier identification within third-party archives.

Copyright [yyyy] [name of copyright owner]

Licensed under the Apache License, Version 2.0 (the "License");  
you may not use this file except in compliance with the License.  
You may obtain a copy of the License at

<https://www.apache.org/licenses/LICENSE-2.0>

Unless required by applicable law or agreed to in writing, software distributed under the License is distributed on an "AS IS" BASIS, WITHOUT WARRANTIES OR CONDITIONS OF ANY KIND, either express or implied. See the License for the specific language governing permissions and limitations under the License.

## **Brotli**

Copyright (c) 2009, 2010, 2013-2016 by the Brotli Authors.

Permission is hereby granted, free of charge, to any person obtaining a copy of this software and associated documentation files (the "Software"), to deal in the Software without restriction, including without limitation the rights to use, copy, modify, merge, publish, distribute, sublicense, and/or sell copies of the Software, and to permit persons to whom the Software is furnished to do so, subject to the following conditions:

The above copyright notice and this permission notice shall be included in all copies or substantial portions of the Software.

THE SOFTWARE IS PROVIDED "AS IS", WITHOUT WARRANTY OF ANY KIND, EXPRESS OR IMPLIED, INCLUDING BUT NOT LIMITED TO THE WARRANTIES OF MERCHANTABILITY, FITNESS FOR A PARTICULAR PURPOSE AND NONINFRINGEMENT. IN NO EVENT SHALL THE AUTHORS OR COPYRIGHT HOLDERS BE LIABLE FOR ANY CLAIM, DAMAGES OR OTHER LIABILITY, WHETHER IN AN ACTION OF CONTRACT, TORT OR OTHERWISE, ARISING FROM, OUT OF OR IN CONNECTION WITH THE SOFTWARE OR THE USE OR OTHER DEALINGS IN THE SOFTWARE.

## **Bzip2**

-----  
This program, "bzip2", the associated library "libbzip2", and all documentation, are copyright (C) 1996-2019 Julian R Seward. All rights reserved.

Redistribution and use in source and binary forms, with or without modification, are permitted provided that the following conditions are met:

1. Redistributions of source code must retain the above copyright notice, this list of conditions and the following disclaimer.
2. The origin of this software must not be misrepresented; you must not claim that you wrote the original software. If you use this software in a product, an acknowledgment in the product documentation would be appreciated but is not required.
3. Altered source versions must be plainly marked as such, and must

not be misrepresented as being the original software.

4. The name of the author may not be used to endorse or promote products derived from this software without specific prior written permission.

THIS SOFTWARE IS PROVIDED BY THE AUTHOR ``AS IS'' AND ANY EXPRESS OR IMPLIED WARRANTIES, INCLUDING, BUT NOT LIMITED TO, THE IMPLIED WARRANTIES OF MERCHANTABILITY AND FITNESS FOR A PARTICULAR PURPOSE ARE DISCLAIMED. IN NO EVENT SHALL THE AUTHOR BE LIABLE FOR ANY DIRECT, INDIRECT, INCIDENTAL, SPECIAL, EXEMPLARY, OR CONSEQUENTIAL DAMAGES (INCLUDING, BUT NOT LIMITED TO, PROCUREMENT OF SUBSTITUTE GOODS OR SERVICES; LOSS OF USE, DATA, OR PROFITS; OR BUSINESS INTERRUPTION) HOWEVER CAUSED AND ON ANY THEORY OF LIABILITY, WHETHER IN CONTRACT, STRICT LIABILITY, OR TORT (INCLUDING NEGLIGENCE OR OTHERWISE) ARISING IN ANY WAY OUT OF THE USE OF THIS SOFTWARE, EVEN IF ADVISED OF THE POSSIBILITY OF SUCH DAMAGE.

Julian Seward, jseward@acm.org  
bzip2/libbzip2 version 1.0.8 of 13 July 2019

---

## Curl

### COPYRIGHT AND PERMISSION NOTICE

Copyright (c) 1996 - 2022, Daniel Stenberg, <daniel@haxx.se>, and many contributors, see the THANKS file.

All rights reserved.

Permission to use, copy, modify, and distribute this software for any purpose with or without fee is hereby granted, provided that the above copyright notice and this permission notice appear in all copies.

THE SOFTWARE IS PROVIDED "AS IS", WITHOUT WARRANTY OF ANY KIND, EXPRESS OR IMPLIED, INCLUDING BUT NOT LIMITED TO THE WARRANTIES OF MERCHANTABILITY, FITNESS FOR A PARTICULAR PURPOSE AND NONINFRINGEMENT OF THIRD PARTY RIGHTS. IN NO EVENT SHALL THE AUTHORS OR COPYRIGHT HOLDERS BE LIABLE FOR ANY CLAIM, DAMAGES OR OTHER LIABILITY, WHETHER IN AN ACTION OF CONTRACT, TORT OR OTHERWISE, ARISING FROM, OUT OF OR IN CONNECTION WITH THE SOFTWARE OR THE USE OR OTHER DEALINGS IN THE SOFTWARE.

Except as contained in this notice, the name of a copyright holder shall not be used in advertising or otherwise to promote the sale, use or other dealings in this Software without prior written authorization of the copyright holder.

## Double-conversion

Copyright 2006-2011, the V8 project authors. All rights reserved. Redistribution and use in source and binary forms, with or without modification, are permitted provided that the following conditions are met:

- \* Redistributions of source code must retain the above copyright notice, this list of conditions and the following disclaimer.
- \* Redistributions in binary form must reproduce the above copyright notice, this list of conditions and the following disclaimer in the documentation and/or other materials provided with the distribution.
- \* Neither the name of Google Inc. nor the names of its contributors may be used to endorse or promote products derived from this software without specific prior written permission.

THIS SOFTWARE IS PROVIDED BY THE COPYRIGHT HOLDERS AND CONTRIBUTORS "AS IS" AND ANY EXPRESS OR IMPLIED WARRANTIES, INCLUDING, BUT NOT



LIMITED TO, THE IMPLIED WARRANTIES OF MERCHANTABILITY AND FITNESS FOR A PARTICULAR PURPOSE ARE DISCLAIMED. IN NO EVENT SHALL THE COPYRIGHT OWNER OR CONTRIBUTORS BE LIABLE FOR ANY DIRECT, INDIRECT, INCIDENTAL, SPECIAL, EXEMPLARY, OR CONSEQUENTIAL DAMAGES (INCLUDING, BUT NOT LIMITED TO, PROCUREMENT OF SUBSTITUTE GOODS OR SERVICES; LOSS OF USE, DATA, OR PROFITS; OR BUSINESS INTERRUPTION) HOWEVER CAUSED AND ON ANY THEORY OF LIABILITY, WHETHER IN CONTRACT, STRICT LIABILITY, OR TORT (INCLUDING NEGLIGENCE OR OTHERWISE) ARISING IN ANY WAY OUT OF THE USE OF THIS SOFTWARE, EVEN IF ADVISED OF THE POSSIBILITY OF SUCH DAMAGE.

### Egl-registry

Copyright (c) 2008-2018 The Khronos Group Inc.

Permission is hereby granted, free of charge, to any person obtaining a copy of this software and/or associated documentation files (the "Materials"), to deal in the Materials without restriction, including without limitation the rights to use, copy, modify, merge, publish, distribute, sublicense, and/or sell copies of the Materials, and to permit persons to whom the Materials are furnished to do so, subject to the following conditions:

The above copyright notice and this permission notice shall be included in all copies or substantial portions of the Materials.

THE MATERIALS ARE PROVIDED "AS IS", WITHOUT WARRANTY OF ANY KIND, EXPRESS OR IMPLIED, INCLUDING BUT NOT LIMITED TO THE WARRANTIES OF MERCHANTABILITY, FITNESS FOR A PARTICULAR PURPOSE AND NONINFRINGEMENT. IN NO EVENT SHALL THE AUTHORS OR COPYRIGHT HOLDERS BE LIABLE FOR ANY CLAIM, DAMAGES OR OTHER LIABILITY, WHETHER IN AN ACTION OF CONTRACT, TORT OR OTHERWISE, ARISING FROM, OUT OF OR IN CONNECTION WITH THE MATERIALS OR THE USE OR OTHER DEALINGS IN THE MATERIALS.

---

Copyright 2013-2020 The Khronos Group Inc.  
Copyright 2007-2020 The Khronos Group Inc.

SPDX-License-Identifier: Apache-2.0

### Eigen3

Eigen is primarily MPL2 licensed. See COPYING.MPL2 and these links:  
<http://www.mozilla.org/MPL/2.0/>  
<http://www.mozilla.org/MPL/2.0/FAQ.html>

Some files contain third-party code under BSD or LGPL licenses, whence the other COPYING.\* files here.

All the LGPL code is either LGPL 2.1-only, or LGPL 2.1-or-later.  
For this reason, the COPYING.LGPL file contains the LGPL 2.1 text.

If you want to guarantee that the Eigen code that you are #including is licensed under the MPL2 and possibly more permissive licenses (like BSD), #define this preprocessor symbol:

```
EIGEN_MPL2_ONLY
```

For example, with most compilers, you could add this to your project CXXFLAGS:  
-DEIGEN\_MPL2\_ONLY

This will cause a compilation error to be generated if you #include any code that is LGPL licensed.

---

Copyright (c) 2011, Intel Corporation. All rights reserved.

Redistribution and use in source and binary forms, with or without modification, are permitted provided that the following conditions are met:

- \* Redistributions of source code must retain the above copyright notice, this list of conditions and the following disclaimer.
- \* Redistributions in binary form must reproduce the above copyright notice, this list of conditions and the following disclaimer in the documentation and/or other materials provided with the distribution.
- \* Neither the name of Intel Corporation nor the names of its contributors may be used to endorse or promote products derived from this software without specific prior written permission.

THIS SOFTWARE IS PROVIDED BY THE COPYRIGHT HOLDERS AND CONTRIBUTORS "AS IS" AND ANY EXPRESS OR IMPLIED WARRANTIES, INCLUDING, BUT NOT LIMITED TO, THE IMPLIED WARRANTIES OF MERCHANTABILITY AND FITNESS FOR A PARTICULAR PURPOSE ARE DISCLAIMED. IN NO EVENT SHALL THE COPYRIGHT OWNER OR CONTRIBUTORS BE LIABLE FOR ANY DIRECT, INDIRECT, INCIDENTAL, SPECIAL, EXEMPLARY, OR CONSEQUENTIAL DAMAGES (INCLUDING, BUT NOT LIMITED TO, PROCUREMENT OF SUBSTITUTE GOODS OR SERVICES; LOSS OF USE, DATA, OR PROFITS; OR BUSINESS INTERRUPTION) HOWEVER CAUSED AND ON ANY THEORY OF LIABILITY, WHETHER IN CONTRACT, STRICT LIABILITY, OR TORT (INCLUDING NEGLIGENCE OR OTHERWISE) ARISING IN ANY WAY OUT OF THE USE OF THIS SOFTWARE, EVEN IF ADVISED OF THE POSSIBILITY OF SUCH DAMAGE.

---

Minpack Copyright Notice (1999) University of Chicago. All rights reserved

Redistribution and use in source and binary forms, with or without modification, are permitted provided that the following conditions are met:

1. Redistributions of source code must retain the above copyright notice, this list of conditions and the following disclaimer.
2. Redistributions in binary form must reproduce the above copyright notice, this list of conditions and the following disclaimer in the documentation and/or other materials provided with the distribution.
3. The end-user documentation included with the redistribution, if any, must include the following acknowledgment:

"This product includes software developed by the University of Chicago, as Operator of Argonne National Laboratory.

Alternately, this acknowledgment may appear in the software itself, if and wherever such third-party acknowledgments normally appear.

4. WARRANTY DISCLAIMER. THE SOFTWARE IS SUPPLIED "AS IS" WITHOUT WARRANTY OF ANY KIND. THE COPYRIGHT HOLDER, THE UNITED STATES, THE UNITED STATES DEPARTMENT OF ENERGY, AND THEIR EMPLOYEES: (1) DISCLAIM ANY WARRANTIES, EXPRESS OR IMPLIED, INCLUDING BUT NOT LIMITED TO ANY IMPLIED WARRANTIES OF MERCHANTABILITY, FITNESS FOR A PARTICULAR PURPOSE, TITLE OR NON-INFRINGEMENT, (2) DO NOT ASSUME ANY LEGAL LIABILITY OR RESPONSIBILITY FOR THE ACCURACY, COMPLETENESS, OR USEFULNESS OF THE SOFTWARE, (3) DO NOT REPRESENT THAT USE OF THE SOFTWARE WOULD NOT INFRINGE PRIVATELY OWNED RIGHTS, (4) DO NOT WARRANT THAT THE SOFTWARE WILL FUNCTION UNINTERRUPTED, THAT IT IS ERROR-FREE OR THAT ANY ERRORS WILL BE CORRECTED.

5. LIMITATION OF LIABILITY. IN NO EVENT WILL THE COPYRIGHT HOLDER, THE UNITED STATES, THE UNITED STATES DEPARTMENT OF ENERGY, OR THEIR EMPLOYEES: BE LIABLE FOR ANY INDIRECT, INCIDENTAL, CONSEQUENTIAL, SPECIAL OR PUNITIVE DAMAGES OF ANY KIND OR NATURE, INCLUDING BUT NOT LIMITED TO LOSS OF PROFITS OR LOSS OF DATA, FOR ANY REASON WHATSOEVER, WHETHER

SUCH LIABILITY IS ASSERTED ON THE BASIS OF CONTRACT, TORT (INCLUDING NEGLIGENCE OR STRICT LIABILITY), OR OTHERWISE, EVEN IF ANY OF SAID PARTIES HAS BEEN WARNED OF THE POSSIBILITY OF SUCH LOSS OR DAMAGES.

### Expat

Copyright (c) 1998-2000 Thai Open Source Software Center Ltd and Clark Cooper  
Copyright (c) 2001-2019 Expat maintainers

Permission is hereby granted, free of charge, to any person obtaining a copy of this software and associated documentation files (the "Software"), to deal in the Software without restriction, including without limitation the rights to use, copy, modify, merge, publish, distribute, sublicense, and/or sell copies of the Software, and to permit persons to whom the Software is furnished to do so, subject to the following conditions:

The above copyright notice and this permission notice shall be included in all copies or substantial portions of the Software.

THE SOFTWARE IS PROVIDED "AS IS", WITHOUT WARRANTY OF ANY KIND, EXPRESS OR IMPLIED, INCLUDING BUT NOT LIMITED TO THE WARRANTIES OF MERCHANTABILITY, FITNESS FOR A PARTICULAR PURPOSE AND NONINFRINGEMENT. IN NO EVENT SHALL THE AUTHORS OR COPYRIGHT HOLDERS BE LIABLE FOR ANY CLAIM, DAMAGES OR OTHER LIABILITY, WHETHER IN AN ACTION OF CONTRACT, TORT OR OTHERWISE, ARISING FROM, OUT OF OR IN CONNECTION WITH THE SOFTWARE OR THE USE OR OTHER DEALINGS IN THE SOFTWARE.

### Freetype

#### FREETYPE LICENSES

The FreeType 2 font engine is copyrighted work and cannot be used legally without a software license. In order to make this project usable to a vast majority of developers, we distribute it under two mutually exclusive open-source licenses.

This means that *you* must choose *one* of the two licenses described below, then obey all its terms and conditions when using FreeType 2 in any of your projects or products.

- The FreeType License, found in the file ``docs/FTL.TXT``, which is similar to the original BSD license *with* an advertising clause that forces you to explicitly cite the FreeType project in your product's documentation. All details are in the license file. This license is suited to products which don't use the GNU General Public License.

Note that this license is compatible to the GNU General Public License version 3, but not version 2.

- The GNU General Public License version 2, found in ``docs/GPLv2.TXT`` (any later version can be used also), for programs which already use the GPL. Note that the FTL is incompatible with GPLv2 due to its advertisement clause.

The contributed BDF and PCF drivers come with a license similar to that of the X Window System. It is compatible to the above two licenses (see files ``src/bdf/README`` and ``src/pcf/README``). The same holds for the source code files ``src/base/fthash.c`` and ``include/freetype/internal/fthash.h``; they were part of the BDF driver in earlier FreeType versions.

The gzip module uses the zlib license (see ``src/gzip/zlib.h``) which too is compatible to the above two licenses.

The MD5 checksum support (only used for debugging in development builds) is in the public domain.

--- end of LICENSE.TXT ---

### Glew

The OpenGL Extension Wrangler Library  
 Copyright (C) 2002-2007, Milan Ikits <milan ikits[at]ieee org>  
 Copyright (C) 2002-2007, Marcelo E. Magallon <mmagallo[at]debian org>  
 Copyright (C) 2002, Lev Povalahev  
 All rights reserved.

Redistribution and use in source and binary forms, with or without modification, are permitted provided that the following conditions are met:

- \* Redistributions of source code must retain the above copyright notice, this list of conditions and the following disclaimer.
- \* Redistributions in binary form must reproduce the above copyright notice, this list of conditions and the following disclaimer in the documentation and/or other materials provided with the distribution.
- \* The name of the author may be used to endorse or promote products derived from this software without specific prior written permission.

THIS SOFTWARE IS PROVIDED BY THE COPYRIGHT HOLDERS AND CONTRIBUTORS "AS IS" AND ANY EXPRESS OR IMPLIED WARRANTIES, INCLUDING, BUT NOT LIMITED TO, THE IMPLIED WARRANTIES OF MERCHANTABILITY AND FITNESS FOR A PARTICULAR PURPOSE ARE DISCLAIMED. IN NO EVENT SHALL THE COPYRIGHT OWNER OR CONTRIBUTORS BE LIABLE FOR ANY DIRECT, INDIRECT, INCIDENTAL, SPECIAL, EXEMPLARY, OR CONSEQUENTIAL DAMAGES (INCLUDING, BUT NOT LIMITED TO, PROCUREMENT OF SUBSTITUTE GOODS OR SERVICES; LOSS OF USE, DATA, OR PROFITS; OR BUSINESS INTERRUPTION) HOWEVER CAUSED AND ON ANY THEORY OF LIABILITY, WHETHER IN CONTRACT, STRICT LIABILITY, OR TORT (INCLUDING NEGLIGENCE OR OTHERWISE) ARISING IN ANY WAY OUT OF THE USE OF THIS SOFTWARE, EVEN IF ADVISED OF THE POSSIBILITY OF SUCH DAMAGE.

Mesa 3-D graphics library  
 Version: 7.0

Copyright (C) 1999-2007 Brian Paul All Rights Reserved.

Permission is hereby granted, free of charge, to any person obtaining a copy of this software and associated documentation files (the "Software"), to deal in the Software without restriction, including without limitation the rights to use, copy, modify, merge, publish, distribute, sublicense, and/or sell copies of the Software, and to permit persons to whom the Software is furnished to do so, subject to the following conditions:

The above copyright notice and this permission notice shall be included in all copies or substantial portions of the Software.

THE SOFTWARE IS PROVIDED "AS IS", WITHOUT WARRANTY OF ANY KIND, EXPRESS OR IMPLIED, INCLUDING BUT NOT LIMITED TO THE WARRANTIES OF MERCHANTABILITY, FITNESS FOR A PARTICULAR PURPOSE AND NONINFRINGEMENT. IN NO EVENT SHALL BRIAN PAUL BE LIABLE FOR ANY CLAIM, DAMAGES OR OTHER LIABILITY, WHETHER IN AN ACTION OF CONTRACT, TORT OR OTHERWISE, ARISING FROM, OUT OF OR IN CONNECTION WITH THE SOFTWARE OR THE USE OR OTHER DEALINGS IN THE SOFTWARE.

Copyright (c) 2007 The Khronos Group Inc.

Permission is hereby granted, free of charge, to any person obtaining a copy of this software and/or associated documentation files (the "Materials"), to deal in the Materials without restriction, including without limitation the rights to use, copy, modify, merge, publish, distribute, sublicense, and/or sell copies of the Materials, and to

permit persons to whom the Materials are furnished to do so, subject to the following conditions:

The above copyright notice and this permission notice shall be included in all copies or substantial portions of the Materials.

THE MATERIALS ARE PROVIDED "AS IS", WITHOUT WARRANTY OF ANY KIND, EXPRESS OR IMPLIED, INCLUDING BUT NOT LIMITED TO THE WARRANTIES OF MERCHANTABILITY, FITNESS FOR A PARTICULAR PURPOSE AND NONINFRINGEMENT. IN NO EVENT SHALL THE AUTHORS OR COPYRIGHT HOLDERS BE LIABLE FOR ANY CLAIM, DAMAGES OR OTHER LIABILITY, WHETHER IN AN ACTION OF CONTRACT, TORT OR OTHERWISE, ARISING FROM, OUT OF OR IN CONNECTION WITH THE MATERIALS OR THE USE OR OTHER DEALINGS IN THE MATERIALS.

### Glibc-queue

Copyright (C) 1991-2015 Free Software Foundation, Inc.

The GNU C Library is free software; you can redistribute it and/or modify it under the terms of the GNU Lesser General Public License as published by the Free Software Foundation; either version 2.1 of the License, or (at your option) any later version.

The GNU C Library is distributed in the hope that it will be useful, but WITHOUT ANY WARRANTY; without even the implied warranty of MERCHANTABILITY or FITNESS FOR A PARTICULAR PURPOSE. See the GNU Lesser General Public License for more details.

You should have received a copy of the GNU Lesser General Public License along with the GNU C Library; if not, write to the Free Software Foundation, Inc., 51 Franklin St, Fifth Floor, Boston, MA 02110-1301 USA

\* All code incorporated from 4.4 BSD is distributed under the following license:

Copyright (C) 1991 Regents of the University of California.  
All rights reserved.

Redistribution and use in source and binary forms, with or without modification, are permitted provided that the following conditions are met:

1. Redistributions of source code must retain the above copyright notice, this list of conditions and the following disclaimer.
2. Redistributions in binary form must reproduce the above copyright notice, this list of conditions and the following disclaimer in the documentation and/or other materials provided with the distribution.
3. [This condition was removed.]
4. Neither the name of the University nor the names of its contributors may be used to endorse or promote products derived from this software without specific prior written permission.

THIS SOFTWARE IS PROVIDED BY THE REGENTS AND CONTRIBUTORS ``AS IS'' AND ANY EXPRESS OR IMPLIED WARRANTIES, INCLUDING, BUT NOT LIMITED TO, THE IMPLIED WARRANTIES OF MERCHANTABILITY AND FITNESS FOR A PARTICULAR PURPOSE ARE DISCLAIMED. IN NO EVENT SHALL THE REGENTS OR CONTRIBUTORS BE LIABLE FOR ANY DIRECT, INDIRECT, INCIDENTAL, SPECIAL, EXEMPLARY, OR CONSEQUENTIAL DAMAGES (INCLUDING, BUT NOT LIMITED TO, PROCUREMENT OF SUBSTITUTE GOODS OR SERVICES; LOSS OF USE, DATA, OR PROFITS; OR BUSINESS INTERRUPTION) HOWEVER CAUSED AND ON ANY THEORY OF LIABILITY, WHETHER IN CONTRACT, STRICT LIABILITY, OR TORT (INCLUDING NEGLIGENCE OR OTHERWISE) ARISING IN ANY WAY OUT OF THE USE OF THIS SOFTWARE, EVEN IF ADVISED OF THE POSSIBILITY OF SUCH DAMAGE.

### Gtest

Copyright 2008, Google Inc.

All rights reserved.

Redistribution and use in source and binary forms, with or without modification, are permitted provided that the following conditions are met:

- \* Redistributions of source code must retain the above copyright notice, this list of conditions and the following disclaimer.
- \* Redistributions in binary form must reproduce the above copyright notice, this list of conditions and the following disclaimer in the documentation and/or other materials provided with the distribution.
- \* Neither the name of Google Inc. nor the names of its contributors may be used to endorse or promote products derived from this software without specific prior written permission.

THIS SOFTWARE IS PROVIDED BY THE COPYRIGHT HOLDERS AND CONTRIBUTORS "AS IS" AND ANY EXPRESS OR IMPLIED WARRANTIES, INCLUDING, BUT NOT LIMITED TO, THE IMPLIED WARRANTIES OF MERCHANTABILITY AND FITNESS FOR A PARTICULAR PURPOSE ARE DISCLAIMED. IN NO EVENT SHALL THE COPYRIGHT OWNER OR CONTRIBUTORS BE LIABLE FOR ANY DIRECT, INDIRECT, INCIDENTAL, SPECIAL, EXEMPLARY, OR CONSEQUENTIAL DAMAGES (INCLUDING, BUT NOT LIMITED TO, PROCUREMENT OF SUBSTITUTE GOODS OR SERVICES; LOSS OF USE, DATA, OR PROFITS; OR BUSINESS INTERRUPTION) HOWEVER CAUSED AND ON ANY THEORY OF LIABILITY, WHETHER IN CONTRACT, STRICT LIABILITY, OR TORT (INCLUDING NEGLIGENCE OR OTHERWISE) ARISING IN ANY WAY OUT OF THE USE OF THIS SOFTWARE, EVEN IF ADVISED OF THE POSSIBILITY OF SUCH DAMAGE.

## Harfbuzz

HarfBuzz is licensed under the so-called "Old MIT" license. Details follow. For parts of HarfBuzz that are licensed under different licenses see individual files names COPYING in subdirectories where applicable.

Copyright © 2010,2011,2012,2013,2014,2015,2016,2017,2018,2019,2020 Google, Inc.  
Copyright © 2018,2019,2020 Ebrahim Byagowi  
Copyright © 2019,2020 Facebook, Inc.  
Copyright © 2012 Mozilla Foundation  
Copyright © 2011 Codethink Limited  
Copyright © 2008,2010 Nokia Corporation and/or its subsidiary(-ies)  
Copyright © 2009 Keith Stribley  
Copyright © 2009 Martin Hosken and SIL International  
Copyright © 2007 Chris Wilson  
Copyright © 2005,2006,2020,2021 Behdad Esfahbod  
Copyright © 2005 David Turner  
Copyright © 2004,2007,2008,2009,2010 Red Hat, Inc.  
Copyright © 1998-2004 David Turner and Werner Lemberg

For full copyright notices consult the individual files in the package.

Permission is hereby granted, without written agreement and without license or royalty fees, to use, copy, modify, and distribute this software and its documentation for any purpose, provided that the above copyright notice and the following two paragraphs appear in all copies of this software.

IN NO EVENT SHALL THE COPYRIGHT HOLDER BE LIABLE TO ANY PARTY FOR DIRECT, INDIRECT, SPECIAL, INCIDENTAL, OR CONSEQUENTIAL DAMAGES ARISING OUT OF THE USE OF THIS SOFTWARE AND ITS DOCUMENTATION, EVEN IF THE COPYRIGHT HOLDER HAS BEEN ADVISED OF THE POSSIBILITY OF SUCH DAMAGE.

THE COPYRIGHT HOLDER SPECIFICALLY DISCLAIMS ANY WARRANTIES, INCLUDING, BUT NOT LIMITED TO, THE IMPLIED WARRANTIES OF MERCHANTABILITY AND FITNESS FOR A PARTICULAR PURPOSE. THE SOFTWARE PROVIDED HEREUNDER IS ON AN "AS IS" BASIS, AND THE COPYRIGHT HOLDER HAS NO OBLIGATION TO PROVIDE MAINTENANCE, SUPPORT, UPDATES, ENHANCEMENTS, OR MODIFICATIONS.

**Hdf5**

Copyright Notice and License Terms for  
HDF5 (Hierarchical Data Format 5) Software Library and Utilities

HDF5 (Hierarchical Data Format 5) Software Library and Utilities  
Copyright 2006 by The HDF Group.

NCSA HDF5 (Hierarchical Data Format 5) Software Library and Utilities  
Copyright 1998-2006 by The Board of Trustees of the University of Illinois.

All rights reserved.

Redistribution and use in source and binary forms, with or without  
modification, are permitted for any purpose (including commercial purposes)  
provided that the following conditions are met:

1. Redistributions of source code must retain the above copyright notice,  
this list of conditions, and the following disclaimer.
2. Redistributions in binary form must reproduce the above copyright notice,  
this list of conditions, and the following disclaimer in the documentation  
and/or materials provided with the distribution.
3. Neither the name of The HDF Group, the name of the University, nor the  
name of any Contributor may be used to endorse or promote products derived  
from this software without specific prior written permission from  
The HDF Group, the University, or the Contributor, respectively.

**DISCLAIMER:**

THIS SOFTWARE IS PROVIDED BY THE HDF GROUP AND THE CONTRIBUTORS  
"AS IS" WITH NO WARRANTY OF ANY KIND, EITHER EXPRESSED OR IMPLIED. IN NO  
EVENT SHALL THE HDF GROUP OR THE CONTRIBUTORS BE LIABLE FOR ANY DAMAGES  
SUFFERED BY THE USERS ARISING OUT OF THE USE OF THIS SOFTWARE, EVEN IF  
ADVISED OF THE POSSIBILITY OF SUCH DAMAGE.

You are under no obligation whatsoever to provide any bug fixes, patches, or  
upgrades to the features, functionality or performance of the source code  
("Enhancements") to anyone; however, if you choose to make your Enhancements  
available either publicly, or directly to The HDF Group, without imposing a  
separate written license agreement for such Enhancements, then you hereby  
grant the following license: a non-exclusive, royalty-free perpetual license  
to install, use, modify, prepare derivative works, incorporate into other  
computer software, distribute, and sublicense such enhancements or derivative  
works thereof, in binary and source code form.

Limited portions of HDF5 were developed by Lawrence Berkeley National  
Laboratory (LBNL). LBNL's Copyright Notice and Licensing Terms can be  
found here: COPYING\_LBNL\_HDF5 file in this directory or at  
[http://support.hdfgroup.org/ftp/HDF5/releases/COPYING\\_LBNL\\_HDF5](http://support.hdfgroup.org/ftp/HDF5/releases/COPYING_LBNL_HDF5).

Contributors: National Center for Supercomputing Applications (NCSA) at  
the University of Illinois, Fortner Software, Unidata Program Center  
(netCDF), The Independent JPEG Group (JPEG), Jean-loup Gailly and Mark Adler  
(gzip), and Digital Equipment Corporation (DEC).

Portions of HDF5 were developed with support from the Lawrence Berkeley  
National Laboratory (LBNL) and the United States Department of Energy  
under Prime Contract No. DE-AC02-05CH11231.

Portions of HDF5 were developed with support from Lawrence Livermore National Laboratory and the United States Department of Energy under Prime Contract No. DE-AC52-07NA27344.

-----

Portions of HDF5 were developed with support from the University of California, Lawrence Livermore National Laboratory (UC LLNL). The following statement applies to those portions of the product and must be retained in any redistribution of source code, binaries, documentation, and/or accompanying materials:

This work was partially produced at the University of California, Lawrence Livermore National Laboratory (UC LLNL) under contract no. W-7405-ENG-48 (Contract 48) between the U.S. Department of Energy (DOE) and The Regents of the University of California (University) for the operation of UC LLNL.

DISCLAIMER:

THIS WORK WAS PREPARED AS AN ACCOUNT OF WORK SPONSORED BY AN AGENCY OF THE UNITED STATES GOVERNMENT. NEITHER THE UNITED STATES GOVERNMENT NOR THE UNIVERSITY OF CALIFORNIA NOR ANY OF THEIR EMPLOYEES, MAKES ANY WARRANTY, EXPRESS OR IMPLIED, OR ASSUMES ANY LIABILITY OR RESPONSIBILITY FOR THE ACCURACY, COMPLETENESS, OR USEFULNESS OF ANY INFORMATION, APPARATUS, PRODUCT, OR PROCESS DISCLOSED, OR REPRESENTS THAT ITS USE WOULD NOT INFRINGE PRIVATELY- OWNED RIGHTS. REFERENCE HEREIN TO ANY SPECIFIC COMMERCIAL PRODUCTS, PROCESS, OR SERVICE BY TRADE NAME, TRADEMARK, MANUFACTURER, OR OTHERWISE, DOES NOT NECESSARILY CONSTITUTE OR IMPLY ITS ENDORSEMENT, RECOMMENDATION, OR FAVORING BY THE UNITED STATES GOVERNMENT OR THE UNIVERSITY OF CALIFORNIA. THE VIEWS AND OPINIONS OF AUTHORS EXPRESSED HEREIN DO NOT NECESSARILY STATE OR REFLECT THOSE OF THE UNITED STATES GOVERNMENT OR THE UNIVERSITY OF CALIFORNIA, AND SHALL NOT BE USED FOR ADVERTISING OR PRODUCT ENDORSEMENT PURPOSES.

-----

## HighFive

Boost Software License - Version 1.0 - August 17th, 2003

Permission is hereby granted, free of charge, to any person or organization obtaining a copy of the software and accompanying documentation covered by this license (the "Software") to use, reproduce, display, distribute, execute, and transmit the Software, and to prepare derivative works of the Software, and to permit third-parties to whom the Software is furnished to do so, all subject to the following:

The copyright notices in the Software and this entire statement, including the above license grant, this restriction and the following disclaimer, must be included in all copies of the Software, in whole or in part, and all derivative works of the Software, unless such copies or derivative works are solely in the form of machine-executable object code generated by a source language processor.

THE SOFTWARE IS PROVIDED "AS IS", WITHOUT WARRANTY OF ANY KIND, EXPRESS OR IMPLIED, INCLUDING BUT NOT LIMITED TO THE WARRANTIES OF MERCHANTABILITY, FITNESS FOR A PARTICULAR PURPOSE, TITLE AND NON-INFRINGEMENT. IN NO EVENT SHALL THE COPYRIGHT HOLDERS OR ANYONE DISTRIBUTING THE SOFTWARE BE LIABLE FOR ANY DAMAGES OR OTHER LIABILITY, WHETHER IN CONTRACT, TORT OR OTHERWISE, ARISING FROM, OUT OF OR IN CONNECTION WITH THE SOFTWARE OR THE USE OR OTHER DEALINGS IN THE SOFTWARE.

## Icu

UNICODE, INC. LICENSE AGREEMENT - DATA FILES AND SOFTWARE



See Terms of Use <<https://www.unicode.org/copyright.html>>  
for definitions of Unicode Inc.'s Data Files and Software.

NOTICE TO USER: Carefully read the following legal agreement.  
BY DOWNLOADING, INSTALLING, COPYING OR OTHERWISE USING UNICODE INC.'S  
DATA FILES ("DATA FILES"), AND/OR SOFTWARE ("SOFTWARE"),  
YOU UNEQUIVOCALLY ACCEPT, AND AGREE TO BE BOUND BY, ALL OF THE  
TERMS AND CONDITIONS OF THIS AGREEMENT.  
IF YOU DO NOT AGREE, DO NOT DOWNLOAD, INSTALL, COPY, DISTRIBUTE OR USE  
THE DATA FILES OR SOFTWARE.

#### COPYRIGHT AND PERMISSION NOTICE

Copyright © 1991-2022 Unicode, Inc. All rights reserved.  
Distributed under the Terms of Use in <https://www.unicode.org/copyright.html>.

Permission is hereby granted, free of charge, to any person obtaining  
a copy of the Unicode data files and any associated documentation  
(the "Data Files") or Unicode software and any associated documentation  
(the "Software") to deal in the Data Files or Software  
without restriction, including without limitation the rights to use,  
copy, modify, merge, publish, distribute, and/or sell copies of  
the Data Files or Software, and to permit persons to whom the Data Files  
or Software are furnished to do so, provided that either  
(a) this copyright and permission notice appear with all copies  
of the Data Files or Software, or  
(b) this copyright and permission notice appear in associated  
Documentation.

THE DATA FILES AND SOFTWARE ARE PROVIDED "AS IS", WITHOUT WARRANTY OF  
ANY KIND, EXPRESS OR IMPLIED, INCLUDING BUT NOT LIMITED TO THE  
WARRANTIES OF MERCHANTABILITY, FITNESS FOR A PARTICULAR PURPOSE AND  
NONINFRINGEMENT OF THIRD PARTY RIGHTS.  
IN NO EVENT SHALL THE COPYRIGHT HOLDER OR HOLDERS INCLUDED IN THIS  
NOTICE BE LIABLE FOR ANY CLAIM, OR ANY SPECIAL INDIRECT OR CONSEQUENTIAL  
DAMAGES, OR ANY DAMAGES WHATSOEVER RESULTING FROM LOSS OF USE,  
DATA OR PROFITS, WHETHER IN AN ACTION OF CONTRACT, NEGLIGENCE OR OTHER  
TORTIOUS ACTION, ARISING OUT OF OR IN CONNECTION WITH THE USE OR  
PERFORMANCE OF THE DATA FILES OR SOFTWARE.

Except as contained in this notice, the name of a copyright holder  
shall not be used in advertising or otherwise to promote the sale,  
use or other dealings in these Data Files or Software without prior  
written authorization of the copyright holder.

---

#### Third-Party Software Licenses

This section contains third-party software notices and/or additional  
terms for licensed third-party software components included within ICU  
libraries.

---

ICU License - ICU 1.8.1 to ICU 57.1

#### COPYRIGHT AND PERMISSION NOTICE

Copyright (c) 1995-2016 International Business Machines Corporation and others  
All rights reserved.

Permission is hereby granted, free of charge, to any person obtaining  
a copy of this software and associated documentation files (the  
"Software"), to deal in the Software without restriction, including  
without limitation the rights to use, copy, modify, merge, publish,  
distribute, and/or sell copies of the Software, and to permit persons  
to whom the Software is furnished to do so, provided that the above  
copyright notice(s) and this permission notice appear in all copies of  
the Software and that both the above copyright notice(s) and this

permission notice appear in supporting documentation.

THE SOFTWARE IS PROVIDED "AS IS", WITHOUT WARRANTY OF ANY KIND, EXPRESS OR IMPLIED, INCLUDING BUT NOT LIMITED TO THE WARRANTIES OF MERCHANTABILITY, FITNESS FOR A PARTICULAR PURPOSE AND NONINFRINGEMENT OF THIRD PARTY RIGHTS. IN NO EVENT SHALL THE COPYRIGHT HOLDER OR HOLDERS INCLUDED IN THIS NOTICE BE LIABLE FOR ANY CLAIM, OR ANY SPECIAL INDIRECT OR CONSEQUENTIAL DAMAGES, OR ANY DAMAGES WHATSOEVER RESULTING FROM LOSS OF USE, DATA OR PROFITS, WHETHER IN AN ACTION OF CONTRACT, NEGLIGENCE OR OTHER TORTIOUS ACTION, ARISING OUT OF OR IN CONNECTION WITH THE USE OR PERFORMANCE OF THIS SOFTWARE.

Except as contained in this notice, the name of a copyright holder shall not be used in advertising or otherwise to promote the sale, use or other dealings in this Software without prior written authorization of the copyright holder.

All trademarks and registered trademarks mentioned herein are the property of their respective owners.

-----  
Chinese/Japanese Word Break Dictionary Data (cjdict.txt)

```
# The Google Chrome software developed by Google is licensed under
# the BSD license. Other software included in this distribution is
# provided under other licenses, as set forth below.
#
# The BSD License
# http://opensource.org/licenses/bsd-license.php
# Copyright (C) 2006-2008, Google Inc.
#
# All rights reserved.
#
# Redistribution and use in source and binary forms, with or without
# modification, are permitted provided that the following conditions are met:
#
# Redistributions of source code must retain the above copyright notice,
# this list of conditions and the following disclaimer.
# Redistributions in binary form must reproduce the above
# copyright notice, this list of conditions and the following
# disclaimer in the documentation and/or other materials provided with
# the distribution.
# Neither the name of Google Inc. nor the names of its
# contributors may be used to endorse or promote products derived from
# this software without specific prior written permission.
#
# THIS SOFTWARE IS PROVIDED BY THE COPYRIGHT HOLDERS AND
# CONTRIBUTORS "AS IS" AND ANY EXPRESS OR IMPLIED WARRANTIES,
# INCLUDING, BUT NOT LIMITED TO, THE IMPLIED WARRANTIES OF
# MERCHANTABILITY AND FITNESS FOR A PARTICULAR PURPOSE ARE
# DISCLAIMED. IN NO EVENT SHALL THE COPYRIGHT OWNER OR CONTRIBUTORS BE
# LIABLE FOR ANY DIRECT, INDIRECT, INCIDENTAL, SPECIAL, EXEMPLARY, OR
# CONSEQUENTIAL DAMAGES (INCLUDING, BUT NOT LIMITED TO, PROCUREMENT OF
# SUBSTITUTE GOODS OR SERVICES; LOSS OF USE, DATA, OR PROFITS; OR
# BUSINESS INTERRUPTION) HOWEVER CAUSED AND ON ANY THEORY OF
# LIABILITY, WHETHER IN CONTRACT, STRICT LIABILITY, OR TORT (INCLUDING
# NEGLIGENCE OR OTHERWISE) ARISING IN ANY WAY OUT OF THE USE OF THIS
# SOFTWARE, EVEN IF ADVISED OF THE POSSIBILITY OF SUCH DAMAGE.
#
#
# The word list in cjdict.txt are generated by combining three word lists
# listed below with further processing for compound word breaking. The
# frequency is generated with an iterative training against Google web
# corpora.
#
# * Libtabe (Chinese)
# - https://sourceforge.net/project/?group_id=1519
# - Its license terms and conditions are shown below.
```

```

#
# * IPADIC (Japanese)
#   - http://chasen.aist-nara.ac.jp/chasen/distribution.html
#   - Its license terms and conditions are shown below.
#
# -----COPYING.libtabe ---- BEGIN-----
#
# /*
# * Copyright (c) 1999 TaBE Project.
# * Copyright (c) 1999 Pai-Hsiang Hsiao.
# * All rights reserved.
# *
# * Redistribution and use in source and binary forms, with or without
# * modification, are permitted provided that the following conditions
# * are met:
# *
# * . Redistributions of source code must retain the above copyright
# * notice, this list of conditions and the following disclaimer.
# * . Redistributions in binary form must reproduce the above copyright
# * notice, this list of conditions and the following disclaimer in
# * the documentation and/or other materials provided with the
# * distribution.
# * . Neither the name of the TaBE Project nor the names of its
# * contributors may be used to endorse or promote products derived
# * from this software without specific prior written permission.
# *
# * THIS SOFTWARE IS PROVIDED BY THE COPYRIGHT HOLDERS AND CONTRIBUTORS
# * "AS IS" AND ANY EXPRESS OR IMPLIED WARRANTIES, INCLUDING, BUT NOT
# * LIMITED TO, THE IMPLIED WARRANTIES OF MERCHANTABILITY AND FITNESS
# * FOR A PARTICULAR PURPOSE ARE DISCLAIMED. IN NO EVENT SHALL THE
# * REGENTS OR CONTRIBUTORS BE LIABLE FOR ANY DIRECT, INDIRECT,
# * INCIDENTAL, SPECIAL, EXEMPLARY, OR CONSEQUENTIAL DAMAGES
# * (INCLUDING, BUT NOT LIMITED TO, PROCUREMENT OF SUBSTITUTE GOODS OR
# * SERVICES; LOSS OF USE, DATA, OR PROFITS; OR BUSINESS INTERRUPTION)
# * HOWEVER CAUSED AND ON ANY THEORY OF LIABILITY, WHETHER IN CONTRACT,
# * STRICT LIABILITY, OR TORT (INCLUDING NEGLIGENCE OR OTHERWISE)
# * ARISING IN ANY WAY OUT OF THE USE OF THIS SOFTWARE, EVEN IF ADVISED
# * OF THE POSSIBILITY OF SUCH DAMAGE.
# */
#
# /*
# * Copyright (c) 1999 Computer Systems and Communication Lab,
# * Institute of Information Science, Academia
# * Sinica. All rights reserved.
# *
# * Redistribution and use in source and binary forms, with or without
# * modification, are permitted provided that the following conditions
# * are met:
# *
# * . Redistributions of source code must retain the above copyright
# * notice, this list of conditions and the following disclaimer.
# * . Redistributions in binary form must reproduce the above copyright
# * notice, this list of conditions and the following disclaimer in
# * the documentation and/or other materials provided with the
# * distribution.
# * . Neither the name of the Computer Systems and Communication Lab
# * nor the names of its contributors may be used to endorse or
# * promote products derived from this software without specific
# * prior written permission.
# *
# * THIS SOFTWARE IS PROVIDED BY THE COPYRIGHT HOLDERS AND CONTRIBUTORS
# * "AS IS" AND ANY EXPRESS OR IMPLIED WARRANTIES, INCLUDING, BUT NOT
# * LIMITED TO, THE IMPLIED WARRANTIES OF MERCHANTABILITY AND FITNESS
# * FOR A PARTICULAR PURPOSE ARE DISCLAIMED. IN NO EVENT SHALL THE
# * REGENTS OR CONTRIBUTORS BE LIABLE FOR ANY DIRECT, INDIRECT,
# * INCIDENTAL, SPECIAL, EXEMPLARY, OR CONSEQUENTIAL DAMAGES
# * (INCLUDING, BUT NOT LIMITED TO, PROCUREMENT OF SUBSTITUTE GOODS OR
# * SERVICES; LOSS OF USE, DATA, OR PROFITS; OR BUSINESS INTERRUPTION)
# * HOWEVER CAUSED AND ON ANY THEORY OF LIABILITY, WHETHER IN CONTRACT,
# * STRICT LIABILITY, OR TORT (INCLUDING NEGLIGENCE OR OTHERWISE)

```

```

# * ARISING IN ANY WAY OUT OF THE USE OF THIS SOFTWARE, EVEN IF ADVISED
# * OF THE POSSIBILITY OF SUCH DAMAGE.
# */
#
# Copyright 1996 Chih-Hao Tsai @ Beckman Institute,
# University of Illinois
# c-tsai4@uiuc.edu http://casper.beckman.uiuc.edu/~c-tsai4
# -----COPYING.libtabe-----END-----
#
# -----COPYING.ipadic-----BEGIN-----
#
# Copyright 2000, 2001, 2002, 2003 Nara Institute of Science
# and Technology. All Rights Reserved.
#
# Use, reproduction, and distribution of this software is permitted.
# Any copy of this software, whether in its original form or modified,
# must include both the above copyright notice and the following
# paragraphs.
#
# Nara Institute of Science and Technology (NAIST),
# the copyright holders, disclaims all warranties with regard to this
# software, including all implied warranties of merchantability and
# fitness, in no event shall NAIST be liable for
# any special, indirect or consequential damages or any damages
# whatsoever resulting from loss of use, data or profits, whether in an
# action of contract, negligence or other tortuous action, arising out
# of or in connection with the use or performance of this software.
#
# A large portion of the dictionary entries
# originate from ICOT Free Software. The following conditions for ICOT
# Free Software applies to the current dictionary as well.
#
# Each User may also freely distribute the Program, whether in its
# original form or modified, to any third party or parties, PROVIDED
# that the provisions of Section 3 ("NO WARRANTY") will ALWAYS appear
# on, or be attached to, the Program, which is distributed substantially
# in the same form as set out herein and that such intended
# distribution, if actually made, will neither violate or otherwise
# contravene any of the laws and regulations of the countries having
# jurisdiction over the User or the intended distribution itself.
#
# NO WARRANTY
#
# The program was produced on an experimental basis in the course of the
# research and development conducted during the project and is provided
# to users as so produced on an experimental basis. Accordingly, the
# program is provided without any warranty whatsoever, whether express,
# implied, statutory or otherwise. The term "warranty" used herein
# includes, but is not limited to, any warranty of the quality,
# performance, merchantability and fitness for a particular purpose of
# the program and the nonexistence of any infringement or violation of
# any right of any third party.
#
# Each user of the program will agree and understand, and be deemed to
# have agreed and understood, that there is no warranty whatsoever for
# the program and, accordingly, the entire risk arising from or
# otherwise connected with the program is assumed by the user.
#
# Therefore, neither ICOT, the copyright holder, or any other
# organization that participated in or was otherwise related to the
# development of the program and their respective officials, directors,
# officers and other employees shall be held liable for any and all
# damages, including, without limitation, general, special, incidental
# and consequential damages, arising out of or otherwise in connection
# with the use or inability to use the program or any product, material
# or result produced or otherwise obtained by using the program,
# regardless of whether they have been advised of, or otherwise had
# knowledge of, the possibility of such damages at any time during the

```

```

# project or thereafter. Each user will be deemed to have agreed to the
# foregoing by his or her commencement of use of the program. The term
# "use" as used herein includes, but is not limited to, the use,
# modification, copying and distribution of the program and the
# production of secondary products from the program.
#
# In the case where the program, whether in its original form or
# modified, was distributed or delivered to or received by a user from
# any person, organization or entity other than ICOT, unless it makes or
# grants independently of ICOT any specific warranty to the user in
# writing, such person, organization or entity, will also be exempted
# from and not be held liable to the user for any such damages as noted
# above as far as the program is concerned.
#
# -----COPYING.ipadic-----END-----

```

---

Lao Word Break Dictionary Data (laodict.txt)

```

# Copyright (C) 2016 and later: Unicode, Inc. and others.
# License & terms of use: http://www.unicode.org/copyright.html
# Copyright (c) 2015 International Business Machines Corporation
# and others. All Rights Reserved.
#
# Project: https://github.com/rober42539/lao-dictionary
# Dictionary: https://github.com/rober42539/lao-dictionary/laodict.txt
# License: https://github.com/rober42539/lao-dictionary/LICENSE.txt
#         (copied below)
#
# This file is derived from the above dictionary version of Nov 22, 2020
# -----
# Copyright (C) 2013 Brian Eugene Wilson, Robert Martin Campbell.
# All rights reserved.
#
# Redistribution and use in source and binary forms, with or without
# modification, are permitted provided that the following conditions are met:
#
# Redistributions of source code must retain the above copyright notice, this
# list of conditions and the following disclaimer. Redistributions in binary
# form must reproduce the above copyright notice, this list of conditions and
# the following disclaimer in the documentation and/or other materials
# provided with the distribution.
#
# THIS SOFTWARE IS PROVIDED BY THE COPYRIGHT HOLDERS AND CONTRIBUTORS
# "AS IS" AND ANY EXPRESS OR IMPLIED WARRANTIES, INCLUDING, BUT NOT
# LIMITED TO, THE IMPLIED WARRANTIES OF MERCHANTABILITY AND FITNESS
# FOR A PARTICULAR PURPOSE ARE DISCLAIMED. IN NO EVENT SHALL THE
# COPYRIGHT HOLDER OR CONTRIBUTORS BE LIABLE FOR ANY DIRECT,
# INDIRECT, INCIDENTAL, SPECIAL, EXEMPLARY, OR CONSEQUENTIAL DAMAGES
# (INCLUDING, BUT NOT LIMITED TO, PROCUREMENT OF SUBSTITUTE GOODS OR
# SERVICES; LOSS OF USE, DATA, OR PROFITS; OR BUSINESS INTERRUPTION)
# HOWEVER CAUSED AND ON ANY THEORY OF LIABILITY, WHETHER IN CONTRACT,
# STRICT LIABILITY, OR TORT (INCLUDING NEGLIGENCE OR OTHERWISE)
# ARISING IN ANY WAY OUT OF THE USE OF THIS SOFTWARE, EVEN IF ADVISED
# OF THE POSSIBILITY OF SUCH DAMAGE.
# -----

```

---

Burmese Word Break Dictionary Data (burmesedict.txt)

```

# Copyright (c) 2014 International Business Machines Corporation
# and others. All Rights Reserved.
#
# This list is part of a project hosted at:
#   github.com/kanyawtech/myanmar-karen-word-lists
#
# -----
# Copyright (c) 2013, LeRoy Benjamin Sharon

```

```

# All rights reserved.
#
# Redistribution and use in source and binary forms, with or without
# modification, are permitted provided that the following conditions
# are met: Redistributions of source code must retain the above
# copyright notice, this list of conditions and the following
# disclaimer. Redistributions in binary form must reproduce the
# above copyright notice, this list of conditions and the following
# disclaimer in the documentation and/or other materials provided
# with the distribution.
#
# Neither the name Myanmar Karen Word Lists, nor the names of its
# contributors may be used to endorse or promote products derived
# from this software without specific prior written permission.
#
# THIS SOFTWARE IS PROVIDED BY THE COPYRIGHT HOLDERS AND
# CONTRIBUTORS "AS IS" AND ANY EXPRESS OR IMPLIED WARRANTIES,
# INCLUDING, BUT NOT LIMITED TO, THE IMPLIED WARRANTIES OF
# MERCHANTABILITY AND FITNESS FOR A PARTICULAR PURPOSE ARE
# DISCLAIMED. IN NO EVENT SHALL THE COPYRIGHT HOLDER OR CONTRIBUTORS
# BE LIABLE FOR ANY DIRECT, INDIRECT, INCIDENTAL, SPECIAL,
# EXEMPLARY, OR CONSEQUENTIAL DAMAGES (INCLUDING, BUT NOT LIMITED
# TO, PROCUREMENT OF SUBSTITUTE GOODS OR SERVICES; LOSS OF USE,
# DATA, OR PROFITS; OR BUSINESS INTERRUPTION) HOWEVER CAUSED AND ON
# ANY THEORY OF LIABILITY, WHETHER IN CONTRACT, STRICT LIABILITY, OR
# TORT (INCLUDING NEGLIGENCE OR OTHERWISE) ARISING IN ANY WAY OUT OF
# THE USE OF THIS SOFTWARE, EVEN IF ADVISED OF THE POSSIBILITY OF
# SUCH DAMAGE.
# -----

```

#### Time Zone Database

ICU uses the public domain data and code derived from Time Zone Database for its time zone support. The ownership of the TZ database is explained in BCP 175: Procedure for Maintaining the Time Zone Database section 7.

```

# 7. Database Ownership
#
# The TZ database itself is not an IETF Contribution or an IETF
# document. Rather it is a pre-existing and regularly updated work
# that is in the public domain, and is intended to remain in the
# public domain. Therefore, BCPs 78 [RFC5378] and 79 [RFC3979] do
# not apply to the TZ Database or contributions that individuals make
# to it. Should any claims be made and substantiated against the TZ
# Database, the organization that is providing the IANA
# Considerations defined in this RFC, under the memorandum of
# understanding with the IETF, currently ICANN, may act in accordance
# with all competent court orders. No ownership claims will be made
# by ICANN or the IETF Trust on the database or the code. Any person
# making a contribution to the database or code waives all rights to
# future claims in that contribution or in the TZ Database.

```

#### Google double-conversion

Copyright 2006-2011, the V8 project authors. All rights reserved. Redistribution and use in source and binary forms, with or without modification, are permitted provided that the following conditions are met:

- \* Redistributions of source code must retain the above copyright notice, this list of conditions and the following disclaimer.
- \* Redistributions in binary form must reproduce the above copyright notice, this list of conditions and the following disclaimer in the documentation and/or other materials provided with the distribution.

\* Neither the name of Google Inc. nor the names of its contributors may be used to endorse or promote products derived from this software without specific prior written permission.

THIS SOFTWARE IS PROVIDED BY THE COPYRIGHT HOLDERS AND CONTRIBUTORS "AS IS" AND ANY EXPRESS OR IMPLIED WARRANTIES, INCLUDING, BUT NOT LIMITED TO, THE IMPLIED WARRANTIES OF MERCHANTABILITY AND FITNESS FOR A PARTICULAR PURPOSE ARE DISCLAIMED. IN NO EVENT SHALL THE COPYRIGHT OWNER OR CONTRIBUTORS BE LIABLE FOR ANY DIRECT, INDIRECT, INCIDENTAL, SPECIAL, EXEMPLARY, OR CONSEQUENTIAL DAMAGES (INCLUDING, BUT NOT LIMITED TO, PROCUREMENT OF SUBSTITUTE GOODS OR SERVICES; LOSS OF USE, DATA, OR PROFITS; OR BUSINESS INTERRUPTION) HOWEVER CAUSED AND ON ANY THEORY OF LIABILITY, WHETHER IN CONTRACT, STRICT LIABILITY, OR TORT (INCLUDING NEGLIGENCE OR OTHERWISE) ARISING IN ANY WAY OUT OF THE USE OF THIS SOFTWARE, EVEN IF ADVISED OF THE POSSIBILITY OF SUCH DAMAGE.

---

File: aclocal.m4 (only for ICU4C)  
Section: pkg.m4 - Macros to locate and utilise pkg-config.

Copyright © 2004 Scott James Remnant <scott@netsplit.com>.  
Copyright © 2012-2015 Dan Nicholson <dbn.lists@gmail.com>

This program is free software; you can redistribute it and/or modify it under the terms of the GNU General Public License as published by the Free Software Foundation; either version 2 of the License, or (at your option) any later version.

This program is distributed in the hope that it will be useful, but WITHOUT ANY WARRANTY; without even the implied warranty of MERCHANTABILITY or FITNESS FOR A PARTICULAR PURPOSE. See the GNU General Public License for more details.

You should have received a copy of the GNU General Public License along with this program; if not, write to the Free Software Foundation, Inc., 59 Temple Place - Suite 330, Boston, MA 02111-1307, USA.

As a special exception to the GNU General Public License, if you distribute this file as part of a program that contains a configuration script generated by Autoconf, you may include it under the same distribution terms that you use for the rest of that program.

(The condition for the exception is fulfilled because ICU4C includes a configuration script generated by Autoconf, namely the `configure` script.)

---

File: config.guess (only for ICU4C)

This file is free software; you can redistribute it and/or modify it under the terms of the GNU General Public License as published by the Free Software Foundation; either version 3 of the License, or (at your option) any later version.

This program is distributed in the hope that it will be useful, but WITHOUT ANY WARRANTY; without even the implied warranty of MERCHANTABILITY or FITNESS FOR A PARTICULAR PURPOSE. See the GNU General Public License for more details.

You should have received a copy of the GNU General Public License along with this program; if not, see <<https://www.gnu.org/licenses/>>.

As a special exception to the GNU General Public License, if you

distribute this file as part of a program that contains a configuration script generated by Autoconf, you may include it under the same distribution terms that you use for the rest of that program. This Exception is an additional permission under section 7 of the GNU General Public License, version 3 ("GPLv3").

(The condition for the exception is fulfilled because ICU4C includes a configuration script generated by Autoconf, namely the `configure` script.)

-----  
File: install-sh (only for ICU4C)

Copyright 1991 by the Massachusetts Institute of Technology

Permission to use, copy, modify, distribute, and sell this software and its documentation for any purpose is hereby granted without fee, provided that the above copyright notice appear in all copies and that both that copyright notice and this permission notice appear in supporting documentation, and that the name of M.I.T. not be used in advertising or publicity pertaining to distribution of the software without specific, written prior permission. M.I.T. makes no representations about the suitability of this software for any purpose. It is provided "as is" without express or implied warranty.

### Jsoncpp

The JsonCpp library's source code, including accompanying documentation, tests and demonstration applications, are licensed under the following conditions...

Baptiste Lepilleur and The JsonCpp Authors explicitly disclaim copyright in all jurisdictions which recognize such a disclaimer. In such jurisdictions, this software is released into the Public Domain.

In jurisdictions which do not recognize Public Domain property (e.g. Germany as of 2010), this software is Copyright (c) 2007-2010 by Baptiste Lepilleur and The JsonCpp Authors, and is released under the terms of the MIT License (see below).

In jurisdictions which recognize Public Domain property, the user of this software may choose to accept it either as 1) Public Domain, 2) under the conditions of the MIT License (see below), or 3) under the terms of dual Public Domain/MIT License conditions described here, as they choose.

The MIT License is about as close to Public Domain as a license can get, and is described in clear, concise terms at:

[http://en.wikipedia.org/wiki/MIT\\_License](http://en.wikipedia.org/wiki/MIT_License)

The full text of the MIT License follows:

=====  
Copyright (c) 2007-2010 Baptiste Lepilleur and The JsonCpp Authors

Permission is hereby granted, free of charge, to any person obtaining a copy of this software and associated documentation files (the "Software"), to deal in the Software without restriction, including without limitation the rights to use, copy, modify, merge, publish, distribute, sublicense, and/or sell copies of the Software, and to permit persons to whom the Software is furnished to do so, subject to the following conditions:

The above copyright notice and this permission notice shall be included in all copies or substantial portions of the Software.

THE SOFTWARE IS PROVIDED "AS IS", WITHOUT WARRANTY OF ANY KIND,



EXPRESS OR IMPLIED, INCLUDING BUT NOT LIMITED TO THE WARRANTIES OF MERCHANTABILITY, FITNESS FOR A PARTICULAR PURPOSE AND NONINFRINGEMENT. IN NO EVENT SHALL THE AUTHORS OR COPYRIGHT HOLDERS BE LIABLE FOR ANY CLAIM, DAMAGES OR OTHER LIABILITY, WHETHER IN AN ACTION OF CONTRACT, TORT OR OTHERWISE, ARISING FROM, OUT OF OR IN CONNECTION WITH THE SOFTWARE OR THE USE OR OTHER DEALINGS IN THE SOFTWARE.

=====  
(END LICENSE TEXT)

The MIT license is compatible with both the GPL and commercial software, affording one all of the rights of Public Domain with the minor nuisance of being required to keep the above copyright notice and license text in the source code. Note also that by accepting the Public Domain "license" you can re-license your copy using whatever license you like.

### Libharu

Copyright (C) 1999-2006 Takeshi Kanno  
Copyright (C) 2007-2009 Antony Dovgal

This software is provided 'as-is', without any express or implied warranty.

In no event will the authors be held liable for any damages arising from the use of this software.

Permission is granted to anyone to use this software for any purpose, including commercial applications, and to alter it and redistribute it freely, subject to the following restrictions:

1. The origin of this software must not be misrepresented; you must not claim that you wrote the original software. If you use this software in a product, an acknowledgment in the product documentation would be appreciated but is not required.
2. Altered source versions must be plainly marked as such, and must not be misrepresented as being the original software.
3. This notice may not be removed or altered from any source distribution.

### Libiconv

GNU LIBRARY GENERAL PUBLIC LICENSE  
Version 2, June 1991

Copyright (C) 1991 Free Software Foundation, Inc.  
51 Franklin Street, Fifth Floor, Boston, MA 02110-1301, USA  
Everyone is permitted to copy and distribute verbatim copies of this license document, but changing it is not allowed.

[This is the first released version of the library GPL. It is numbered 2 because it goes with version 2 of the ordinary GPL.]

#### Preamble

The licenses for most software are designed to take away your freedom to share and change it. By contrast, the GNU General Public Licenses are intended to guarantee your freedom to share and change free software--to make sure the software is free for all its users.

This license, the Library General Public License, applies to some specially designated Free Software Foundation software, and to any other libraries whose authors decide to use it. You can use it for your libraries, too.

When we speak of free software, we are referring to freedom, not price. Our General Public Licenses are designed to make sure that you have the freedom to distribute copies of free software (and charge for

this service if you wish), that you receive source code or can get it if you want it, that you can change the software or use pieces of it in new free programs; and that you know you can do these things.

To protect your rights, we need to make restrictions that forbid anyone to deny you these rights or to ask you to surrender the rights. These restrictions translate to certain responsibilities for you if you distribute copies of the library, or if you modify it.

For example, if you distribute copies of the library, whether gratis or for a fee, you must give the recipients all the rights that we gave you. You must make sure that they, too, receive or can get the source code. If you link a program with the library, you must provide complete object files to the recipients so that they can relink them with the library, after making changes to the library and recompiling it. And you must show them these terms so they know their rights.

Our method of protecting your rights has two steps: (1) copyright the library, and (2) offer you this license which gives you legal permission to copy, distribute and/or modify the library.

Also, for each distributor's protection, we want to make certain that everyone understands that there is no warranty for this free library. If the library is modified by someone else and passed on, we want its recipients to know that what they have is not the original version, so that any problems introduced by others will not reflect on the original authors' reputations.

Finally, any free program is threatened constantly by software patents. We wish to avoid the danger that companies distributing free software will individually obtain patent licenses, thus in effect transforming the program into proprietary software. To prevent this, we have made it clear that any patent must be licensed for everyone's free use or not licensed at all.

Most GNU software, including some libraries, is covered by the ordinary GNU General Public License, which was designed for utility programs. This license, the GNU Library General Public License, applies to certain designated libraries. This license is quite different from the ordinary one; be sure to read it in full, and don't assume that anything in it is the same as in the ordinary license.

The reason we have a separate public license for some libraries is that they blur the distinction we usually make between modifying or adding to a program and simply using it. Linking a program with a library, without changing the library, is in some sense simply using the library, and is analogous to running a utility program or application program. However, in a textual and legal sense, the linked executable is a combined work, a derivative of the original library, and the ordinary General Public License treats it as such.

Because of this blurred distinction, using the ordinary General Public License for libraries did not effectively promote software sharing, because most developers did not use the libraries. We concluded that weaker conditions might promote sharing better.

However, unrestricted linking of non-free programs would deprive the users of those programs of all benefit from the free status of the libraries themselves. This Library General Public License is intended to permit developers of non-free programs to use free libraries, while preserving your freedom as a user of such programs to change the free libraries that are incorporated in them. (We have not seen how to achieve this as regards changes in header files, but we have achieved it as regards changes in the actual functions of the Library.) The hope is that this will lead to faster development of free libraries.

The precise terms and conditions for copying, distribution and modification follow. Pay close attention to the difference between a "work based on the library" and a "work that uses the library". The former contains code derived from the library, while the latter only

works together with the library.

Note that it is possible for a library to be covered by the ordinary General Public License rather than by this special one.

GNU LIBRARY GENERAL PUBLIC LICENSE  
TERMS AND CONDITIONS FOR COPYING, DISTRIBUTION AND MODIFICATION

0. This License Agreement applies to any software library which contains a notice placed by the copyright holder or other authorized party saying it may be distributed under the terms of this Library General Public License (also called "this License"). Each licensee is addressed as "you".

A "library" means a collection of software functions and/or data prepared so as to be conveniently linked with application programs (which use some of those functions and data) to form executables.

The "Library", below, refers to any such software library or work which has been distributed under these terms. A "work based on the Library" means either the Library or any derivative work under copyright law: that is to say, a work containing the Library or a portion of it, either verbatim or with modifications and/or translated straightforwardly into another language. (Hereinafter, translation is included without limitation in the term "modification".)

"Source code" for a work means the preferred form of the work for making modifications to it. For a library, complete source code means all the source code for all modules it contains, plus any associated interface definition files, plus the scripts used to control compilation and installation of the library.

Activities other than copying, distribution and modification are not covered by this License; they are outside its scope. The act of running a program using the Library is not restricted, and output from such a program is covered only if its contents constitute a work based on the Library (independent of the use of the Library in a tool for writing it). Whether that is true depends on what the Library does and what the program that uses the Library does.

1. You may copy and distribute verbatim copies of the Library's complete source code as you receive it, in any medium, provided that you conspicuously and appropriately publish on each copy an appropriate copyright notice and disclaimer of warranty; keep intact all the notices that refer to this License and to the absence of any warranty; and distribute a copy of this License along with the Library.

You may charge a fee for the physical act of transferring a copy, and you may at your option offer warranty protection in exchange for a fee.

2. You may modify your copy or copies of the Library or any portion of it, thus forming a work based on the Library, and copy and distribute such modifications or work under the terms of Section 1 above, provided that you also meet all of these conditions:

- a) The modified work must itself be a software library.
- b) You must cause the files modified to carry prominent notices stating that you changed the files and the date of any change.
- c) You must cause the whole of the work to be licensed at no charge to all third parties under the terms of this License.
- d) If a facility in the modified Library refers to a function or a table of data to be supplied by an application program that uses the facility, other than as an argument passed when the facility is invoked, then you must make a good faith effort to ensure that, in the event an application does not supply such function or

table, the facility still operates, and performs whatever part of its purpose remains meaningful.

(For example, a function in a library to compute square roots has a purpose that is entirely well-defined independent of the application. Therefore, Subsection 2d requires that any application-supplied function or table used by this function must be optional: if the application does not supply it, the square root function must still compute square roots.)

These requirements apply to the modified work as a whole. If identifiable sections of that work are not derived from the Library, and can be reasonably considered independent and separate works in themselves, then this License, and its terms, do not apply to those sections when you distribute them as separate works. But when you distribute the same sections as part of a whole which is a work based on the Library, the distribution of the whole must be on the terms of this License, whose permissions for other licensees extend to the entire whole, and thus to each and every part regardless of who wrote it.

Thus, it is not the intent of this section to claim rights or contest your rights to work written entirely by you; rather, the intent is to exercise the right to control the distribution of derivative or collective works based on the Library.

In addition, mere aggregation of another work not based on the Library with the Library (or with a work based on the Library) on a volume of a storage or distribution medium does not bring the other work under the scope of this License.

3. You may opt to apply the terms of the ordinary GNU General Public License instead of this License to a given copy of the Library. To do this, you must alter all the notices that refer to this License, so that they refer to the ordinary GNU General Public License, version 2, instead of to this License. (If a newer version than version 2 of the ordinary GNU General Public License has appeared, then you can specify that version instead if you wish.) Do not make any other change in these notices.

Once this change is made in a given copy, it is irreversible for that copy, so the ordinary GNU General Public License applies to all subsequent copies and derivative works made from that copy.

This option is useful when you wish to copy part of the code of the Library into a program that is not a library.

4. You may copy and distribute the Library (or a portion or derivative of it, under Section 2) in object code or executable form under the terms of Sections 1 and 2 above provided that you accompany it with the complete corresponding machine-readable source code, which must be distributed under the terms of Sections 1 and 2 above on a medium customarily used for software interchange.

If distribution of object code is made by offering access to copy from a designated place, then offering equivalent access to copy the source code from the same place satisfies the requirement to distribute the source code, even though third parties are not compelled to copy the source along with the object code.

5. A program that contains no derivative of any portion of the Library, but is designed to work with the Library by being compiled or linked with it, is called a "work that uses the Library". Such a work, in isolation, is not a derivative work of the Library, and therefore falls outside the scope of this License.

However, linking a "work that uses the Library" with the Library creates an executable that is a derivative of the Library (because it contains portions of the Library), rather than a "work that uses the library". The executable is therefore covered by this License.

Section 6 states terms for distribution of such executables.

When a "work that uses the Library" uses material from a header file that is part of the Library, the object code for the work may be a derivative work of the Library even though the source code is not. Whether this is true is especially significant if the work can be linked without the Library, or if the work is itself a library. The threshold for this to be true is not precisely defined by law.

If such an object file uses only numerical parameters, data structure layouts and accessors, and small macros and small inline functions (ten lines or less in length), then the use of the object file is unrestricted, regardless of whether it is legally a derivative work. (Executables containing this object code plus portions of the Library will still fall under Section 6.)

Otherwise, if the work is a derivative of the Library, you may distribute the object code for the work under the terms of Section 6. Any executables containing that work also fall under Section 6, whether or not they are linked directly with the Library itself.

6. As an exception to the Sections above, you may also compile or link a "work that uses the Library" with the Library to produce a work containing portions of the Library, and distribute that work under terms of your choice, provided that the terms permit modification of the work for the customer's own use and reverse engineering for debugging such modifications.

You must give prominent notice with each copy of the work that the Library is used in it and that the Library and its use are covered by this License. You must supply a copy of this License. If the work during execution displays copyright notices, you must include the copyright notice for the Library among them, as well as a reference directing the user to the copy of this License. Also, you must do one of these things:

- a) Accompany the work with the complete corresponding machine-readable source code for the Library including whatever changes were used in the work (which must be distributed under Sections 1 and 2 above); and, if the work is an executable linked with the Library, with the complete machine-readable "work that uses the Library", as object code and/or source code, so that the user can modify the Library and then relink to produce a modified executable containing the modified Library. (It is understood that the user who changes the contents of definitions files in the Library will not necessarily be able to recompile the application to use the modified definitions.)
- b) Accompany the work with a written offer, valid for at least three years, to give the same user the materials specified in Subsection 6a, above, for a charge no more than the cost of performing this distribution.
- c) If distribution of the work is made by offering access to copy from a designated place, offer equivalent access to copy the above specified materials from the same place.
- d) Verify that the user has already received a copy of these materials or that you have already sent this user a copy.

For an executable, the required form of the "work that uses the Library" must include any data and utility programs needed for reproducing the executable from it. However, as a special exception, the source code distributed need not include anything that is normally distributed (in either source or binary form) with the major components (compiler, kernel, and so on) of the operating system on which the executable runs, unless that component itself accompanies the executable.

It may happen that this requirement contradicts the license

restrictions of other proprietary libraries that do not normally accompany the operating system. Such a contradiction means you cannot use both them and the Library together in an executable that you distribute.

7. You may place library facilities that are a work based on the Library side-by-side in a single library together with other library facilities not covered by this License, and distribute such a combined library, provided that the separate distribution of the work based on the Library and of the other library facilities is otherwise permitted, and provided that you do these two things:

- a) Accompany the combined library with a copy of the same work based on the Library, uncombined with any other library facilities. This must be distributed under the terms of the Sections above.
- b) Give prominent notice with the combined library of the fact that part of it is a work based on the Library, and explaining where to find the accompanying uncombined form of the same work.

8. You may not copy, modify, sublicense, link with, or distribute the Library except as expressly provided under this License. Any attempt otherwise to copy, modify, sublicense, link with, or distribute the Library is void, and will automatically terminate your rights under this License. However, parties who have received copies, or rights, from you under this License will not have their licenses terminated so long as such parties remain in full compliance.

9. You are not required to accept this License, since you have not signed it. However, nothing else grants you permission to modify or distribute the Library or its derivative works. These actions are prohibited by law if you do not accept this License. Therefore, by modifying or distributing the Library (or any work based on the Library), you indicate your acceptance of this License to do so, and all its terms and conditions for copying, distributing or modifying the Library or works based on it.

10. Each time you redistribute the Library (or any work based on the Library), the recipient automatically receives a license from the original licensor to copy, distribute, link with or modify the Library subject to these terms and conditions. You may not impose any further restrictions on the recipients' exercise of the rights granted herein. You are not responsible for enforcing compliance by third parties to this License.

11. If, as a consequence of a court judgment or allegation of patent infringement or for any other reason (not limited to patent issues), conditions are imposed on you (whether by court order, agreement or otherwise) that contradict the conditions of this License, they do not excuse you from the conditions of this License. If you cannot distribute so as to satisfy simultaneously your obligations under this License and any other pertinent obligations, then as a consequence you may not distribute the Library at all. For example, if a patent license would not permit royalty-free redistribution of the Library by all those who receive copies directly or indirectly through you, then the only way you could satisfy both it and this License would be to refrain entirely from distribution of the Library.

If any portion of this section is held invalid or unenforceable under any particular circumstance, the balance of the section is intended to apply, and the section as a whole is intended to apply in other circumstances.

It is not the purpose of this section to induce you to infringe any patents or other property right claims or to contest validity of any such claims; this section has the sole purpose of protecting the integrity of the free software distribution system which is implemented by public license practices. Many people have made generous contributions to the wide range of software distributed through that system in reliance on consistent application of that

system; it is up to the author/donor to decide if he or she is willing to distribute software through any other system and a licensee cannot impose that choice.

This section is intended to make thoroughly clear what is believed to be a consequence of the rest of this License.

12. If the distribution and/or use of the Library is restricted in certain countries either by patents or by copyrighted interfaces, the original copyright holder who places the Library under this License may add an explicit geographical distribution limitation excluding those countries, so that distribution is permitted only in or among countries not thus excluded. In such case, this License incorporates the limitation as if written in the body of this License.

13. The Free Software Foundation may publish revised and/or new versions of the Library General Public License from time to time. Such new versions will be similar in spirit to the present version, but may differ in detail to address new problems or concerns.

Each version is given a distinguishing version number. If the Library specifies a version number of this License which applies to it and "any later version", you have the option of following the terms and conditions either of that version or of any later version published by the Free Software Foundation. If the Library does not specify a license version number, you may choose any version ever published by the Free Software Foundation.

14. If you wish to incorporate parts of the Library into other free programs whose distribution conditions are incompatible with these, write to the author to ask for permission. For software which is copyrighted by the Free Software Foundation, write to the Free Software Foundation; we sometimes make exceptions for this. Our decision will be guided by the two goals of preserving the free status of all derivatives of our free software and of promoting the sharing and reuse of software generally.

#### NO WARRANTY

15. BECAUSE THE LIBRARY IS LICENSED FREE OF CHARGE, THERE IS NO WARRANTY FOR THE LIBRARY, TO THE EXTENT PERMITTED BY APPLICABLE LAW. EXCEPT WHEN OTHERWISE STATED IN WRITING THE COPYRIGHT HOLDERS AND/OR OTHER PARTIES PROVIDE THE LIBRARY "AS IS" WITHOUT WARRANTY OF ANY KIND, EITHER EXPRESSED OR IMPLIED, INCLUDING, BUT NOT LIMITED TO, THE IMPLIED WARRANTIES OF MERCHANTABILITY AND FITNESS FOR A PARTICULAR PURPOSE. THE ENTIRE RISK AS TO THE QUALITY AND PERFORMANCE OF THE LIBRARY IS WITH YOU. SHOULD THE LIBRARY PROVE DEFECTIVE, YOU ASSUME THE COST OF ALL NECESSARY SERVICING, REPAIR OR CORRECTION.

16. IN NO EVENT UNLESS REQUIRED BY APPLICABLE LAW OR AGREED TO IN WRITING WILL ANY COPYRIGHT HOLDER, OR ANY OTHER PARTY WHO MAY MODIFY AND/OR REDISTRIBUTE THE LIBRARY AS PERMITTED ABOVE, BE LIABLE TO YOU FOR DAMAGES, INCLUDING ANY GENERAL, SPECIAL, INCIDENTAL OR CONSEQUENTIAL DAMAGES ARISING OUT OF THE USE OR INABILITY TO USE THE LIBRARY (INCLUDING BUT NOT LIMITED TO LOSS OF DATA OR DATA BEING RENDERED INACCURATE OR LOSSES SUSTAINED BY YOU OR THIRD PARTIES OR A FAILURE OF THE LIBRARY TO OPERATE WITH ANY OTHER SOFTWARE), EVEN IF SUCH HOLDER OR OTHER PARTY HAS BEEN ADVISED OF THE POSSIBILITY OF SUCH DAMAGES.

#### END OF TERMS AND CONDITIONS

#### Appendix: How to Apply These Terms to Your New Libraries

If you develop a new library, and you want it to be of the greatest possible use to the public, we recommend making it free software that everyone can redistribute and change. You can do so by permitting redistribution under these terms (or, alternatively, under the terms of the ordinary General Public License).

To apply these terms, attach the following notices to the library. It is safest to attach them to the start of each source file to most effectively convey the exclusion of warranty; and each file should have at least the "copyright" line and a pointer to where the full notice is found.

```
<one line to give the library's name and a brief idea of what it does.>
Copyright (C) <year> <name of author>
```

```
This library is free software; you can redistribute it and/or
modify it under the terms of the GNU Library General Public
License as published by the Free Software Foundation; either
version 2 of the License, or (at your option) any later version.
```

```
This library is distributed in the hope that it will be useful,
but WITHOUT ANY WARRANTY; without even the implied warranty of
MERCHANTABILITY or FITNESS FOR A PARTICULAR PURPOSE. See the GNU
Library General Public License for more details.
```

```
You should have received a copy of the GNU Library General Public
License along with this library; if not, write to the Free
Software Foundation, Inc., 51 Franklin Street, Fifth Floor, Boston,
MA 02110-1301, USA
```

Also add information on how to contact you by electronic and paper mail.

You should also get your employer (if you work as a programmer) or your school, if any, to sign a "copyright disclaimer" for the library, if necessary. Here is a sample; alter the names:

```
Yoyodyne, Inc., hereby disclaims all copyright interest in the
library `Frob' (a library for tweaking knobs) written by James Random Hacker.
```

```
<signature of Ty Coon>, 1 April 1990
Ty Coon, President of Vice
```

That's all there is to it!

## Libjpeg-turbo

### libjpeg-turbo Licenses =====

libjpeg-turbo is covered by three compatible BSD-style open source licenses:

- The IJG (Independent JPEG Group) License, which is listed in [README.ijg] (README.ijg)

```
This license applies to the libjpeg API library and associated programs
(any code inherited from libjpeg, and any modifications to that code.)
```

- The Modified (3-clause) BSD License, which is listed below

```
This license covers the TurboJPEG API library and associated programs, as
well as the build system.
```

- The [zlib License] (<https://opensource.org/licenses/Zlib>)

```
This license is a subset of the other two, and it covers the libjpeg-turbo
SIMD extensions.
```

### Complying with the libjpeg-turbo Licenses =====

This section provides a roll-up of the libjpeg-turbo licensing terms, to the best of our understanding.

1. If you are distributing a modified version of the libjpeg-turbo source, then:



1. You cannot alter or remove any existing copyright or license notices from the source.

```

**Origin**
- Clause 1 of the IJG License
- Clause 1 of the Modified BSD License
- Clauses 1 and 3 of the zlib License

```

2. You must add your own copyright notice to the header of each source file you modified, so others can tell that you modified that file (if there is not an existing copyright header in that file, then you can simply add a notice stating that you modified the file.)

```

**Origin**
- Clause 1 of the IJG License
- Clause 2 of the zlib License

```

3. You must include the IJG README file, and you must not alter any of the copyright or license text in that file.

```

**Origin**
- Clause 1 of the IJG License

```

2. If you are distributing only libjpeg-turbo binaries without the source, or if you are distributing an application that statically links with libjpeg-turbo, then:

1. Your product documentation must include a message stating:

```

This software is based in part on the work of the Independent JPEG
Group.

```

```

**Origin**
- Clause 2 of the IJG license

```

2. If your binary distribution includes or uses the TurboJPEG API, then your product documentation must include the text of the Modified BSD License (see below.)

```

**Origin**
- Clause 2 of the Modified BSD License

```

3. You cannot use the name of the IJG or The libjpeg-turbo Project or the contributors thereof in advertising, publicity, etc.

```

**Origin**
- IJG License
- Clause 3 of the Modified BSD License

```

4. The IJG and The libjpeg-turbo Project do not warrant libjpeg-turbo to be free of defects, nor do we accept any liability for undesirable consequences resulting from your use of the software.

```

**Origin**
- IJG License
- Modified BSD License
- zlib License

```

The Modified (3-clause) BSD License  
 =====

Copyright (C)2009-2022 D. R. Commander. All Rights Reserved.  
 Copyright (C)2015 Viktor Szathmáry. All Rights Reserved.

Redistribution and use in source and binary forms, with or without modification, are permitted provided that the following conditions are met:

- Redistributions of source code must retain the above copyright notice,

- this list of conditions and the following disclaimer.
- Redistributions in binary form must reproduce the above copyright notice, this list of conditions and the following disclaimer in the documentation and/or other materials provided with the distribution.
  - Neither the name of the libjpeg-turbo Project nor the names of its contributors may be used to endorse or promote products derived from this software without specific prior written permission.

THIS SOFTWARE IS PROVIDED BY THE COPYRIGHT HOLDERS AND CONTRIBUTORS "AS IS", AND ANY EXPRESS OR IMPLIED WARRANTIES, INCLUDING, BUT NOT LIMITED TO, THE IMPLIED WARRANTIES OF MERCHANTABILITY AND FITNESS FOR A PARTICULAR PURPOSE ARE DISCLAIMED. IN NO EVENT SHALL THE COPYRIGHT HOLDERS OR CONTRIBUTORS BE LIABLE FOR ANY DIRECT, INDIRECT, INCIDENTAL, SPECIAL, EXEMPLARY, OR CONSEQUENTIAL DAMAGES (INCLUDING, BUT NOT LIMITED TO, PROCUREMENT OF SUBSTITUTE GOODS OR SERVICES; LOSS OF USE, DATA, OR PROFITS; OR BUSINESS INTERRUPTION) HOWEVER CAUSED AND ON ANY THEORY OF LIABILITY, WHETHER IN CONTRACT, STRICT LIABILITY, OR TORT (INCLUDING NEGLIGENCE OR OTHERWISE) ARISING IN ANY WAY OUT OF THE USE OF THIS SOFTWARE, EVEN IF ADVISED OF THE POSSIBILITY OF SUCH DAMAGE.

#### Why Three Licenses?

=====

The zlib License could have been used instead of the Modified (3-clause) BSD License, and since the IJG License effectively subsumes the distribution conditions of the zlib License, this would have effectively placed libjpeg-turbo binary distributions under the IJG License. However, the IJG License specifically refers to the Independent JPEG Group and does not extend attribution and endorsement protections to other entities. Thus, it was desirable to choose a license that granted us the same protections for new code that were granted to the IJG for code derived from their software.

#### Liblzma

#### XZ Utils Licensing

=====

Different licenses apply to different files in this package. Here is a rough summary of which licenses apply to which parts of this package (but check the individual files to be sure!):

- liblzma is in the public domain.
- xz, xzdec, and lzmadec command line tools are in the public domain unless GNU getopt\_long had to be compiled and linked in from the lib directory. The getopt\_long code is under GNU LGPLv2.1+.
- The scripts to grep, diff, and view compressed files have been adapted from gzip. These scripts and their documentation are under GNU GPLv2+.
- All the documentation in the doc directory and most of the XZ Utils specific documentation files in other directories are in the public domain.
- Translated messages are in the public domain.
- The build system contains public domain files, and files that are under GNU GPLv2+ or GNU GPLv3+. None of these files end up in the binaries being built.
- Test files and test code in the tests directory, and debugging utilities in the debug directory are in the public domain.
- The extra directory may contain public domain files, and files that are under various free software licenses.

You can do whatever you want with the files that have been put into the public domain. If you find public domain legally problematic, take the previous sentence as a license grant. If you still find the lack of copyright legally problematic, you have too many lawyers.

As usual, this software is provided "as is", without any warranty.

If you copy significant amounts of public domain code from XZ Utils into your project, acknowledging this somewhere in your software is polite (especially if it is proprietary, non-free software), but naturally it is not legally required. Here is an example of a good notice to put into "about box" or into documentation:

This software includes code from XZ Utils <<https://tukaani.org/xz/>>.

The following license texts are included in the following files:

- COPYING.LGPLv2.1: GNU Lesser General Public License version 2.1
- COPYING.GPLv2: GNU General Public License version 2
- COPYING.GPLv3: GNU General Public License version 3

Note that the toolchain (compiler, linker etc.) may add some code pieces that are copyrighted. Thus, it is possible that e.g. liblzma binary wouldn't actually be in the public domain in its entirety even though it contains no copyrighted code from the XZ Utils source package.

If you have questions, don't hesitate to ask the author(s) for more information.

## Libogg

Copyright (c) 2002, Xiph.org Foundation

Redistribution and use in source and binary forms, with or without modification, are permitted provided that the following conditions are met:

- Redistributions of source code must retain the above copyright notice, this list of conditions and the following disclaimer.
- Redistributions in binary form must reproduce the above copyright notice, this list of conditions and the following disclaimer in the documentation and/or other materials provided with the distribution.
- Neither the name of the Xiph.org Foundation nor the names of its contributors may be used to endorse or promote products derived from this software without specific prior written permission.

THIS SOFTWARE IS PROVIDED BY THE COPYRIGHT HOLDERS AND CONTRIBUTORS ``AS IS'' AND ANY EXPRESS OR IMPLIED WARRANTIES, INCLUDING, BUT NOT LIMITED TO, THE IMPLIED WARRANTIES OF MERCHANTABILITY AND FITNESS FOR A PARTICULAR PURPOSE ARE DISCLAIMED. IN NO EVENT SHALL THE FOUNDATION OR CONTRIBUTORS BE LIABLE FOR ANY DIRECT, INDIRECT, INCIDENTAL, SPECIAL, EXEMPLARY, OR CONSEQUENTIAL DAMAGES (INCLUDING, BUT NOT LIMITED TO, PROCUREMENT OF SUBSTITUTE GOODS OR SERVICES; LOSS OF USE, DATA, OR PROFITS; OR BUSINESS INTERRUPTION) HOWEVER CAUSED AND ON ANY THEORY OF LIABILITY, WHETHER IN CONTRACT, STRICT LIABILITY, OR TORT (INCLUDING NEGLIGENCE OR OTHERWISE) ARISING IN ANY WAY OUT OF THE USE OF THIS SOFTWARE, EVEN IF ADVISED OF THE POSSIBILITY OF SUCH DAMAGE.

## Libpng

COPYRIGHT NOTICE, DISCLAIMER, and LICENSE  
=====

PNG Reference Library License version 2

- 
- \* Copyright (c) 1995-2019 The PNG Reference Library Authors.
  - \* Copyright (c) 2018-2019 Cosmin Truta.
  - \* Copyright (c) 2000-2002, 2004, 2006-2018 Glenn Randers-Pehrson.
  - \* Copyright (c) 1996-1997 Andreas Dilger.
  - \* Copyright (c) 1995-1996 Guy Eric Schalnat, Group 42, Inc.

The software is supplied "as is", without warranty of any kind, express or implied, including, without limitation, the warranties of merchantability, fitness for a particular purpose, title, and non-infringement. In no event shall the Copyright owners, or anyone distributing the software, be liable for any damages or other liability, whether in contract, tort or otherwise, arising from, out of, or in connection with the software, or the use or other dealings in the software, even if advised of the possibility of such damage.

Permission is hereby granted to use, copy, modify, and distribute this software, or portions hereof, for any purpose, without fee, subject to the following restrictions:

1. The origin of this software must not be misrepresented; you must not claim that you wrote the original software. If you use this software in a product, an acknowledgment in the product documentation would be appreciated, but is not required.
2. Altered source versions must be plainly marked as such, and must not be misrepresented as being the original software.
3. This Copyright notice may not be removed or altered from any source or altered source distribution.

-----  
PNG Reference Library License version 1 (for libpng 0.5 through 1.6.35)

libpng versions 1.0.7, July 1, 2000, through 1.6.35, July 15, 2018 are Copyright (c) 2000-2002, 2004, 2006-2018 Glenn Randers-Pehrson, are derived from libpng-1.0.6, and are distributed according to the same disclaimer and license as libpng-1.0.6 with the following individuals added to the list of Contributing Authors:

Simon-Pierre Cadieux  
Eric S. Raymond  
Mans Rullgard  
Cosmin Truta  
Gilles Vollant  
James Yu  
Mandar Sahastrabudde  
Google Inc.  
Vadim Barkov

and with the following additions to the disclaimer:

There is no warranty against interference with your enjoyment of the library or against infringement. There is no warranty that our efforts or the library will fulfill any of your particular purposes or needs. This library is provided with all faults, and the entire risk of satisfactory quality, performance, accuracy, and effort is with the user.

Some files in the "contrib" directory and some configure-generated files that are distributed with libpng have other copyright owners, and are released under other open source licenses.

libpng versions 0.97, January 1998, through 1.0.6, March 20, 2000, are Copyright (c) 1998-2000 Glenn Randers-Pehrson, are derived from libpng-0.96, and are distributed according to the same disclaimer and license as libpng-0.96, with the following individuals added to the

list of Contributing Authors:

Tom Lane  
Glenn Randers-Pehrson  
Willem van Schaik

libpng versions 0.89, June 1996, through 0.96, May 1997, are Copyright (c) 1996-1997 Andreas Dilger, are derived from libpng-0.88, and are distributed according to the same disclaimer and license as libpng-0.88, with the following individuals added to the list of Contributing Authors:

John Bowler  
Kevin Bracey  
Sam Bushell  
Magnus Holmgren  
Greg Roelofs  
Tom Tanner

Some files in the "scripts" directory have other copyright owners, but are released under this license.

libpng versions 0.5, May 1995, through 0.88, January 1996, are Copyright (c) 1995-1996 Guy Eric Schalnat, Group 42, Inc.

For the purposes of this copyright and license, "Contributing Authors" is defined as the following set of individuals:

Andreas Dilger  
Dave Martindale  
Guy Eric Schalnat  
Paul Schmidt  
Tim Wegner

The PNG Reference Library is supplied "AS IS". The Contributing Authors and Group 42, Inc. disclaim all warranties, expressed or implied, including, without limitation, the warranties of merchantability and of fitness for any purpose. The Contributing Authors and Group 42, Inc. assume no liability for direct, indirect, incidental, special, exemplary, or consequential damages, which may result from the use of the PNG Reference Library, even if advised of the possibility of such damage.

Permission is hereby granted to use, copy, modify, and distribute this source code, or portions hereof, for any purpose, without fee, subject to the following restrictions:

1. The origin of this source code must not be misrepresented.
2. Altered versions must be plainly marked as such and must not be misrepresented as being the original source.
3. This Copyright notice may not be removed or altered from any source or altered source distribution.

The Contributing Authors and Group 42, Inc. specifically permit, without fee, and encourage the use of this source code as a component to supporting the PNG file format in commercial products. If you use this source code in a product, acknowledgment is not required but would be appreciated.

## Libtheora

Copyright (C) 2002-2009 Xiph.org Foundation

Redistribution and use in source and binary forms, with or without modification, are permitted provided that the following conditions are met:

- Redistributions of source code must retain the above copyright notice, this list of conditions and the following disclaimer.

- Redistributions in binary form must reproduce the above copyright notice, this list of conditions and the following disclaimer in the documentation and/or other materials provided with the distribution.

- Neither the name of the Xiph.org Foundation nor the names of its contributors may be used to endorse or promote products derived from this software without specific prior written permission.

THIS SOFTWARE IS PROVIDED BY THE COPYRIGHT HOLDERS AND CONTRIBUTORS ``AS IS'' AND ANY EXPRESS OR IMPLIED WARRANTIES, INCLUDING, BUT NOT LIMITED TO, THE IMPLIED WARRANTIES OF MERCHANTABILITY AND FITNESS FOR A PARTICULAR PURPOSE ARE DISCLAIMED. IN NO EVENT SHALL THE FOUNDATION OR CONTRIBUTORS BE LIABLE FOR ANY DIRECT, INDIRECT, INCIDENTAL, SPECIAL, EXEMPLARY, OR CONSEQUENTIAL DAMAGES (INCLUDING, BUT NOT LIMITED TO, PROCUREMENT OF SUBSTITUTE GOODS OR SERVICES; LOSS OF USE, DATA, OR PROFITS; OR BUSINESS INTERRUPTION) HOWEVER CAUSED AND ON ANY THEORY OF LIABILITY, WHETHER IN CONTRACT, STRICT LIABILITY, OR TORT (INCLUDING NEGLIGENCE OR OTHERWISE) ARISING IN ANY WAY OUT OF THE USE OF THIS SOFTWARE, EVEN IF ADVISED OF THE POSSIBILITY OF SUCH DAMAGE.

#### Libxml2

Except where otherwise noted in the source code (e.g. the files hash.c, list.c and the trio files, which are covered by a similar licence but with different Copyright notices) all the files are:

Copyright (C) 1998-2012 Daniel Veillard. All Rights Reserved.

Permission is hereby granted, free of charge, to any person obtaining a copy of this software and associated documentation files (the "Software"), to deal in the Software without restriction, including without limitation the rights to use, copy, modify, merge, publish, distribute, sublicense, and/or sell copies of the Software, and to permit persons to whom the Software is furnished to do so, subject to the following conditions:

The above copyright notice and this permission notice shall be included in all copies or substantial portions of the Software.

THE SOFTWARE IS PROVIDED "AS IS", WITHOUT WARRANTY OF ANY KIND, EXPRESS OR IMPLIED, INCLUDING BUT NOT LIMITED TO THE WARRANTIES OF MERCHANTABILITY, FITNESS FOR A PARTICULAR PURPOSE AND NONINFRINGEMENT. IN NO EVENT SHALL THE AUTHORS OR COPYRIGHT HOLDERS BE LIABLE FOR ANY CLAIM, DAMAGES OR OTHER LIABILITY, WHETHER IN AN ACTION OF CONTRACT, TORT OR OTHERWISE, ARISING FROM, OUT OF OR IN CONNECTION WITH THE SOFTWARE OR THE USE OR OTHER DEALINGS IN THE SOFTWARE.

#### Lz4

LZ4 Library  
Copyright (c) 2011-2016, Yann Collet  
All rights reserved.

Redistribution and use in source and binary forms, with or without modification, are permitted provided that the following conditions are met:

\* Redistributions of source code must retain the above copyright notice, this list of conditions and the following disclaimer.

\* Redistributions in binary form must reproduce the above copyright notice, this list of conditions and the following disclaimer in the documentation and/or other materials provided with the distribution.

THIS SOFTWARE IS PROVIDED BY THE COPYRIGHT HOLDERS AND CONTRIBUTORS "AS IS" AND ANY EXPRESS OR IMPLIED WARRANTIES, INCLUDING, BUT NOT LIMITED TO, THE IMPLIED

WARRANTIES OF MERCHANTABILITY AND FITNESS FOR A PARTICULAR PURPOSE ARE DISCLAIMED. IN NO EVENT SHALL THE COPYRIGHT HOLDER OR CONTRIBUTORS BE LIABLE FOR ANY DIRECT, INDIRECT, INCIDENTAL, SPECIAL, EXEMPLARY, OR CONSEQUENTIAL DAMAGES (INCLUDING, BUT NOT LIMITED TO, PROCUREMENT OF SUBSTITUTE GOODS OR SERVICES; LOSS OF USE, DATA, OR PROFITS; OR BUSINESS INTERRUPTION) HOWEVER CAUSED AND ON ANY THEORY OF LIABILITY, WHETHER IN CONTRACT, STRICT LIABILITY, OR TORT (INCLUDING NEGLIGENCE OR OTHERWISE) ARISING IN ANY WAY OUT OF THE USE OF THIS SOFTWARE, EVEN IF ADVISED OF THE POSSIBILITY OF SUCH DAMAGE.

#### Netcdf-c

Copyright 2018 Unidata

Redistribution and use in source and binary forms, with or without modification, are permitted provided that the following conditions are met:

1. Redistributions of source code must retain the above copyright notice, this list of conditions and the following disclaimer.
2. Redistributions in binary form must reproduce the above copyright notice, this list of conditions and the following disclaimer in the documentation and/or other materials provided with the distribution.
3. Neither the name of the copyright holder nor the names of its contributors may be used to endorse or promote products derived from this software without specific prior written permission.

THIS SOFTWARE IS PROVIDED BY THE COPYRIGHT HOLDERS AND CONTRIBUTORS "AS IS" AND ANY EXPRESS OR IMPLIED WARRANTIES, INCLUDING, BUT NOT LIMITED TO, THE IMPLIED WARRANTIES OF MERCHANTABILITY AND FITNESS FOR A PARTICULAR PURPOSE ARE DISCLAIMED. IN NO EVENT SHALL THE COPYRIGHT HOLDER OR CONTRIBUTORS BE LIABLE FOR ANY DIRECT, INDIRECT, INCIDENTAL, SPECIAL, EXEMPLARY, OR CONSEQUENTIAL DAMAGES (INCLUDING, BUT NOT LIMITED TO, PROCUREMENT OF SUBSTITUTE GOODS OR SERVICES; LOSS OF USE, DATA, OR PROFITS; OR BUSINESS INTERRUPTION) HOWEVER CAUSED AND ON ANY THEORY OF LIABILITY, WHETHER IN CONTRACT, STRICT LIABILITY, OR TORT (INCLUDING NEGLIGENCE OR OTHERWISE) ARISING IN ANY WAY OUT OF THE USE OF THIS SOFTWARE, EVEN IF ADVISED OF THE POSSIBILITY OF SUCH DAMAGE.

#### Nlohmann-json

MIT License

Copyright (c) 2013-2022 Niels Lohmann

Permission is hereby granted, free of charge, to any person obtaining a copy of this software and associated documentation files (the "Software"), to deal in the Software without restriction, including without limitation the rights to use, copy, modify, merge, publish, distribute, sublicense, and/or sell copies of the Software, and to permit persons to whom the Software is furnished to do so, subject to the following conditions:

The above copyright notice and this permission notice shall be included in all copies or substantial portions of the Software.

THE SOFTWARE IS PROVIDED "AS IS", WITHOUT WARRANTY OF ANY KIND, EXPRESS OR IMPLIED, INCLUDING BUT NOT LIMITED TO THE WARRANTIES OF MERCHANTABILITY, FITNESS FOR A PARTICULAR PURPOSE AND NONINFRINGEMENT. IN NO EVENT SHALL THE AUTHORS OR COPYRIGHT HOLDERS BE LIABLE FOR ANY CLAIM, DAMAGES OR OTHER LIABILITY, WHETHER IN AN ACTION OF CONTRACT, TORT OR OTHERWISE, ARISING FROM, OUT OF OR IN CONNECTION WITH THE SOFTWARE OR THE USE OR OTHER DEALINGS IN THE SOFTWARE.

#### Op2

BSD 2-Clause License - <http://www.opensource.org/licenses/bsd-license.php>

This file is part of the OP2 distribution.

Copyright (c) 2011, Gihan Mudalige, Istvan Reguly, Mike Giles, and others.  
Please see the AUTHORS file in the main source directory for details.  
All rights reserved.

Redistribution and use in source and binary forms, with or without  
modification, are permitted provided that the following conditions are met:

- \* Redistributions of source code must retain the above copyright notice, this list of conditions and the following disclaimer.
- \* Redistributions in binary form must reproduce the above copyright notice, this list of conditions and the following disclaimer in the documentation and/or other materials provided with the distribution.
- \* The name of Mike Giles may not be used to endorse or promote products derived from this software without specific prior written permission.

THIS SOFTWARE IS PROVIDED BY THE COPYRIGHT HOLDERS AND CONTRIBUTORS "AS IS" AND ANY EXPRESS OR IMPLIED WARRANTIES, INCLUDING, BUT NOT LIMITED TO, THE IMPLIED WARRANTIES OF MERCHANTABILITY AND FITNESS FOR A PARTICULAR PURPOSE ARE DISCLAIMED. IN NO EVENT SHALL THE COPYRIGHT HOLDER OR CONTRIBUTORS BE LIABLE FOR ANY DIRECT, INDIRECT, INCIDENTAL, SPECIAL, EXEMPLARY, OR CONSEQUENTIAL DAMAGES (INCLUDING, BUT NOT LIMITED TO, PROCUREMENT OF SUBSTITUTE GOODS OR SERVICES; LOSS OF USE, DATA, OR PROFITS; OR BUSINESS INTERRUPTION) HOWEVER CAUSED AND ON ANY THEORY OF LIABILITY, WHETHER IN CONTRACT, STRICT LIABILITY, OR TORT (INCLUDING NEGLIGENCE OR OTHERWISE) ARISING IN ANY WAY OUT OF THE USE OF THIS SOFTWARE, EVEN IF ADVISED OF THE POSSIBILITY OF SUCH DAMAGE.

## OpenMesh

OpenMesh is licensed under the 3-clause BSD License. See the LICENSE file for the complete license.

```

/* ===== *
 * * *
 *           OpenMesh *
 *   Copyright (c) 2001-2015, RWTH-Aachen University *
 *   Department of Computer Graphics and Multimedia *
 *           All rights reserved. *
 *           www.openmesh.org *
 * * *
 *-----*
 * This file is part of OpenMesh. *
 *-----*
 * * *
 * Redistribution and use in source and binary forms, with or without *
 * modification, are permitted provided that the following conditions *
 * are met: *
 * * *
 * 1. Redistributions of source code must retain the above copyright notice, *
 *    this list of conditions and the following disclaimer. *
 * * *
 * 2. Redistributions in binary form must reproduce the above copyright *
 *    notice, this list of conditions and the following disclaimer in the *
 *    documentation and/or other materials provided with the distribution. *
 * * *
 * 3. Neither the name of the copyright holder nor the names of its *
 *    contributors may be used to endorse or promote products derived from *
 *    this software without specific prior written permission. *
 * * *
 * THIS SOFTWARE IS PROVIDED BY THE COPYRIGHT HOLDERS AND CONTRIBUTORS *
 * "AS IS" AND ANY EXPRESS OR IMPLIED WARRANTIES, INCLUDING, BUT NOT LIMITED *
 * TO, THE IMPLIED WARRANTIES OF MERCHANTABILITY AND FITNESS FOR A *
 * PARTICULAR PURPOSE ARE DISCLAIMED. IN NO EVENT SHALL THE COPYRIGHT HOLDER *
 * OR CONTRIBUTORS BE LIABLE FOR ANY DIRECT, INDIRECT, INCIDENTAL, SPECIAL, *
 * EXEMPLARY, OR CONSEQUENTIAL DAMAGES (INCLUDING, BUT NOT LIMITED TO, *
 * PROCUREMENT OF SUBSTITUTE GOODS OR SERVICES; LOSS OF USE, DATA, OR *
 * PROFITS; OR BUSINESS INTERRUPTION) HOWEVER CAUSED AND ON ANY THEORY OF *
 * LIABILITY, WHETHER IN CONTRACT, STRICT LIABILITY, OR TORT (INCLUDING *
 * NEGLIGENCE OR OTHERWISE) ARISING IN ANY WAY OUT OF THE USE OF THIS *

```



```
* SOFTWARE, EVEN IF ADVISED OF THE POSSIBILITY OF SUCH DAMAGE.      *
*                                                                      *
* =====*\
```

## Openssl

### Apache License

Version 2.0, January 2004  
<https://www.apache.org/licenses/>

#### TERMS AND CONDITIONS FOR USE, REPRODUCTION, AND DISTRIBUTION

##### 1. Definitions.

"License" shall mean the terms and conditions for use, reproduction, and distribution as defined by Sections 1 through 9 of this document.

"Licensor" shall mean the copyright owner or entity authorized by the copyright owner that is granting the License.

"Legal Entity" shall mean the union of the acting entity and all other entities that control, are controlled by, or are under common control with that entity. For the purposes of this definition, "control" means (i) the power, direct or indirect, to cause the direction or management of such entity, whether by contract or otherwise, or (ii) ownership of fifty percent (50%) or more of the outstanding shares, or (iii) beneficial ownership of such entity.

"You" (or "Your") shall mean an individual or Legal Entity exercising permissions granted by this License.

"Source" form shall mean the preferred form for making modifications, including but not limited to software source code, documentation source, and configuration files.

"Object" form shall mean any form resulting from mechanical transformation or translation of a Source form, including but not limited to compiled object code, generated documentation, and conversions to other media types.

"Work" shall mean the work of authorship, whether in Source or Object form, made available under the License, as indicated by a copyright notice that is included in or attached to the work (an example is provided in the Appendix below).

"Derivative Works" shall mean any work, whether in Source or Object form, that is based on (or derived from) the Work and for which the editorial revisions, annotations, elaborations, or other modifications represent, as a whole, an original work of authorship. For the purposes of this License, Derivative Works shall not include works that remain separable from, or merely link (or bind by name) to the interfaces of, the Work and Derivative Works thereof.

"Contribution" shall mean any work of authorship, including the original version of the Work and any modifications or additions to that Work or Derivative Works thereof, that is intentionally submitted to Licensor for inclusion in the Work by the copyright owner or by an individual or Legal Entity authorized to submit on behalf of the copyright owner. For the purposes of this definition, "submitted" means any form of electronic, verbal, or written communication sent to the Licensor or its representatives, including but not limited to communication on electronic mailing lists, source code control systems, and issue tracking systems that are managed by, or on behalf of, the Licensor for the purpose of discussing and improving the Work, but excluding communication that is conspicuously marked or otherwise designated in writing by the copyright owner as "Not a Contribution."

"Contributor" shall mean Licensor and any individual or Legal Entity on behalf of whom a Contribution has been received by Licensor and

subsequently incorporated within the Work.

2. Grant of Copyright License. Subject to the terms and conditions of this License, each Contributor hereby grants to You a perpetual, worldwide, non-exclusive, no-charge, royalty-free, irrevocable copyright license to reproduce, prepare Derivative Works of, publicly display, publicly perform, sublicense, and distribute the Work and such Derivative Works in Source or Object form.
3. Grant of Patent License. Subject to the terms and conditions of this License, each Contributor hereby grants to You a perpetual, worldwide, non-exclusive, no-charge, royalty-free, irrevocable (except as stated in this section) patent license to make, have made, use, offer to sell, sell, import, and otherwise transfer the Work, where such license applies only to those patent claims licensable by such Contributor that are necessarily infringed by their Contribution(s) alone or by combination of their Contribution(s) with the Work to which such Contribution(s) was submitted. If You institute patent litigation against any entity (including a cross-claim or counterclaim in a lawsuit) alleging that the Work or a Contribution incorporated within the Work constitutes direct or contributory patent infringement, then any patent licenses granted to You under this License for that Work shall terminate as of the date such litigation is filed.
4. Redistribution. You may reproduce and distribute copies of the Work or Derivative Works thereof in any medium, with or without modifications, and in Source or Object form, provided that You meet the following conditions:
  - (a) You must give any other recipients of the Work or Derivative Works a copy of this License; and
  - (b) You must cause any modified files to carry prominent notices stating that You changed the files; and
  - (c) You must retain, in the Source form of any Derivative Works that You distribute, all copyright, patent, trademark, and attribution notices from the Source form of the Work, excluding those notices that do not pertain to any part of the Derivative Works; and
  - (d) If the Work includes a "NOTICE" text file as part of its distribution, then any Derivative Works that You distribute must include a readable copy of the attribution notices contained within such NOTICE file, excluding those notices that do not pertain to any part of the Derivative Works, in at least one of the following places: within a NOTICE text file distributed as part of the Derivative Works; within the Source form or documentation, if provided along with the Derivative Works; or, within a display generated by the Derivative Works, if and wherever such third-party notices normally appear. The contents of the NOTICE file are for informational purposes only and do not modify the License. You may add Your own attribution notices within Derivative Works that You distribute, alongside or as an addendum to the NOTICE text from the Work, provided that such additional attribution notices cannot be construed as modifying the License.

You may add Your own copyright statement to Your modifications and may provide additional or different license terms and conditions for use, reproduction, or distribution of Your modifications, or for any such Derivative Works as a whole, provided Your use, reproduction, and distribution of the Work otherwise complies with the conditions stated in this License.
5. Submission of Contributions. Unless You explicitly state otherwise, any Contribution intentionally submitted for inclusion in the Work by You to the Licensor shall be under the terms and conditions of this License, without any additional terms or conditions.

Notwithstanding the above, nothing herein shall supersede or modify the terms of any separate license agreement you may have executed with Licensor regarding such Contributions.

6. Trademarks. This License does not grant permission to use the trade names, trademarks, service marks, or product names of the Licensor, except as required for reasonable and customary use in describing the origin of the Work and reproducing the content of the NOTICE file.
7. Disclaimer of Warranty. Unless required by applicable law or agreed to in writing, Licensor provides the Work (and each Contributor provides its Contributions) on an "AS IS" BASIS, WITHOUT WARRANTIES OR CONDITIONS OF ANY KIND, either express or implied, including, without limitation, any warranties or conditions of TITLE, NON-INFRINGEMENT, MERCHANTABILITY, or FITNESS FOR A PARTICULAR PURPOSE. You are solely responsible for determining the appropriateness of using or redistributing the Work and assume any risks associated with Your exercise of permissions under this License.
8. Limitation of Liability. In no event and under no legal theory, whether in tort (including negligence), contract, or otherwise, unless required by applicable law (such as deliberate and grossly negligent acts) or agreed to in writing, shall any Contributor be liable to You for damages, including any direct, indirect, special, incidental, or consequential damages of any character arising as a result of this License or out of the use or inability to use the Work (including but not limited to damages for loss of goodwill, work stoppage, computer failure or malfunction, or any and all other commercial damages or losses), even if such Contributor has been advised of the possibility of such damages.
9. Accepting Warranty or Additional Liability. While redistributing the Work or Derivative Works thereof, You may choose to offer, and charge a fee for, acceptance of support, warranty, indemnity, or other liability obligations and/or rights consistent with this License. However, in accepting such obligations, You may act only on Your own behalf and on Your sole responsibility, not on behalf of any other Contributor, and only if You agree to indemnify, defend, and hold each Contributor harmless for any liability incurred by, or claims asserted against, such Contributor by reason of your accepting any such warranty or additional liability.

END OF TERMS AND CONDITIONS

## Perl2

### PCRE2 LICENCE

-----

PCRE2 is a library of functions to support regular expressions whose syntax and semantics are as close as possible to those of the Perl 5 language.

Releases 10.00 and above of PCRE2 are distributed under the terms of the "BSD" licence, as specified below, with one exemption for certain binary redistributions. The documentation for PCRE2, supplied in the "doc" directory, is distributed under the same terms as the software itself. The data in the testdata directory is not copyrighted and is in the public domain.

The basic library functions are written in C and are freestanding. Also included in the distribution is a just-in-time compiler that can be used to optimize pattern matching. This is an optional feature that can be omitted when the library is built.

### THE BASIC LIBRARY FUNCTIONS

-----

Written by: Philip Hazel  
Email local part: Philip.Hazel

Email domain: gmail.com

Retired from University of Cambridge Computing Service,  
Cambridge, England.

Copyright (c) 1997-2021 University of Cambridge  
All rights reserved.

#### PCRE2 JUST-IN-TIME COMPILATION SUPPORT

-----

Written by: Zoltan Herczeg  
Email local part: hzmester  
Email domain: freemail.hu

Copyright(c) 2010-2021 Zoltan Herczeg  
All rights reserved.

#### STACK-LESS JUST-IN-TIME COMPILER

-----

Written by: Zoltan Herczeg  
Email local part: hzmester  
Email domain: freemail.hu

Copyright(c) 2009-2021 Zoltan Herczeg  
All rights reserved.

#### THE "BSD" LICENCE

-----

Redistribution and use in source and binary forms, with or without  
modification, are permitted provided that the following conditions are met:

- \* Redistributions of source code must retain the above copyright notices,  
this list of conditions and the following disclaimer.
- \* Redistributions in binary form must reproduce the above copyright  
notices, this list of conditions and the following disclaimer in the  
documentation and/or other materials provided with the distribution.
- \* Neither the name of the University of Cambridge nor the names of any  
contributors may be used to endorse or promote products derived from this  
software without specific prior written permission.

THIS SOFTWARE IS PROVIDED BY THE COPYRIGHT HOLDERS AND CONTRIBUTORS "AS IS"  
AND ANY EXPRESS OR IMPLIED WARRANTIES, INCLUDING, BUT NOT LIMITED TO, THE  
IMPLIED WARRANTIES OF MERCHANTABILITY AND FITNESS FOR A PARTICULAR PURPOSE  
ARE DISCLAIMED. IN NO EVENT SHALL THE COPYRIGHT OWNER OR CONTRIBUTORS BE  
LIABLE FOR ANY DIRECT, INDIRECT, INCIDENTAL, SPECIAL, EXEMPLARY, OR  
CONSEQUENTIAL DAMAGES (INCLUDING, BUT NOT LIMITED TO, PROCUREMENT OF  
SUBSTITUTE GOODS OR SERVICES; LOSS OF USE, DATA, OR PROFITS; OR BUSINESS  
INTERRUPTION) HOWEVER CAUSED AND ON ANY THEORY OF LIABILITY, WHETHER IN  
CONTRACT, STRICT LIABILITY, OR TORT (INCLUDING NEGLIGENCE OR OTHERWISE)  
ARISING IN ANY WAY OUT OF THE USE OF THIS SOFTWARE, EVEN IF ADVISED OF THE  
POSSIBILITY OF SUCH DAMAGE.

#### EXEMPTION FOR BINARY LIBRARY-LIKE PACKAGES

-----

The second condition in the BSD licence (covering binary redistributions) does  
not apply all the way down a chain of software. If binary package A includes  
PCRE2, it must respect the condition, but if package B is software that  
includes package A, the condition is not imposed on package B unless it uses  
PCRE2 independently.

End

## **Pegt1-2**

The MIT License (MIT)

Copyright (c) 2007-2020 Dr. Colin Hirsch and Daniel Frey

Permission is hereby granted, free of charge, to any person obtaining a copy of this software and associated documentation files (the "Software"), to deal in the Software without restriction, including without limitation the rights to use, copy, modify, merge, publish, distribute, sublicense, and/or sell copies of the Software, and to permit persons to whom the Software is furnished to do so, subject to the following conditions:

The above copyright notice and this permission notice shall be included in all copies or substantial portions of the Software.

THE SOFTWARE IS PROVIDED "AS IS", WITHOUT WARRANTY OF ANY KIND, EXPRESS OR IMPLIED, INCLUDING BUT NOT LIMITED TO THE WARRANTIES OF MERCHANTABILITY, FITNESS FOR A PARTICULAR PURPOSE AND NONINFRINGEMENT. IN NO EVENT SHALL THE AUTHORS OR COPYRIGHT HOLDERS BE LIABLE FOR ANY CLAIM, DAMAGES OR OTHER LIABILITY, WHETHER IN AN ACTION OF CONTRACT, TORT OR OTHERWISE, ARISING FROM, OUT OF OR IN CONNECTION WITH THE SOFTWARE OR THE USE OR OTHER DEALINGS IN THE SOFTWARE.

## **Pkgconf**

Copyright (c) 2011, 2012, 2013, 2014, 2015, 2016, 2017, 2018  
pkgconf authors (see AUTHORS file in source directory).

Permission to use, copy, modify, and/or distribute this software for any purpose with or without fee is hereby granted, provided that the above copyright notice and this permission notice appear in all copies.

This software is provided 'as is' and without any warranty, express or implied. In no event shall the authors be liable for any damages arising from the use of this software.

## **Proj**

All source, data files and other contents of the PROJ package are available under the following terms. Note that the PROJ 4.3 and earlier was "public domain" as is common with US government work, but apparently this is not a well defined legal term in many countries. Frank Warmerdam placed everything under the following MIT style license because he believed it is effectively the same as public domain, allowing anyone to use the code as they wish, including making proprietary derivatives.

Initial PROJ 4.3 public domain code was put as Frank Warmerdam as copyright holder, but he didn't mean to imply he did the work. Essentially all work was done by Gerald Evenden.

Copyright information can be found in source files.

-----

Permission is hereby granted, free of charge, to any person obtaining a copy of this software and associated documentation files (the "Software"), to deal in the Software without restriction, including without limitation the rights to use, copy, modify, merge, publish, distribute, sublicense, and/or sell copies of the Software, and to permit persons to whom the Software is furnished to do so, subject to the following conditions:

The above copyright notice and this permission notice shall be included in all copies or substantial portions of the Software.

THE SOFTWARE IS PROVIDED "AS IS", WITHOUT WARRANTY OF ANY KIND, EXPRESS OR IMPLIED, INCLUDING BUT NOT LIMITED TO THE WARRANTIES OF MERCHANTABILITY, FITNESS FOR A PARTICULAR PURPOSE AND NONINFRINGEMENT. IN NO EVENT SHALL THE AUTHORS OR COPYRIGHT HOLDERS BE LIABLE FOR ANY CLAIM, DAMAGES OR OTHER LIABILITY, WHETHER IN AN ACTION OF CONTRACT, TORT OR OTHERWISE, ARISING FROM, OUT OF OR IN CONNECTION WITH THE SOFTWARE OR THE USE OR OTHER DEALINGS IN THE SOFTWARE.

### Pugixml

#### MIT License

Copyright (c) 2006-2022 Arseny Kapoulkine

Permission is hereby granted, free of charge, to any person obtaining a copy of this software and associated documentation files (the "Software"), to deal in the Software without restriction, including without limitation the rights to use, copy, modify, merge, publish, distribute, sublicense, and/or sell copies of the Software, and to permit persons to whom the Software is furnished to do so, subject to the following conditions:

The above copyright notice and this permission notice shall be included in all copies or substantial portions of the Software.

THE SOFTWARE IS PROVIDED "AS IS", WITHOUT WARRANTY OF ANY KIND, EXPRESS OR IMPLIED, INCLUDING BUT NOT LIMITED TO THE WARRANTIES OF MERCHANTABILITY, FITNESS FOR A PARTICULAR PURPOSE AND NONINFRINGEMENT. IN NO EVENT SHALL THE AUTHORS OR COPYRIGHT HOLDERS BE LIABLE FOR ANY CLAIM, DAMAGES OR OTHER LIABILITY, WHETHER IN AN ACTION OF CONTRACT, TORT OR OTHERWISE, ARISING FROM, OUT OF OR IN CONNECTION WITH THE SOFTWARE OR THE USE OR OTHER DEALINGS IN THE SOFTWARE.

### Qt5-base

#### GNU LESSER GENERAL PUBLIC LICENSE

The Qt Toolkit is Copyright (C) 2016 The Qt Company Ltd.  
Contact: <http://www.qt.io/licensing/>

You may use, distribute and copy the Qt Toolkit under the terms of GNU Lesser General Public License version 3, which is displayed below. This license makes reference to the version 3 of the GNU General Public License, which you can find in the LICENSE.GPL3 file.

-----

#### GNU LESSER GENERAL PUBLIC LICENSE Version 3, 29 June 2007

Copyright © 2007 Free Software Foundation, Inc. <<http://fsf.org/>>  
Everyone is permitted to copy and distribute verbatim copies of this licensedocument, but changing it is not allowed.

This version of the GNU Lesser General Public License incorporates the terms and conditions of version 3 of the GNU General Public License, supplemented by the additional permissions listed below.

#### 0. Additional Definitions.

As used herein, "this License" refers to version 3 of the GNU Lesser General Public License, and the "GNU GPL" refers to version 3 of the GNU General Public License.

"The Library" refers to a covered work governed by this License, other than an Application or a Combined Work as defined below.

An "Application" is any work that makes use of an interface provided by the Library, but which is not otherwise based on the Library. Defining a subclass of a class defined by the Library is deemed a mode of using an interface provided by the Library.

A "Combined Work" is a work produced by combining or linking an Application with the Library. The particular version of the Library with which the Combined Work was made is also called the "Linked Version".

The "Minimal Corresponding Source" for a Combined Work means the Corresponding Source for the Combined Work, excluding any source code for portions of the Combined Work that, considered in isolation, are based on the Application, and not on the Linked Version.

The "Corresponding Application Code" for a Combined Work means the object code and/or source code for the Application, including any data and utility programs needed for reproducing the Combined Work from the Application, but excluding the System Libraries of the Combined Work.

#### 1. Exception to Section 3 of the GNU GPL.

You may convey a covered work under sections 3 and 4 of this License without being bound by section 3 of the GNU GPL.

#### 2. Conveying Modified Versions.

If you modify a copy of the Library, and, in your modifications, a facility refers to a function or data to be supplied by an Application that uses the facility (other than as an argument passed when the facility is invoked), then you may convey a copy of the modified version:

- a) under this License, provided that you make a good faith effort to ensure that, in the event an Application does not supply the function or data, the facility still operates, and performs whatever part of its purpose remains meaningful, or
- b) under the GNU GPL, with none of the additional permissions of this License applicable to that copy.

#### 3. Object Code Incorporating Material from Library Header Files.

The object code form of an Application may incorporate material from a header file that is part of the Library. You may convey such object code under terms of your choice, provided that, if the incorporated material is not limited to numerical parameters, data structure layouts and accessors, or small macros, inline functions and templates (ten or fewer lines in length), you do both of the following:

- a) Give prominent notice with each copy of the object code that the Library is used in it and that the Library and its use are covered by this License.
- b) Accompany the object code with a copy of the GNU GPL and this license document.

#### 4. Combined Works.

You may convey a Combined Work under terms of your choice that, taken together, effectively do not restrict modification of the portions of the Library contained in the Combined Work and reverse engineering for debugging such modifications, if you also do each of the following:

- a) Give prominent notice with each copy of the Combined Work that the Library is used in it and that the Library and its use are covered by this License.

- b) Accompany the Combined Work with a copy of the GNU GPL and this license document.
- c) For a Combined Work that displays copyright notices during execution, include the copyright notice for the Library among these notices, as well as a reference directing the user to the copies of the GNU GPL and this license document.
- d) Do one of the following:
  - 0) Convey the Minimal Corresponding Source under the terms of this License, and the Corresponding Application Code in a form suitable for, and under terms that permit, the user to recombine or relink the Application with a modified version of the Linked Version to produce a modified Combined Work, in the manner specified by section 6 of the GNU GPL for conveying Corresponding Source.
  - 1) Use a suitable shared library mechanism for linking with the Library. A suitable mechanism is one that (a) uses at run time a copy of the Library already present on the user's computer system, and (b) will operate properly with a modified version of the Library that is interface-compatible with the Linked Version.
- e) Provide Installation Information, but only if you would otherwise be required to provide such information under section 6 of the GNU GPL, and only to the extent that such information is necessary to install and execute a modified version of the Combined Work produced by recombining or relinking the Application with a modified version of the Linked Version. (If you use option 4d0, the Installation Information must accompany the Minimal Corresponding Source and Corresponding Application Code. If you use option 4d1, you must provide the Installation Information in the manner specified by section 6 of the GNU GPL for conveying Corresponding Source.)

#### 5. Combined Libraries.

You may place library facilities that are a work based on the Library side by side in a single library together with other library facilities that are not Applications and are not covered by this License, and convey such a combined library under terms of your choice, if you do both of the following:

- a) Accompany the combined library with a copy of the same work based on the Library, uncombined with any other library facilities, conveyed under the terms of this License.
- b) Give prominent notice with the combined library that part of it is a work based on the Library, and explaining where to find the accompanying uncombined form of the same work.

#### 6. Revised Versions of the GNU Lesser General Public License.

The Free Software Foundation may publish revised and/or new versions of the GNU Lesser General Public License from time to time. Such new versions will be similar in spirit to the present version, but may differ in detail to address new problems or concerns.

Each version is given a distinguishing version number. If the Library as you received it specifies that a certain numbered version of the GNU Lesser General Public License "or any later version" applies to it, you have the option of following the terms and conditions either of that published version or of any later version published by the Free Software Foundation. If the Library as you received it does not specify a version number of the GNU Lesser General Public License, you may choose any version of the GNU Lesser General Public License ever published by the Free Software Foundation.



If the Library as you received it specifies that a proxy can decide whether future versions of the GNU Lesser General Public License shall apply, that proxy's public statement of acceptance of any version is permanent authorization for you to choose that version for the Library.

## Qwt

### Qwt License

Version 1.0, January 1, 2003

The Qwt library and included programs are provided under the terms of the GNU LESSER GENERAL PUBLIC LICENSE (LGPL) with the following exceptions:

1. Widgets that are subclassed from Qwt widgets do not constitute a derivative work.
2. Static linking of applications and widgets to the Qwt library does not constitute a derivative work and does not require the author to provide source code for the application or widget, use the shared Qwt libraries, or link their applications or widgets against a user-supplied version of Qwt.

If you link the application or widget to a modified version of Qwt, then the changes to Qwt must be provided under the terms of the LGPL in sections 1, 2, and 4.

3. You do not have to provide a copy of the Qwt license with programs that are linked to the Qwt library, nor do you have to identify the Qwt license in your program or documentation as required by section 6 of the LGPL.

However, programs must still identify their use of Qwt. The following example statement can be included in user documentation to satisfy this requirement:

```
[program/widget] is based in part on the work of
the Qwt project (http://qwt.sf.net).
```

---

### GNU LESSER GENERAL PUBLIC LICENSE Version 2.1, February 1999

Copyright (C) 1991, 1999 Free Software Foundation, Inc.  
59 Temple Place, Suite 330, Boston, MA 02111-1307 USA  
Everyone is permitted to copy and distribute verbatim copies  
of this license document, but changing it is not allowed.

[This is the first released version of the Lesser GPL. It also counts  
as the successor of the GNU Library Public License, version 2, hence  
the version number 2.1.]

#### Preamble

The licenses for most software are designed to take away your freedom to share and change it. By contrast, the GNU General Public Licenses are intended to guarantee your freedom to share and change free software--to make sure the software is free for all its users.

This license, the Lesser General Public License, applies to some specially designated software packages--typically libraries--of the Free Software Foundation and other authors who decide to use it. You

can use it too, but we suggest you first think carefully about whether this license or the ordinary General Public License is the better strategy to use in any particular case, based on the explanations below.

When we speak of free software, we are referring to freedom of use, not price. Our General Public Licenses are designed to make sure that you have the freedom to distribute copies of free software (and charge for this service if you wish); that you receive source code or can get it if you want it; that you can change the software and use pieces of it in new free programs; and that you are informed that you can do these things.

To protect your rights, we need to make restrictions that forbid distributors to deny you these rights or to ask you to surrender these rights. These restrictions translate to certain responsibilities for you if you distribute copies of the library or if you modify it.

For example, if you distribute copies of the library, whether gratis or for a fee, you must give the recipients all the rights that we gave you. You must make sure that they, too, receive or can get the source code. If you link other code with the library, you must provide complete object files to the recipients, so that they can relink them with the library after making changes to the library and recompiling it. And you must show them these terms so they know their rights.

We protect your rights with a two-step method: (1) we copyright the library, and (2) we offer you this license, which gives you legal permission to copy, distribute and/or modify the library.

To protect each distributor, we want to make it very clear that there is no warranty for the free library. Also, if the library is modified by someone else and passed on, the recipients should know that what they have is not the original version, so that the original author's reputation will not be affected by problems that might be introduced by others.

Finally, software patents pose a constant threat to the existence of any free program. We wish to make sure that a company cannot effectively restrict the users of a free program by obtaining a restrictive license from a patent holder. Therefore, we insist that any patent license obtained for a version of the library must be consistent with the full freedom of use specified in this license.

Most GNU software, including some libraries, is covered by the ordinary GNU General Public License. This license, the GNU Lesser General Public License, applies to certain designated libraries, and is quite different from the ordinary General Public License. We use this license for certain libraries in order to permit linking those libraries into non-free programs.

When a program is linked with a library, whether statically or using a shared library, the combination of the two is legally speaking a combined work, a derivative of the original library. The ordinary General Public License therefore permits such linking only if the entire combination fits its criteria of freedom. The Lesser General Public License permits more lax criteria for linking other code with the library.

We call this license the "Lesser" General Public License because it does Less to protect the user's freedom than the ordinary General Public License. It also provides other free software developers Less of an advantage over competing non-free programs. These disadvantages are the reason we use the ordinary General Public License for many libraries. However, the Lesser license provides advantages in certain special circumstances.

For example, on rare occasions, there may be a special need to encourage the widest possible use of a certain library, so that it becomes a de-facto standard. To achieve this, non-free programs must be allowed to use the library. A more frequent case is that a free

library does the same job as widely used non-free libraries. In this case, there is little to gain by limiting the free library to free software only, so we use the Lesser General Public License.

In other cases, permission to use a particular library in non-free programs enables a greater number of people to use a large body of free software. For example, permission to use the GNU C Library in non-free programs enables many more people to use the whole GNU operating system, as well as its variant, the GNU/Linux operating system.

Although the Lesser General Public License is Less protective of the users' freedom, it does ensure that the user of a program that is linked with the Library has the freedom and the wherewithal to run that program using a modified version of the Library.

The precise terms and conditions for copying, distribution and modification follow. Pay close attention to the difference between a "work based on the library" and a "work that uses the library". The former contains code derived from the library, whereas the latter must be combined with the library in order to run.

GNU LESSER GENERAL PUBLIC LICENSE  
TERMS AND CONDITIONS FOR COPYING, DISTRIBUTION AND MODIFICATION

0. This License Agreement applies to any software library or other program which contains a notice placed by the copyright holder or other authorized party saying it may be distributed under the terms of this Lesser General Public License (also called "this License"). Each licensee is addressed as "you".

A "library" means a collection of software functions and/or data prepared so as to be conveniently linked with application programs (which use some of those functions and data) to form executables.

The "Library", below, refers to any such software library or work which has been distributed under these terms. A "work based on the Library" means either the Library or any derivative work under copyright law: that is to say, a work containing the Library or a portion of it, either verbatim or with modifications and/or translated straightforwardly into another language. (Hereinafter, translation is included without limitation in the term "modification".)

"Source code" for a work means the preferred form of the work for making modifications to it. For a library, complete source code means all the source code for all modules it contains, plus any associated interface definition files, plus the scripts used to control compilation and installation of the library.

Activities other than copying, distribution and modification are not covered by this License; they are outside its scope. The act of running a program using the Library is not restricted, and output from such a program is covered only if its contents constitute a work based on the Library (independent of the use of the Library in a tool for writing it). Whether that is true depends on what the Library does and what the program that uses the Library does.

1. You may copy and distribute verbatim copies of the Library's complete source code as you receive it, in any medium, provided that you conspicuously and appropriately publish on each copy an appropriate copyright notice and disclaimer of warranty; keep intact all the notices that refer to this License and to the absence of any warranty; and distribute a copy of this License along with the Library.

You may charge a fee for the physical act of transferring a copy, and you may at your option offer warranty protection in exchange for a fee.

2. You may modify your copy or copies of the Library or any portion

of it, thus forming a work based on the Library, and copy and distribute such modifications or work under the terms of Section 1 above, provided that you also meet all of these conditions:

- a) The modified work must itself be a software library.
- b) You must cause the files modified to carry prominent notices stating that you changed the files and the date of any change.
- c) You must cause the whole of the work to be licensed at no charge to all third parties under the terms of this License.
- d) If a facility in the modified Library refers to a function or a table of data to be supplied by an application program that uses the facility, other than as an argument passed when the facility is invoked, then you must make a good faith effort to ensure that, in the event an application does not supply such function or table, the facility still operates, and performs whatever part of its purpose remains meaningful.

(For example, a function in a library to compute square roots has a purpose that is entirely well-defined independent of the application. Therefore, Subsection 2d requires that any application-supplied function or table used by this function must be optional: if the application does not supply it, the square root function must still compute square roots.)

These requirements apply to the modified work as a whole. If identifiable sections of that work are not derived from the Library, and can be reasonably considered independent and separate works in themselves, then this License, and its terms, do not apply to those sections when you distribute them as separate works. But when you distribute the same sections as part of a whole which is a work based on the Library, the distribution of the whole must be on the terms of this License, whose permissions for other licensees extend to the entire whole, and thus to each and every part regardless of who wrote it.

Thus, it is not the intent of this section to claim rights or contest your rights to work written entirely by you; rather, the intent is to exercise the right to control the distribution of derivative or collective works based on the Library.

In addition, mere aggregation of another work not based on the Library with the Library (or with a work based on the Library) on a volume of a storage or distribution medium does not bring the other work under the scope of this License.

3. You may opt to apply the terms of the ordinary GNU General Public License instead of this License to a given copy of the Library. To do this, you must alter all the notices that refer to this License, so that they refer to the ordinary GNU General Public License, version 2, instead of to this License. (If a newer version than version 2 of the ordinary GNU General Public License has appeared, then you can specify that version instead if you wish.) Do not make any other change in these notices.

Once this change is made in a given copy, it is irreversible for that copy, so the ordinary GNU General Public License applies to all subsequent copies and derivative works made from that copy.

This option is useful when you wish to copy part of the code of the Library into a program that is not a library.

4. You may copy and distribute the Library (or a portion or derivative of it, under Section 2) in object code or executable form under the terms of Sections 1 and 2 above provided that you accompany it with the complete corresponding machine-readable source code, which must be distributed under the terms of Sections 1 and 2 above on a medium customarily used for software interchange.

If distribution of object code is made by offering access to copy from a designated place, then offering equivalent access to copy the source code from the same place satisfies the requirement to distribute the source code, even though third parties are not compelled to copy the source along with the object code.

5. A program that contains no derivative of any portion of the Library, but is designed to work with the Library by being compiled or linked with it, is called a "work that uses the Library". Such a work, in isolation, is not a derivative work of the Library, and therefore falls outside the scope of this License.

However, linking a "work that uses the Library" with the Library creates an executable that is a derivative of the Library (because it contains portions of the Library), rather than a "work that uses the library". The executable is therefore covered by this License. Section 6 states terms for distribution of such executables.

When a "work that uses the Library" uses material from a header file that is part of the Library, the object code for the work may be a derivative work of the Library even though the source code is not. Whether this is true is especially significant if the work can be linked without the Library, or if the work is itself a library. The threshold for this to be true is not precisely defined by law.

If such an object file uses only numerical parameters, data structure layouts and accessors, and small macros and small inline functions (ten lines or less in length), then the use of the object file is unrestricted, regardless of whether it is legally a derivative work. (Executables containing this object code plus portions of the Library will still fall under Section 6.)

Otherwise, if the work is a derivative of the Library, you may distribute the object code for the work under the terms of Section 6. Any executables containing that work also fall under Section 6, whether or not they are linked directly with the Library itself.

6. As an exception to the Sections above, you may also combine or link a "work that uses the Library" with the Library to produce a work containing portions of the Library, and distribute that work under terms of your choice, provided that the terms permit modification of the work for the customer's own use and reverse engineering for debugging such modifications.

You must give prominent notice with each copy of the work that the Library is used in it and that the Library and its use are covered by this License. You must supply a copy of this License. If the work during execution displays copyright notices, you must include the copyright notice for the Library among them, as well as a reference directing the user to the copy of this License. Also, you must do one of these things:

a) Accompany the work with the complete corresponding machine-readable source code for the Library including whatever changes were used in the work (which must be distributed under Sections 1 and 2 above); and, if the work is an executable linked with the Library, with the complete machine-readable "work that uses the Library", as object code and/or source code, so that the user can modify the Library and then relink to produce a modified executable containing the modified Library. (It is understood that the user who changes the contents of definitions files in the Library will not necessarily be able to recompile the application to use the modified definitions.)

b) Use a suitable shared library mechanism for linking with the Library. A suitable mechanism is one that (1) uses at run time a copy of the library already present on the user's computer system, rather than copying library functions into the executable, and (2) will operate properly with a modified version of the library, if

the user installs one, as long as the modified version is interface-compatible with the version that the work was made with.

- c) Accompany the work with a written offer, valid for at least three years, to give the same user the materials specified in Subsection 6a, above, for a charge no more than the cost of performing this distribution.
- d) If distribution of the work is made by offering access to copy from a designated place, offer equivalent access to copy the above specified materials from the same place.
- e) Verify that the user has already received a copy of these materials or that you have already sent this user a copy.

For an executable, the required form of the "work that uses the Library" must include any data and utility programs needed for reproducing the executable from it. However, as a special exception, the materials to be distributed need not include anything that is normally distributed (in either source or binary form) with the major components (compiler, kernel, and so on) of the operating system on which the executable runs, unless that component itself accompanies the executable.

It may happen that this requirement contradicts the license restrictions of other proprietary libraries that do not normally accompany the operating system. Such a contradiction means you cannot use both them and the Library together in an executable that you distribute.

7. You may place library facilities that are a work based on the Library side-by-side in a single library together with other library facilities not covered by this License, and distribute such a combined library, provided that the separate distribution of the work based on the Library and of the other library facilities is otherwise permitted, and provided that you do these two things:

- a) Accompany the combined library with a copy of the same work based on the Library, uncombined with any other library facilities. This must be distributed under the terms of the Sections above.
- b) Give prominent notice with the combined library of the fact that part of it is a work based on the Library, and explaining where to find the accompanying uncombined form of the same work.

8. You may not copy, modify, sublicense, link with, or distribute the Library except as expressly provided under this License. Any attempt otherwise to copy, modify, sublicense, link with, or distribute the Library is void, and will automatically terminate your rights under this License. However, parties who have received copies, or rights, from you under this License will not have their licenses terminated so long as such parties remain in full compliance.

9. You are not required to accept this License, since you have not signed it. However, nothing else grants you permission to modify or distribute the Library or its derivative works. These actions are prohibited by law if you do not accept this License. Therefore, by modifying or distributing the Library (or any work based on the Library), you indicate your acceptance of this License to do so, and all its terms and conditions for copying, distributing or modifying the Library or works based on it.

10. Each time you redistribute the Library (or any work based on the Library), the recipient automatically receives a license from the original licensor to copy, distribute, link with or modify the Library subject to these terms and conditions. You may not impose any further restrictions on the recipients' exercise of the rights granted herein. You are not responsible for enforcing compliance by third parties with this License.

11. If, as a consequence of a court judgment or allegation of patent infringement or for any other reason (not limited to patent issues), conditions are imposed on you (whether by court order, agreement or otherwise) that contradict the conditions of this License, they do not excuse you from the conditions of this License. If you cannot distribute so as to satisfy simultaneously your obligations under this License and any other pertinent obligations, then as a consequence you may not distribute the Library at all. For example, if a patent license would not permit royalty-free redistribution of the Library by all those who receive copies directly or indirectly through you, then the only way you could satisfy both it and this License would be to refrain entirely from distribution of the Library.

If any portion of this section is held invalid or unenforceable under any particular circumstance, the balance of the section is intended to apply, and the section as a whole is intended to apply in other circumstances.

It is not the purpose of this section to induce you to infringe any patents or other property right claims or to contest validity of any such claims; this section has the sole purpose of protecting the integrity of the free software distribution system which is implemented by public license practices. Many people have made generous contributions to the wide range of software distributed through that system in reliance on consistent application of that system; it is up to the author/donor to decide if he or she is willing to distribute software through any other system and a licensee cannot impose that choice.

This section is intended to make thoroughly clear what is believed to be a consequence of the rest of this License.

12. If the distribution and/or use of the Library is restricted in certain countries either by patents or by copyrighted interfaces, the original copyright holder who places the Library under this License may add an explicit geographical distribution limitation excluding those countries, so that distribution is permitted only in or among countries not thus excluded. In such case, this License incorporates the limitation as if written in the body of this License.

13. The Free Software Foundation may publish revised and/or new versions of the Lesser General Public License from time to time. Such new versions will be similar in spirit to the present version, but may differ in detail to address new problems or concerns.

Each version is given a distinguishing version number. If the Library specifies a version number of this License which applies to it and "any later version", you have the option of following the terms and conditions either of that version or of any later version published by the Free Software Foundation. If the Library does not specify a license version number, you may choose any version ever published by the Free Software Foundation.

14. If you wish to incorporate parts of the Library into other free programs whose distribution conditions are incompatible with these, write to the author to ask for permission. For software which is copyrighted by the Free Software Foundation, write to the Free Software Foundation; we sometimes make exceptions for this. Our decision will be guided by the two goals of preserving the free status of all derivatives of our free software and of promoting the sharing and reuse of software generally.

#### NO WARRANTY

15. BECAUSE THE LIBRARY IS LICENSED FREE OF CHARGE, THERE IS NO WARRANTY FOR THE LIBRARY, TO THE EXTENT PERMITTED BY APPLICABLE LAW. EXCEPT WHEN OTHERWISE STATED IN WRITING THE COPYRIGHT HOLDERS AND/OR OTHER PARTIES PROVIDE THE LIBRARY "AS IS" WITHOUT WARRANTY OF ANY KIND, EITHER EXPRESSED OR IMPLIED, INCLUDING, BUT NOT LIMITED TO, THE IMPLIED WARRANTIES OF MERCHANTABILITY AND FITNESS FOR A PARTICULAR

PURPOSE. THE ENTIRE RISK AS TO THE QUALITY AND PERFORMANCE OF THE LIBRARY IS WITH YOU. SHOULD THE LIBRARY PROVE DEFECTIVE, YOU ASSUME THE COST OF ALL NECESSARY SERVICING, REPAIR OR CORRECTION.

16. IN NO EVENT UNLESS REQUIRED BY APPLICABLE LAW OR AGREED TO IN WRITING WILL ANY COPYRIGHT HOLDER, OR ANY OTHER PARTY WHO MAY MODIFY AND/OR REDISTRIBUTE THE LIBRARY AS PERMITTED ABOVE, BE LIABLE TO YOU FOR DAMAGES, INCLUDING ANY GENERAL, SPECIAL, INCIDENTAL OR CONSEQUENTIAL DAMAGES ARISING OUT OF THE USE OR INABILITY TO USE THE LIBRARY (INCLUDING BUT NOT LIMITED TO LOSS OF DATA OR DATA BEING RENDERED INACCURATE OR LOSSES SUSTAINED BY YOU OR THIRD PARTIES OR A FAILURE OF THE LIBRARY TO OPERATE WITH ANY OTHER SOFTWARE), EVEN IF SUCH HOLDER OR OTHER PARTY HAS BEEN ADVISED OF THE POSSIBILITY OF SUCH DAMAGES.

END OF TERMS AND CONDITIONS

How to Apply These Terms to Your New Libraries

If you develop a new library, and you want it to be of the greatest possible use to the public, we recommend making it free software that everyone can redistribute and change. You can do so by permitting redistribution under these terms (or, alternatively, under the terms of the ordinary General Public License).

To apply these terms, attach the following notices to the library. It is safest to attach them to the start of each source file to most effectively convey the exclusion of warranty; and each file should have at least the "copyright" line and a pointer to where the full notice is found.

```
<one line to give the library's name and a brief idea of what it does.>
Copyright (C) <year> <name of author>
```

```
This library is free software; you can redistribute it and/or
modify it under the terms of the GNU Lesser General Public
License as published by the Free Software Foundation; either
version 2.1 of the License, or (at your option) any later version.
```

```
This library is distributed in the hope that it will be useful,
but WITHOUT ANY WARRANTY; without even the implied warranty of
MERCHANTABILITY or FITNESS FOR A PARTICULAR PURPOSE. See the GNU
Lesser General Public License for more details.
```

```
You should have received a copy of the GNU Lesser General Public
License along with this library; if not, write to the Free Software
Foundation, Inc., 59 Temple Place, Suite 330, Boston, MA 02111-1307 USA
```

Also add information on how to contact you by electronic and paper mail.

You should also get your employer (if you work as a programmer) or your school, if any, to sign a "copyright disclaimer" for the library, if necessary. Here is a sample; alter the names:

```
Yoyodyne, Inc., hereby disclaims all copyright interest in the
library `Frob' (a library for tweaking knobs) written by James Random Hacker.
```

```
<signature of Ty Coon>, 1 April 1990
Ty Coon, President of Vice
```

That's all there is to it!

**Shapelib**

GNU LIBRARY GENERAL PUBLIC LICENSE  
Version 2, June 1991

```
Copyright (C) 1991 Free Software Foundation, Inc.
675 Mass Ave, Cambridge, MA 02139, USA
Everyone is permitted to copy and distribute verbatim copies
```



of this license document, but changing it is not allowed.

[This is the first released version of the library GPL. It is numbered 2 because it goes with version 2 of the ordinary GPL.]

#### Preamble

The licenses for most software are designed to take away your freedom to share and change it. By contrast, the GNU General Public Licenses are intended to guarantee your freedom to share and change free software--to make sure the software is free for all its users.

This license, the Library General Public License, applies to some specially designated Free Software Foundation software, and to any other libraries whose authors decide to use it. You can use it for your libraries, too.

When we speak of free software, we are referring to freedom, not price. Our General Public Licenses are designed to make sure that you have the freedom to distribute copies of free software (and charge for this service if you wish), that you receive source code or can get it if you want it, that you can change the software or use pieces of it in new free programs; and that you know you can do these things.

To protect your rights, we need to make restrictions that forbid anyone to deny you these rights or to ask you to surrender the rights. These restrictions translate to certain responsibilities for you if you distribute copies of the library, or if you modify it.

For example, if you distribute copies of the library, whether gratis or for a fee, you must give the recipients all the rights that we gave you. You must make sure that they, too, receive or can get the source code. If you link a program with the library, you must provide complete object files to the recipients so that they can relink them with the library, after making changes to the library and recompiling it. And you must show them these terms so they know their rights.

Our method of protecting your rights has two steps: (1) copyright the library, and (2) offer you this license which gives you legal permission to copy, distribute and/or modify the library.

Also, for each distributor's protection, we want to make certain that everyone understands that there is no warranty for this free library. If the library is modified by someone else and passed on, we want its recipients to know that what they have is not the original version, so that any problems introduced by others will not reflect on the original authors' reputations.

Finally, any free program is threatened constantly by software patents. We wish to avoid the danger that companies distributing free software will individually obtain patent licenses, thus in effect transforming the program into proprietary software. To prevent this, we have made it clear that any patent must be licensed for everyone's free use or not licensed at all.

Most GNU software, including some libraries, is covered by the ordinary GNU General Public License, which was designed for utility programs. This license, the GNU Library General Public License, applies to certain designated libraries. This license is quite different from the ordinary one; be sure to read it in full, and don't assume that anything in it is the same as in the ordinary license.

The reason we have a separate public license for some libraries is that they blur the distinction we usually make between modifying or adding to a program and simply using it. Linking a program with a library, without changing the library, is in some sense simply using the library, and is analogous to running a utility program or application program. However, in a textual and legal sense, the linked executable is a combined work, a derivative of the original library, and the ordinary General Public License treats it as such.

Because of this blurred distinction, using the ordinary General Public License for libraries did not effectively promote software sharing, because most developers did not use the libraries. We concluded that weaker conditions might promote sharing better.

However, unrestricted linking of non-free programs would deprive the users of those programs of all benefit from the free status of the libraries themselves. This Library General Public License is intended to permit developers of non-free programs to use free libraries, while preserving your freedom as a user of such programs to change the free libraries that are incorporated in them. (We have not seen how to achieve this as regards changes in header files, but we have achieved it as regards changes in the actual functions of the Library.) The hope is that this will lead to faster development of free libraries.

The precise terms and conditions for copying, distribution and modification follow. Pay close attention to the difference between a "work based on the library" and a "work that uses the library". The former contains code derived from the library, while the latter only works together with the library.

Note that it is possible for a library to be covered by the ordinary General Public License rather than by this special one.

GNU LIBRARY GENERAL PUBLIC LICENSE  
TERMS AND CONDITIONS FOR COPYING, DISTRIBUTION AND MODIFICATION

0. This License Agreement applies to any software library which contains a notice placed by the copyright holder or other authorized party saying it may be distributed under the terms of this Library General Public License (also called "this License"). Each licensee is addressed as "you".

A "library" means a collection of software functions and/or data prepared so as to be conveniently linked with application programs (which use some of those functions and data) to form executables.

The "Library", below, refers to any such software library or work which has been distributed under these terms. A "work based on the Library" means either the Library or any derivative work under copyright law: that is to say, a work containing the Library or a portion of it, either verbatim or with modifications and/or translated straightforwardly into another language. (Hereinafter, translation is included without limitation in the term "modification".)

"Source code" for a work means the preferred form of the work for making modifications to it. For a library, complete source code means all the source code for all modules it contains, plus any associated interface definition files, plus the scripts used to control compilation and installation of the library.

Activities other than copying, distribution and modification are not covered by this License; they are outside its scope. The act of running a program using the Library is not restricted, and output from such a program is covered only if its contents constitute a work based on the Library (independent of the use of the Library in a tool for writing it). Whether that is true depends on what the Library does and what the program that uses the Library does.

1. You may copy and distribute verbatim copies of the Library's complete source code as you receive it, in any medium, provided that you conspicuously and appropriately publish on each copy an appropriate copyright notice and disclaimer of warranty; keep intact all the notices that refer to this License and to the absence of any warranty; and distribute a copy of this License along with the Library.

You may charge a fee for the physical act of transferring a copy, and you may at your option offer warranty protection in exchange for a

fee.

2. You may modify your copy or copies of the Library or any portion of it, thus forming a work based on the Library, and copy and distribute such modifications or work under the terms of Section 1 above, provided that you also meet all of these conditions:

- a) The modified work must itself be a software library.
- b) You must cause the files modified to carry prominent notices stating that you changed the files and the date of any change.
- c) You must cause the whole of the work to be licensed at no charge to all third parties under the terms of this License.
- d) If a facility in the modified Library refers to a function or a table of data to be supplied by an application program that uses the facility, other than as an argument passed when the facility is invoked, then you must make a good faith effort to ensure that, in the event an application does not supply such function or table, the facility still operates, and performs whatever part of its purpose remains meaningful.

(For example, a function in a library to compute square roots has a purpose that is entirely well-defined independent of the application. Therefore, Subsection 2d requires that any application-supplied function or table used by this function must be optional: if the application does not supply it, the square root function must still compute square roots.)

These requirements apply to the modified work as a whole. If identifiable sections of that work are not derived from the Library, and can be reasonably considered independent and separate works in themselves, then this License, and its terms, do not apply to those sections when you distribute them as separate works. But when you distribute the same sections as part of a whole which is a work based on the Library, the distribution of the whole must be on the terms of this License, whose permissions for other licensees extend to the entire whole, and thus to each and every part regardless of who wrote it.

Thus, it is not the intent of this section to claim rights or contest your rights to work written entirely by you; rather, the intent is to exercise the right to control the distribution of derivative or collective works based on the Library.

In addition, mere aggregation of another work not based on the Library with the Library (or with a work based on the Library) on a volume of a storage or distribution medium does not bring the other work under the scope of this License.

3. You may opt to apply the terms of the ordinary GNU General Public License instead of this License to a given copy of the Library. To do this, you must alter all the notices that refer to this License, so that they refer to the ordinary GNU General Public License, version 2, instead of to this License. (If a newer version than version 2 of the ordinary GNU General Public License has appeared, then you can specify that version instead if you wish.) Do not make any other change in these notices.

Once this change is made in a given copy, it is irreversible for that copy, so the ordinary GNU General Public License applies to all subsequent copies and derivative works made from that copy.

This option is useful when you wish to copy part of the code of the Library into a program that is not a library.

4. You may copy and distribute the Library (or a portion or derivative of it, under Section 2) in object code or executable form under the terms of Sections 1 and 2 above provided that you accompany

it with the complete corresponding machine-readable source code, which must be distributed under the terms of Sections 1 and 2 above on a medium customarily used for software interchange.

If distribution of object code is made by offering access to copy from a designated place, then offering equivalent access to copy the source code from the same place satisfies the requirement to distribute the source code, even though third parties are not compelled to copy the source along with the object code.

5. A program that contains no derivative of any portion of the Library, but is designed to work with the Library by being compiled or linked with it, is called a "work that uses the Library". Such a work, in isolation, is not a derivative work of the Library, and therefore falls outside the scope of this License.

However, linking a "work that uses the Library" with the Library creates an executable that is a derivative of the Library (because it contains portions of the Library), rather than a "work that uses the library". The executable is therefore covered by this License. Section 6 states terms for distribution of such executables.

When a "work that uses the Library" uses material from a header file that is part of the Library, the object code for the work may be a derivative work of the Library even though the source code is not. Whether this is true is especially significant if the work can be linked without the Library, or if the work is itself a library. The threshold for this to be true is not precisely defined by law.

If such an object file uses only numerical parameters, data structure layouts and accessors, and small macros and small inline functions (ten lines or less in length), then the use of the object file is unrestricted, regardless of whether it is legally a derivative work. (Executables containing this object code plus portions of the Library will still fall under Section 6.)

Otherwise, if the work is a derivative of the Library, you may distribute the object code for the work under the terms of Section 6. Any executables containing that work also fall under Section 6, whether or not they are linked directly with the Library itself.

6. As an exception to the Sections above, you may also compile or link a "work that uses the Library" with the Library to produce a work containing portions of the Library, and distribute that work under terms of your choice, provided that the terms permit modification of the work for the customer's own use and reverse engineering for debugging such modifications.

You must give prominent notice with each copy of the work that the Library is used in it and that the Library and its use are covered by this License. You must supply a copy of this License. If the work during execution displays copyright notices, you must include the copyright notice for the Library among them, as well as a reference directing the user to the copy of this License. Also, you must do one of these things:

- a) Accompany the work with the complete corresponding machine-readable source code for the Library including whatever changes were used in the work (which must be distributed under Sections 1 and 2 above); and, if the work is an executable linked with the Library, with the complete machine-readable "work that uses the Library", as object code and/or source code, so that the user can modify the Library and then relink to produce a modified executable containing the modified Library. (It is understood that the user who changes the contents of definitions files in the Library will not necessarily be able to recompile the application to use the modified definitions.)
- b) Accompany the work with a written offer, valid for at least three years, to give the same user the materials

specified in Subsection 6a, above, for a charge no more than the cost of performing this distribution.

c) If distribution of the work is made by offering access to copy from a designated place, offer equivalent access to copy the above specified materials from the same place.

d) Verify that the user has already received a copy of these materials or that you have already sent this user a copy.

For an executable, the required form of the "work that uses the Library" must include any data and utility programs needed for reproducing the executable from it. However, as a special exception, the source code distributed need not include anything that is normally distributed (in either source or binary form) with the major components (compiler, kernel, and so on) of the operating system on which the executable runs, unless that component itself accompanies the executable.

It may happen that this requirement contradicts the license restrictions of other proprietary libraries that do not normally accompany the operating system. Such a contradiction means you cannot use both them and the Library together in an executable that you distribute.

7. You may place library facilities that are a work based on the Library side-by-side in a single library together with other library facilities not covered by this License, and distribute such a combined library, provided that the separate distribution of the work based on the Library and of the other library facilities is otherwise permitted, and provided that you do these two things:

a) Accompany the combined library with a copy of the same work based on the Library, uncombined with any other library facilities. This must be distributed under the terms of the Sections above.

b) Give prominent notice with the combined library of the fact that part of it is a work based on the Library, and explaining where to find the accompanying uncombined form of the same work.

8. You may not copy, modify, sublicense, link with, or distribute the Library except as expressly provided under this License. Any attempt otherwise to copy, modify, sublicense, link with, or distribute the Library is void, and will automatically terminate your rights under this License. However, parties who have received copies, or rights, from you under this License will not have their licenses terminated so long as such parties remain in full compliance.

9. You are not required to accept this License, since you have not signed it. However, nothing else grants you permission to modify or distribute the Library or its derivative works. These actions are prohibited by law if you do not accept this License. Therefore, by modifying or distributing the Library (or any work based on the Library), you indicate your acceptance of this License to do so, and all its terms and conditions for copying, distributing or modifying the Library or works based on it.

10. Each time you redistribute the Library (or any work based on the Library), the recipient automatically receives a license from the original licensor to copy, distribute, link with or modify the Library subject to these terms and conditions. You may not impose any further restrictions on the recipients' exercise of the rights granted herein. You are not responsible for enforcing compliance by third parties to this License.

11. If, as a consequence of a court judgment or allegation of patent infringement or for any other reason (not limited to patent issues), conditions are imposed on you (whether by court order, agreement or otherwise) that contradict the conditions of this License, they do not

excuse you from the conditions of this License. If you cannot distribute so as to satisfy simultaneously your obligations under this License and any other pertinent obligations, then as a consequence you may not distribute the Library at all. For example, if a patent license would not permit royalty-free redistribution of the Library by all those who receive copies directly or indirectly through you, then the only way you could satisfy both it and this License would be to refrain entirely from distribution of the Library.

If any portion of this section is held invalid or unenforceable under any particular circumstance, the balance of the section is intended to apply, and the section as a whole is intended to apply in other circumstances.

It is not the purpose of this section to induce you to infringe any patents or other property right claims or to contest validity of any such claims; this section has the sole purpose of protecting the integrity of the free software distribution system which is implemented by public license practices. Many people have made generous contributions to the wide range of software distributed through that system in reliance on consistent application of that system; it is up to the author/donor to decide if he or she is willing to distribute software through any other system and a licensee cannot impose that choice.

This section is intended to make thoroughly clear what is believed to be a consequence of the rest of this License.

12. If the distribution and/or use of the Library is restricted in certain countries either by patents or by copyrighted interfaces, the original copyright holder who places the Library under this License may add an explicit geographical distribution limitation excluding those countries, so that distribution is permitted only in or among countries not thus excluded. In such case, this License incorporates the limitation as if written in the body of this License.

13. The Free Software Foundation may publish revised and/or new versions of the Library General Public License from time to time. Such new versions will be similar in spirit to the present version, but may differ in detail to address new problems or concerns.

Each version is given a distinguishing version number. If the Library specifies a version number of this License which applies to it and "any later version", you have the option of following the terms and conditions either of that version or of any later version published by the Free Software Foundation. If the Library does not specify a license version number, you may choose any version ever published by the Free Software Foundation.

14. If you wish to incorporate parts of the Library into other free programs whose distribution conditions are incompatible with these, write to the author to ask for permission. For software which is copyrighted by the Free Software Foundation, write to the Free Software Foundation; we sometimes make exceptions for this. Our decision will be guided by the two goals of preserving the free status of all derivatives of our free software and of promoting the sharing and reuse of software generally.

#### NO WARRANTY

15. BECAUSE THE LIBRARY IS LICENSED FREE OF CHARGE, THERE IS NO WARRANTY FOR THE LIBRARY, TO THE EXTENT PERMITTED BY APPLICABLE LAW. EXCEPT WHEN OTHERWISE STATED IN WRITING THE COPYRIGHT HOLDERS AND/OR OTHER PARTIES PROVIDE THE LIBRARY "AS IS" WITHOUT WARRANTY OF ANY KIND, EITHER EXPRESSED OR IMPLIED, INCLUDING, BUT NOT LIMITED TO, THE IMPLIED WARRANTIES OF MERCHANTABILITY AND FITNESS FOR A PARTICULAR PURPOSE. THE ENTIRE RISK AS TO THE QUALITY AND PERFORMANCE OF THE LIBRARY IS WITH YOU. SHOULD THE LIBRARY PROVE DEFECTIVE, YOU ASSUME THE COST OF ALL NECESSARY SERVICING, REPAIR OR CORRECTION.

16. IN NO EVENT UNLESS REQUIRED BY APPLICABLE LAW OR AGREED TO IN

WRITING WILL ANY COPYRIGHT HOLDER, OR ANY OTHER PARTY WHO MAY MODIFY AND/OR REDISTRIBUTE THE LIBRARY AS PERMITTED ABOVE, BE LIABLE TO YOU FOR DAMAGES, INCLUDING ANY GENERAL, SPECIAL, INCIDENTAL OR CONSEQUENTIAL DAMAGES ARISING OUT OF THE USE OR INABILITY TO USE THE LIBRARY (INCLUDING BUT NOT LIMITED TO LOSS OF DATA OR DATA BEING RENDERED INACCURATE OR LOSSES SUSTAINED BY YOU OR THIRD PARTIES OR A FAILURE OF THE LIBRARY TO OPERATE WITH ANY OTHER SOFTWARE), EVEN IF SUCH HOLDER OR OTHER PARTY HAS BEEN ADVISED OF THE POSSIBILITY OF SUCH DAMAGES.

END OF TERMS AND CONDITIONS

#### Appendix: How to Apply These Terms to Your New Libraries

If you develop a new library, and you want it to be of the greatest possible use to the public, we recommend making it free software that everyone can redistribute and change. You can do so by permitting redistribution under these terms (or, alternatively, under the terms of the ordinary General Public License).

To apply these terms, attach the following notices to the library. It is safest to attach them to the start of each source file to most effectively convey the exclusion of warranty; and each file should have at least the "copyright" line and a pointer to where the full notice is found.

```
<one line to give the library's name and a brief idea of what it does.>
Copyright (C) <year> <name of author>
```

```
This library is free software; you can redistribute it and/or
modify it under the terms of the GNU Library General Public
License as published by the Free Software Foundation; either
version 2 of the License, or (at your option) any later version.
```

```
This library is distributed in the hope that it will be useful,
but WITHOUT ANY WARRANTY; without even the implied warranty of
MERCHANTABILITY or FITNESS FOR A PARTICULAR PURPOSE. See the GNU
Library General Public License for more details.
```

```
You should have received a copy of the GNU Library General Public
License along with this library; if not, write to the Free
Software Foundation, Inc., 675 Mass Ave, Cambridge, MA 02139, USA.
```

Also add information on how to contact you by electronic and paper mail.

You should also get your employer (if you work as a programmer) or your school, if any, to sign a "copyright disclaimer" for the library, if necessary. Here is a sample; alter the names:

```
Yoyodyne, Inc., hereby disclaims all copyright interest in the
library `Frob' (a library for tweaking knobs) written by James Random Hacker.
```

```
<signature of Ty Coon>, 1 April 1990
Ty Coon, President of Vice
```

That's all there is to it!

#### SQLite3

SQLite is in the Public Domain.  
<http://www.sqlite.org/copyright.html>

#### Tecio

Tecplot, Inc. LICENSE AGREEMENT FOR Tecplot's TecIO ("TecIO")

TecIO is a software library provided by Tecplot, Inc. to enable software developed by others to write data in Tecplot's proprietary binary file

formats, .plt and .szplt, and to read Tecplot binary data in .plt and .szplt format. TecIO is included with Tecplot 360 EX and may also be downloaded from <http://www.tecplot.com/downloads/tecio-library/>.

This license applies to versions of the TecIO library distributed with Tecplot 360 EX 2016 R2 and later and covers both the serial and parallel (MPI) versions of the library.

1. This LICENSE AGREEMENT is between Tecplot, Inc. ("Tecplot"), and the Individual or Organization ("Licensee") accessing and otherwise using TecIO software in source or binary form and its associated documentation.
2. Licensee acknowledges that this is only a limited nonexclusive license. Tecplot is and remains the owner of all titles, rights, and interests in TecIO Software. Title to TecIO and all copies thereof remain with Tecplot. The Materials are copyrighted and are protected by United States copyright laws and international treaty provisions. Licensee will not remove any copyright notice from the Materials. Tecplot does not grant any express or implied right to you under Tecplot patents, copyrights, trademarks, or trade secret information.
3. Subject to the terms and conditions of this License Agreement, Tecplot hereby grants Licensee a nonexclusive, royalty-free, world-wide license to reproduce, analyze, test, perform and/or display publicly, prepare derivative works, distribute, and otherwise use TecIO alone or in any derivative version, provided, however, that Tecplot's License Agreement and Tecplot's notice of copyright, i.e., "Copyright © 1988-2016 Tecplot, Inc. All rights reserved worldwide." are retained in TecIO alone or in any derivative version prepared by Licensee.
4. In the event Licensee prepares a derivative work that is based on or incorporates TecIO or any part thereof, and wants to publish the derivative work as provided herein, Licensee hereby agrees to provide to all end users of any such work a brief summary of all changes made to TecIO, and to convey to Tecplot a copy of the modified TecIO source code within 30 days after publication of any work containing any such changes.
5. Tecplot is making TecIO available to Licensee on an "AS IS" basis. NO OTHER WARRANTIES. TO THE MAXIMUM EXTENT PERMITTED BY APPLICABLE LAW, TECPLOT, INC. AND ITS SUPPLIERS DISCLAIM ALL OTHER WARRANTIES AND CONDITIONS, EITHER EXPRESS OR IMPLIED, INCLUDING, BUT NOT LIMITED TO, IMPLIED WARRANTIES OF MERCHANTABILITY, FITNESS FOR A PARTICULAR PURPOSE, TITLE, AND NONINFRINGEMENT, WITH REGARD TO THE SOFTWARE, AND THE PROVISION OF OR FAILURE TO PROVIDE SUPPORT SERVICES. APART FROM THE WARRANTIES STATED ABOVE, TECPLOT, INC. MAKES NO WARRANTY THAT THE SOFTWARE OR SERVICES WILL: MEET REQUIREMENTS; PROVIDE UNINTERRUPTED, TIMELY, SECURE, OR ERROR-FREE, USE OF COMPUTERS OR NETWORKS; PROVIDE RESULTS WHICH ARE ACCURATE OR RELIABLE; MEET EXPECTATIONS, OR; CORRECT ANY ERRORS IN THE SOFTWARE. TECPLOT, INC. SHALL NOT BE RESPONSIBLE FOR MISUSE OF THE SOFTWARE OR ANY LOSS OF DATA. THIS LIMITED WARRANTY GIVES YOU SPECIFIC LEGAL RIGHTS. YOU MAY HAVE OTHERS, WHICH VARY FROM STATE/JURISDICTION TO STATE/JURISDICTION.
6. TO THE MAXIMUM EXTENT PERMITTED BY APPLICABLE LAW, IN NO EVENT SHALL TECPLOT, INC. OR ITS SUPPLIERS BE LIABLE FOR ANY SPECIAL, INCIDENTAL, INDIRECT, OR CONSEQUENTIAL DAMAGES WHATSOEVER (INCLUDING, WITHOUT LIMITATION, DAMAGES FOR LOSS OF BUSINESS PROFITS, BUSINESS INTERRUPTION, LOSS OF BUSINESS INFORMATION, OR ANY OTHER PECUNIARY LOSS) ARISING OUT OF THE USE OF OR INABILITY TO USE THE SOFTWARE OR THE PROVISION OF OR FAILURE TO PROVIDE SUPPORT SERVICES, EVEN IF TECPLOT, INC. HAS BEEN ADVISED OF THE POSSIBILITY OF SUCH DAMAGES. THIS SHALL BE TRUE EVEN IN THE EVENT OF THE FAILURE OF AN AGREED REMEDY. IN ANY CASE, TECPLOT, INC.'S ENTIRE LIABILITY FOR CLAIMS ARISING OUT OF USE OF THE SOFTWARE, SERVICE OR ARISING FROM ANY PROVISION OF THIS AGREEMENT SHALL BE LIMITED TO THE AMOUNT ACTUALLY PAID BY LICENSEE FOR THE SOFTWARE OR SERVICE COMPLAINED OF. BECAUSE SOME STATES AND JURISDICTIONS DO NOT ALLOW THE EXCLUSION OR LIMITATION OF LIABILITY, THE ABOVE LIMITATION MAY NOT APPLY TO YOU.
7. This License Agreement will automatically terminate upon a material breach of its terms and conditions.
8. Nothing in this License Agreement shall be deemed to create any relationship of agency, partnership, or joint venture between Tecplot and Licensee. This



License Agreement does not grant permission to use Tecplot trademarks or trade name in a trademark sense to endorse or promote products or services of Licensee, or any third party.

9. By copying, installing or otherwise using TecIO, Licensee agrees to be bound by the terms and conditions of this License Agreement.

### **Tclap**

Copyright (c) 2003 Michael E. Smoot  
Copyright (c) 2004 Daniel Aarno  
Copyright (c) 2017 Google Inc.

Permission is hereby granted, free of charge, to any person obtaining a copy of this software and associated documentation files (the "Software"), to deal in the Software without restriction, including without limitation the rights to use, copy, modify, merge, publish, distribute, sublicense, and/or sell copies of the Software, and to permit persons to whom the Software is furnished to do so, subject to the following conditions:

The above copyright notice and this permission notice shall be included in all copies or substantial portions of the Software.

THE SOFTWARE IS PROVIDED "AS IS", WITHOUT WARRANTY OF ANY KIND, EXPRESS OR IMPLIED, INCLUDING BUT NOT LIMITED TO THE WARRANTIES OF MERCHANTABILITY, FITNESS FOR A PARTICULAR PURPOSE AND NONINFRINGEMENT. IN NO EVENT SHALL THE AUTHORS OR COPYRIGHT HOLDERS BE LIABLE FOR ANY CLAIM, DAMAGES OR OTHER LIABILITY, WHETHER IN AN ACTION OF CONTRACT, TORT OR OTHERWISE, ARISING FROM, OUT OF OR IN CONNECTION WITH THE SOFTWARE OR THE USE OR OTHER DEALINGS IN THE SOFTWARE.

### **Tiff**

Copyright (c) 1988-1997 Sam Leffler  
Copyright (c) 1991-1997 Silicon Graphics, Inc.

Permission to use, copy, modify, distribute, and sell this software and its documentation for any purpose is hereby granted without fee, provided that (i) the above copyright notices and this permission notice appear in all copies of the software and related documentation, and (ii) the names of Sam Leffler and Silicon Graphics may not be used in any advertising or publicity relating to the software without the specific, prior written permission of Sam Leffler and Silicon Graphics.

THE SOFTWARE IS PROVIDED "AS-IS" AND WITHOUT WARRANTY OF ANY KIND, EXPRESS, IMPLIED OR OTHERWISE, INCLUDING WITHOUT LIMITATION, ANY WARRANTY OF MERCHANTABILITY OR FITNESS FOR A PARTICULAR PURPOSE.

IN NO EVENT SHALL SAM LEFFLER OR SILICON GRAPHICS BE LIABLE FOR ANY SPECIAL, INCIDENTAL, INDIRECT OR CONSEQUENTIAL DAMAGES OF ANY KIND, OR ANY DAMAGES WHATSOEVER RESULTING FROM LOSS OF USE, DATA OR PROFITS, WHETHER OR NOT ADVISED OF THE POSSIBILITY OF DAMAGE, AND ON ANY THEORY OF LIABILITY, ARISING OUT OF OR IN CONNECTION WITH THE USE OR PERFORMANCE OF THIS SOFTWARE.

### **Utfcpp**

Boost Software License - Version 1.0 - August 17th, 2003

Permission is hereby granted, free of charge, to any person or organization obtaining a copy of the software and accompanying documentation covered by this license (the "Software") to use, reproduce, display, distribute, execute, and transmit the Software, and to prepare derivative works of the Software, and to permit third-parties to whom the Software is furnished to

do so, all subject to the following:

The copyright notices in the Software and this entire statement, including the above license grant, this restriction and the following disclaimer, must be included in all copies of the Software, in whole or in part, and all derivative works of the Software, unless such copies or derivative works are solely in the form of machine-executable object code generated by a source language processor.

THE SOFTWARE IS PROVIDED "AS IS", WITHOUT WARRANTY OF ANY KIND, EXPRESS OR IMPLIED, INCLUDING BUT NOT LIMITED TO THE WARRANTIES OF MERCHANTABILITY, FITNESS FOR A PARTICULAR PURPOSE, TITLE AND NON-INFRINGEMENT. IN NO EVENT SHALL THE COPYRIGHT HOLDERS OR ANYONE DISTRIBUTING THE SOFTWARE BE LIABLE FOR ANY DAMAGES OR OTHER LIABILITY, WHETHER IN CONTRACT, TORT OR OTHERWISE, ARISING FROM, OUT OF OR IN CONNECTION WITH THE SOFTWARE OR THE USE OR OTHER DEALINGS IN THE SOFTWARE.

### Vcpkg

Copyright (c) Microsoft Corporation

All rights reserved.

#### MIT License

Permission is hereby granted, free of charge, to any person obtaining a copy of this software and associated documentation files (the "Software"), to deal in the Software without restriction, including without limitation the rights to use, copy, modify, merge, publish, distribute, sublicense, and/or sell copies of the Software, and to permit persons to whom the Software is furnished to do so, subject to the following conditions:

The above copyright notice and this permission notice shall be included in all copies or substantial portions of the Software.

THE SOFTWARE IS PROVIDED \*AS IS\*, WITHOUT WARRANTY OF ANY KIND, EXPRESS OR IMPLIED, INCLUDING BUT NOT LIMITED TO THE WARRANTIES OF MERCHANTABILITY, FITNESS FOR A PARTICULAR PURPOSE AND NON-INFRINGEMENT. IN NO EVENT SHALL THE AUTHORS OR COPYRIGHT HOLDERS BE LIABLE FOR ANY CLAIM, DAMAGES OR OTHER LIABILITY, WHETHER IN AN ACTION OF CONTRACT, TORT OR OTHERWISE, ARISING FROM, OUT OF OR IN CONNECTION WITH THE SOFTWARE OR THE USE OR OTHER DEALINGS IN THE SOFTWARE.

### Vtk

/\*\*\*\*\*

Program: Visualization Toolkit  
Module: Copyright.txt

Copyright (c) 1993-2015 Ken Martin, Will Schroeder, Bill Lorensen  
All rights reserved.

Redistribution and use in source and binary forms, with or without modification, are permitted provided that the following conditions are met:

- \* Redistributions of source code must retain the above copyright notice, this list of conditions and the following disclaimer.
- \* Redistributions in binary form must reproduce the above copyright notice, this list of conditions and the following disclaimer in the documentation and/or other materials provided with the distribution.
- \* Neither name of Ken Martin, Will Schroeder, or Bill Lorensen nor the names of any contributors may be used to endorse or promote products derived from this software without specific prior written permission.

THIS SOFTWARE IS PROVIDED BY THE COPYRIGHT HOLDERS AND CONTRIBUTORS ``AS IS'' AND ANY EXPRESS OR IMPLIED WARRANTIES, INCLUDING, BUT NOT LIMITED TO, THE IMPLIED WARRANTIES OF MERCHANTABILITY AND FITNESS FOR A PARTICULAR PURPOSE ARE DISCLAIMED. IN NO EVENT SHALL THE AUTHORS OR CONTRIBUTORS BE LIABLE FOR ANY DIRECT, INDIRECT, INCIDENTAL, SPECIAL, EXEMPLARY, OR CONSEQUENTIAL DAMAGES (INCLUDING, BUT NOT LIMITED TO, PROCUREMENT OF SUBSTITUTE GOODS OR SERVICES; LOSS OF USE, DATA, OR PROFITS; OR BUSINESS INTERRUPTION) HOWEVER CAUSED AND ON ANY THEORY OF LIABILITY, WHETHER IN CONTRACT, STRICT LIABILITY, OR TORT (INCLUDING NEGLIGENCE OR OTHERWISE) ARISING IN ANY WAY OUT OF THE USE OF THIS SOFTWARE, EVEN IF ADVISED OF THE POSSIBILITY OF SUCH DAMAGE.

=====\*/

## VtkexodusII

Copyright (c) 2005-2017 National Technology & Engineering Solutions of Sandia, LLC (NTESS). Under the terms of Contract DE-NA0003525 with NTESS, the U.S. Government retains certain rights in this software.

Redistribution and use in source and binary forms, with or without modification, are permitted provided that the following conditions are met:

- \* Redistributions of source code must retain the above copyright notice, this list of conditions and the following disclaimer.
- \* Redistributions in binary form must reproduce the above copyright notice, this list of conditions and the following disclaimer in the documentation and/or other materials provided with the distribution.
- \* Neither the name of NTESS nor the names of its contributors may be used to endorse or promote products derived from this software without specific prior written permission.

THIS SOFTWARE IS PROVIDED BY THE COPYRIGHT HOLDERS AND CONTRIBUTORS "AS IS" AND ANY EXPRESS OR IMPLIED WARRANTIES, INCLUDING, BUT NOT LIMITED TO, THE IMPLIED WARRANTIES OF MERCHANTABILITY AND FITNESS FOR A PARTICULAR PURPOSE ARE DISCLAIMED. IN NO EVENT SHALL THE COPYRIGHT OWNER OR CONTRIBUTORS BE LIABLE FOR ANY DIRECT, INDIRECT, INCIDENTAL, SPECIAL, EXEMPLARY, OR CONSEQUENTIAL DAMAGES (INCLUDING, BUT NOT LIMITED TO, PROCUREMENT OF SUBSTITUTE GOODS OR SERVICES; LOSS OF USE, DATA, OR PROFITS; OR BUSINESS INTERRUPTION) HOWEVER CAUSED AND ON ANY THEORY OF LIABILITY, WHETHER IN CONTRACT, STRICT LIABILITY, OR TORT (INCLUDING NEGLIGENCE OR OTHERWISE) ARISING IN ANY WAY OUT OF THE USE OF THIS SOFTWARE, EVEN IF ADVISED OF THE POSSIBILITY OF SUCH DAMAGE.

## Zlib

### ZLIB DATA COMPRESSION LIBRARY

zlib 1.2.12 is a general purpose data compression library. All the code is thread safe. The data format used by the zlib library is described by RFCs (Request for Comments) 1950 to 1952 in the files <http://tools.ietf.org/html/rfc1950> (zlib format), [rfc1951](http://tools.ietf.org/html/rfc1951) (deflate format) and [rfc1952](http://tools.ietf.org/html/rfc1952) (gzip format).

All functions of the compression library are documented in the file `zlib.h` (volunteer to write man pages welcome, contact [zlib@gzip.org](mailto:zlib@gzip.org)). A usage example of the library is given in the file `test/example.c` which also tests that the library is working correctly. Another example is given in the file `test/minigzip.c`. The compression library itself is composed of all source files in the root directory.

To compile all files and run the test program, follow the instructions given at the top of `Makefile.in`. In short `./configure; make test`, and if that goes well, `make install` should work for most flavors of Unix. For Windows, use

one of the special makefiles in win32/ or contrib/vstudio/ . For VMS, use make\_vms.com.

Questions about zlib should be sent to <zlib@gzip.org>, or to Gilles Vollant <info@winimage.com> for the Windows DLL version. The zlib home page is <http://zlib.net/> . Before reporting a problem, please check this site to verify that you have the latest version of zlib; otherwise get the latest version and check whether the problem still exists or not.

PLEASE read the zlib FAQ [http://zlib.net/zlib\\_faq.html](http://zlib.net/zlib_faq.html) before asking for help.

Mark Nelson <markn@ieee.org> wrote an article about zlib for the Jan. 1997 issue of Dr. Dobbs's Journal; a copy of the article is available at <http://marknelson.us/1997/01/01/zlib-engine/> .

The changes made in version 1.2.12 are documented in the file ChangeLog.

Unsupported third party contributions are provided in directory contrib/ .

zlib is available in Java using the java.util.zip package, documented at <http://java.sun.com/developer/technicalArticles/Programming/compression/> .

A Perl interface to zlib written by Paul Marquess <pmqs@cpan.org> is available at CPAN (Comprehensive Perl Archive Network) sites, including <http://search.cpan.org/~pmqs/IO-Compress-Zlib/> .

A Python interface to zlib written by A.M. Kuchling <amk@amk.ca> is available in Python 1.5 and later versions, see <http://docs.python.org/library/zlib.html> .

zlib is built into tcl: <http://wiki.tcl.tk/4610> .

An experimental package to read and write files in .zip format, written on top of zlib by Gilles Vollant <info@winimage.com>, is available in the contrib/minizip directory of zlib.

Notes for some targets:

- For Windows DLL versions, please see win32/DLL\_FAQ.txt
- For 64-bit Irix, deflate.c must be compiled without any optimization. With -O, one libpng test fails. The test works in 32 bit mode (with the -n32 compiler flag). The compiler bug has been reported to SGI.
- zlib doesn't work with gcc 2.6.3 on a DEC 3000/300LX under OSF/1 2.1 it works when compiled with cc.
- On Digital Unix 4.0D (formerly OSF/1) on AlphaServer, the cc option -std1 is necessary to get gzprintf working correctly. This is done by configure.
- zlib doesn't work on HP-UX 9.05 with some versions of /bin/cc. It works with other compilers. Use "make test" to check your compiler.
- gzdopen is not supported on RISCOS or BEOS.
- For PalmOs, see <http://palmzlib.sourceforge.net/>

Acknowledgments:

The deflate format used by zlib was defined by Phil Katz. The deflate and zlib specifications were written by L. Peter Deutsch. Thanks to all the people who reported problems and suggested various improvements in zlib; they are too numerous to cite here.

Copyright notice:

(C) 1995-2022 Jean-loup Gailly and Mark Adler

This software is provided 'as-is', without any express or implied warranty. In no event will the authors be held liable for any damages arising from the use of this software.

Permission is granted to anyone to use this software for any purpose, including commercial applications, and to alter it and redistribute it freely, subject to the following restrictions:

1. The origin of this software must not be misrepresented; you must not claim that you wrote the original software. If you use this software in a product, an acknowledgment in the product documentation would be appreciated but is not required.
2. Altered source versions must be plainly marked as such, and must not be misrepresented as being the original software.
3. This notice may not be removed or altered from any source distribution.

Jean-loup Gailly            Mark Adler  
jloup@gzip.org            madler@alumni.caltech.edu

If you use the zlib library in a product, we would appreciate *not* receiving lengthy legal documents to sign. The sources are provided for free but without warranty of any kind. The library has been entirely written by Jean-loup Gailly and Mark Adler; it does not include third-party code. We make all contributions to and distributions of this project solely in our personal capacity, and are not conveying any rights to any intellectual property of any third parties.

If you redistribute modified sources, we would appreciate that you include in the file ChangeLog history information documenting your changes. Please read the FAQ for more information on the distribution of modified source versions.

## Zstd

ZSTD is dual licensed under BSD and GPLv2.

### BSD License

For Zstandard software

Copyright (c) 2016-present, Facebook, Inc. All rights reserved.

Redistribution and use in source and binary forms, with or without modification, are permitted provided that the following conditions are met:

- \* Redistributions of source code must retain the above copyright notice, this list of conditions and the following disclaimer.
- \* Redistributions in binary form must reproduce the above copyright notice, this list of conditions and the following disclaimer in the documentation and/or other materials provided with the distribution.
- \* Neither the name Facebook nor the names of its contributors may be used to endorse or promote products derived from this software without specific prior written permission.

THIS SOFTWARE IS PROVIDED BY THE COPYRIGHT HOLDERS AND CONTRIBUTORS "AS IS" AND ANY EXPRESS OR IMPLIED WARRANTIES, INCLUDING, BUT NOT LIMITED TO, THE IMPLIED WARRANTIES OF MERCHANTABILITY AND FITNESS FOR A PARTICULAR PURPOSE ARE DISCLAIMED. IN NO EVENT SHALL THE COPYRIGHT HOLDER OR CONTRIBUTORS BE LIABLE FOR ANY DIRECT, INDIRECT, INCIDENTAL, SPECIAL, EXEMPLARY, OR CONSEQUENTIAL DAMAGES (INCLUDING, BUT NOT LIMITED TO, PROCUREMENT OF SUBSTITUTE GOODS OR SERVICES; LOSS OF USE, DATA, OR PROFITS; OR BUSINESS INTERRUPTION) HOWEVER CAUSED AND ON ANY THEORY OF LIABILITY, WHETHER IN CONTRACT, STRICT LIABILITY, OR TORT (INCLUDING NEGLIGENCE OR OTHERWISE) ARISING IN ANY WAY OUT OF THE USE OF THIS SOFTWARE, EVEN IF ADVISED OF THE POSSIBILITY OF SUCH DAMAGE.

GNU GENERAL PUBLIC LICENSE  
Version 2, June 1991

Copyright (C) 1989, 1991 Free Software Foundation, Inc.,  
51 Franklin Street, Fifth Floor, Boston, MA 02110-1301 USA  
Everyone is permitted to copy and distribute verbatim copies  
of this license document, but changing it is not allowed.

#### Preamble

The licenses for most software are designed to take away your freedom to share and change it. By contrast, the GNU General Public License is intended to guarantee your freedom to share and change free software--to make sure the software is free for all its users. This General Public License applies to most of the Free Software Foundation's software and to any other program whose authors commit to using it. (Some other Free Software Foundation software is covered by the GNU Lesser General Public License instead.) You can apply it to your programs, too.

When we speak of free software, we are referring to freedom, not price. Our General Public Licenses are designed to make sure that you have the freedom to distribute copies of free software (and charge for this service if you wish), that you receive source code or can get it if you want it, that you can change the software or use pieces of it in new free programs; and that you know you can do these things.

To protect your rights, we need to make restrictions that forbid anyone to deny you these rights or to ask you to surrender the rights. These restrictions translate to certain responsibilities for you if you distribute copies of the software, or if you modify it.

For example, if you distribute copies of such a program, whether gratis or for a fee, you must give the recipients all the rights that you have. You must make sure that they, too, receive or can get the source code. And you must show them these terms so they know their rights.

We protect your rights with two steps: (1) copyright the software, and (2) offer you this license which gives you legal permission to copy, distribute and/or modify the software.

Also, for each author's protection and ours, we want to make certain that everyone understands that there is no warranty for this free software. If the software is modified by someone else and passed on, we want its recipients to know that what they have is not the original, so that any problems introduced by others will not reflect on the original authors' reputations.

Finally, any free program is threatened constantly by software patents. We wish to avoid the danger that redistributors of a free program will individually obtain patent licenses, in effect making the program proprietary. To prevent this, we have made it clear that any patent must be licensed for everyone's free use or not licensed at all.

The precise terms and conditions for copying, distribution and modification follow.

#### GNU GENERAL PUBLIC LICENSE TERMS AND CONDITIONS FOR COPYING, DISTRIBUTION AND MODIFICATION

0. This License applies to any program or other work which contains a notice placed by the copyright holder saying it may be distributed under the terms of this General Public License. The "Program", below, refers to any such program or work, and a "work based on the Program" means either the Program or any derivative work under copyright law: that is to say, a work containing the Program or a portion of it, either verbatim or with modifications and/or translated into another language. (Hereinafter, translation is included without limitation in the term "modification".) Each licensee is addressed as "you".

Activities other than copying, distribution and modification are not

covered by this License; they are outside its scope. The act of running the Program is not restricted, and the output from the Program is covered only if its contents constitute a work based on the Program (independent of having been made by running the Program). Whether that is true depends on what the Program does.

1. You may copy and distribute verbatim copies of the Program's source code as you receive it, in any medium, provided that you conspicuously and appropriately publish on each copy an appropriate copyright notice and disclaimer of warranty; keep intact all the notices that refer to this License and to the absence of any warranty; and give any other recipients of the Program a copy of this License along with the Program.

You may charge a fee for the physical act of transferring a copy, and you may at your option offer warranty protection in exchange for a fee.

2. You may modify your copy or copies of the Program or any portion of it, thus forming a work based on the Program, and copy and distribute such modifications or work under the terms of Section 1 above, provided that you also meet all of these conditions:

- a) You must cause the modified files to carry prominent notices stating that you changed the files and the date of any change.
- b) You must cause any work that you distribute or publish, that in whole or in part contains or is derived from the Program or any part thereof, to be licensed as a whole at no charge to all third parties under the terms of this License.
- c) If the modified program normally reads commands interactively when run, you must cause it, when started running for such interactive use in the most ordinary way, to print or display an announcement including an appropriate copyright notice and a notice that there is no warranty (or else, saying that you provide a warranty) and that users may redistribute the program under these conditions, and telling the user how to view a copy of this License. (Exception: if the Program itself is interactive but does not normally print such an announcement, your work based on the Program is not required to print an announcement.)

These requirements apply to the modified work as a whole. If identifiable sections of that work are not derived from the Program, and can be reasonably considered independent and separate works in themselves, then this License, and its terms, do not apply to those sections when you distribute them as separate works. But when you distribute the same sections as part of a whole which is a work based on the Program, the distribution of the whole must be on the terms of this License, whose permissions for other licensees extend to the entire whole, and thus to each and every part regardless of who wrote it.

Thus, it is not the intent of this section to claim rights or contest your rights to work written entirely by you; rather, the intent is to exercise the right to control the distribution of derivative or collective works based on the Program.

In addition, mere aggregation of another work not based on the Program with the Program (or with a work based on the Program) on a volume of a storage or distribution medium does not bring the other work under the scope of this License.

3. You may copy and distribute the Program (or a work based on it, under Section 2) in object code or executable form under the terms of Sections 1 and 2 above provided that you also do one of the following:

- a) Accompany it with the complete corresponding machine-readable source code, which must be distributed under the terms of Sections 1 and 2 above on a medium customarily used for software interchange; or,
- b) Accompany it with a written offer, valid for at least three

years, to give any third party, for a charge no more than your cost of physically performing source distribution, a complete machine-readable copy of the corresponding source code, to be distributed under the terms of Sections 1 and 2 above on a medium customarily used for software interchange; or,

c) Accompany it with the information you received as to the offer to distribute corresponding source code. (This alternative is allowed only for noncommercial distribution and only if you received the program in object code or executable form with such an offer, in accord with Subsection b above.)

The source code for a work means the preferred form of the work for making modifications to it. For an executable work, complete source code means all the source code for all modules it contains, plus any associated interface definition files, plus the scripts used to control compilation and installation of the executable. However, as a special exception, the source code distributed need not include anything that is normally distributed (in either source or binary form) with the major components (compiler, kernel, and so on) of the operating system on which the executable runs, unless that component itself accompanies the executable.

If distribution of executable or object code is made by offering access to copy from a designated place, then offering equivalent access to copy the source code from the same place counts as distribution of the source code, even though third parties are not compelled to copy the source along with the object code.

4. You may not copy, modify, sublicense, or distribute the Program except as expressly provided under this License. Any attempt otherwise to copy, modify, sublicense or distribute the Program is void, and will automatically terminate your rights under this License. However, parties who have received copies, or rights, from you under this License will not have their licenses terminated so long as such parties remain in full compliance.

5. You are not required to accept this License, since you have not signed it. However, nothing else grants you permission to modify or distribute the Program or its derivative works. These actions are prohibited by law if you do not accept this License. Therefore, by modifying or distributing the Program (or any work based on the Program), you indicate your acceptance of this License to do so, and all its terms and conditions for copying, distributing or modifying the Program or works based on it.

6. Each time you redistribute the Program (or any work based on the Program), the recipient automatically receives a license from the original licensor to copy, distribute or modify the Program subject to these terms and conditions. You may not impose any further restrictions on the recipients' exercise of the rights granted herein. You are not responsible for enforcing compliance by third parties to this License.

7. If, as a consequence of a court judgment or allegation of patent infringement or for any other reason (not limited to patent issues), conditions are imposed on you (whether by court order, agreement or otherwise) that contradict the conditions of this License, they do not excuse you from the conditions of this License. If you cannot distribute so as to satisfy simultaneously your obligations under this License and any other pertinent obligations, then as a consequence you may not distribute the Program at all. For example, if a patent license would not permit royalty-free redistribution of the Program by all those who receive copies directly or indirectly through you, then the only way you could satisfy both it and this License would be to refrain entirely from distribution of the Program.

If any portion of this section is held invalid or unenforceable under any particular circumstance, the balance of the section is intended to apply and the section as a whole is intended to apply in other



circumstances.

It is not the purpose of this section to induce you to infringe any patents or other property right claims or to contest validity of any such claims; this section has the sole purpose of protecting the integrity of the free software distribution system, which is implemented by public license practices. Many people have made generous contributions to the wide range of software distributed through that system in reliance on consistent application of that system; it is up to the author/donor to decide if he or she is willing to distribute software through any other system and a licensee cannot impose that choice.

This section is intended to make thoroughly clear what is believed to be a consequence of the rest of this License.

8. If the distribution and/or use of the Program is restricted in certain countries either by patents or by copyrighted interfaces, the original copyright holder who places the Program under this License may add an explicit geographical distribution limitation excluding those countries, so that distribution is permitted only in or among countries not thus excluded. In such case, this License incorporates the limitation as if written in the body of this License.

9. The Free Software Foundation may publish revised and/or new versions of the General Public License from time to time. Such new versions will be similar in spirit to the present version, but may differ in detail to address new problems or concerns.

Each version is given a distinguishing version number. If the Program specifies a version number of this License which applies to it and "any later version", you have the option of following the terms and conditions either of that version or of any later version published by the Free Software Foundation. If the Program does not specify a version number of this License, you may choose any version ever published by the Free Software Foundation.

10. If you wish to incorporate parts of the Program into other free programs whose distribution conditions are different, write to the author to ask for permission. For software which is copyrighted by the Free Software Foundation, write to the Free Software Foundation; we sometimes make exceptions for this. Our decision will be guided by the two goals of preserving the free status of all derivatives of our free software and of promoting the sharing and reuse of software generally.

#### NO WARRANTY

11. BECAUSE THE PROGRAM IS LICENSED FREE OF CHARGE, THERE IS NO WARRANTY FOR THE PROGRAM, TO THE EXTENT PERMITTED BY APPLICABLE LAW. EXCEPT WHEN OTHERWISE STATED IN WRITING THE COPYRIGHT HOLDERS AND/OR OTHER PARTIES PROVIDE THE PROGRAM "AS IS" WITHOUT WARRANTY OF ANY KIND, EITHER EXPRESSED OR IMPLIED, INCLUDING, BUT NOT LIMITED TO, THE IMPLIED WARRANTIES OF MERCHANTABILITY AND FITNESS FOR A PARTICULAR PURPOSE. THE ENTIRE RISK AS TO THE QUALITY AND PERFORMANCE OF THE PROGRAM IS WITH YOU. SHOULD THE PROGRAM PROVE DEFECTIVE, YOU ASSUME THE COST OF ALL NECESSARY SERVICING, REPAIR OR CORRECTION.

12. IN NO EVENT UNLESS REQUIRED BY APPLICABLE LAW OR AGREED TO IN WRITING WILL ANY COPYRIGHT HOLDER, OR ANY OTHER PARTY WHO MAY MODIFY AND/OR REDISTRIBUTE THE PROGRAM AS PERMITTED ABOVE, BE LIABLE TO YOU FOR DAMAGES, INCLUDING ANY GENERAL, SPECIAL, INCIDENTAL OR CONSEQUENTIAL DAMAGES ARISING OUT OF THE USE OR INABILITY TO USE THE PROGRAM (INCLUDING BUT NOT LIMITED TO LOSS OF DATA OR DATA BEING RENDERED INACCURATE OR LOSSES SUSTAINED BY YOU OR THIRD PARTIES OR A FAILURE OF THE PROGRAM TO OPERATE WITH ANY OTHER PROGRAMS), EVEN IF SUCH HOLDER OR OTHER PARTY HAS BEEN ADVISED OF THE POSSIBILITY OF SUCH DAMAGES.

#### END OF TERMS AND CONDITIONS

How to Apply These Terms to Your New Programs

If you develop a new program, and you want it to be of the greatest possible use to the public, the best way to achieve this is to make it free software which everyone can redistribute and change under these terms.

To do so, attach the following notices to the program. It is safest to attach them to the start of each source file to most effectively convey the exclusion of warranty; and each file should have at least the "copyright" line and a pointer to where the full notice is found.

```
<one line to give the program's name and a brief idea of what it does.>
Copyright (C) <year> <name of author>
```

```
This program is free software; you can redistribute it and/or modify
it under the terms of the GNU General Public License as published by
the Free Software Foundation; either version 2 of the License, or
(at your option) any later version.
```

```
This program is distributed in the hope that it will be useful,
but WITHOUT ANY WARRANTY; without even the implied warranty of
MERCHANTABILITY or FITNESS FOR A PARTICULAR PURPOSE. See the
GNU General Public License for more details.
```

```
You should have received a copy of the GNU General Public License along
with this program; if not, write to the Free Software Foundation, Inc.,
51 Franklin Street, Fifth Floor, Boston, MA 02110-1301 USA.
```

Also add information on how to contact you by electronic and paper mail.

If the program is interactive, make it output a short notice like this when it starts in an interactive mode:

```
Gnomovision version 69, Copyright (C) year name of author
Gnomovision comes with ABSOLUTELY NO WARRANTY; for details type `show w'.
This is free software, and you are welcome to redistribute it
under certain conditions; type `show c' for details.
```

The hypothetical commands `show w' and `show c' should show the appropriate parts of the General Public License. Of course, the commands you use may be called something other than `show w' and `show c'; they could even be mouse-clicks or menu items--whatever suits your program.

You should also get your employer (if you work as a programmer) or your school, if any, to sign a "copyright disclaimer" for the program, if necessary. Here is a sample; alter the names:

```
Yoyodyne, Inc., hereby disclaims all copyright interest in the program
`Gnomovision' (which makes passes at compilers) written by James Hacker.
```

```
<signature of Ty Coon>, 1 April 1989
Ty Coon, President of Vice
```

This General Public License does not permit incorporating your program into proprietary programs. If your program is a subroutine library, you may consider it more useful to permit linking proprietary applications with the library. If this is what you want to do, use the GNU Lesser General Public License instead of this License.

## 1.2 Open source licenses

### Apache-2.0

Apache License  
Version 2.0, January 2004  
<http://www.apache.org/licenses/>

TERMS AND CONDITIONS FOR USE, REPRODUCTION, AND DISTRIBUTION

### 1. Definitions.

"License" shall mean the terms and conditions for use, reproduction, and distribution as defined by Sections 1 through 9 of this document.

"Licensor" shall mean the copyright owner or entity authorized by the copyright owner that is granting the License.

"Legal Entity" shall mean the union of the acting entity and all other entities that control, are controlled by, or are under common control with that entity. For the purposes of this definition, "control" means (i) the power, direct or indirect, to cause the direction or management of such entity, whether by contract or otherwise, or (ii) ownership of fifty percent (50%) or more of the outstanding shares, or (iii) beneficial ownership of such entity.

"You" (or "Your") shall mean an individual or Legal Entity exercising permissions granted by this License.

"Source" form shall mean the preferred form for making modifications, including but not limited to software source code, documentation source, and configuration files.

"Object" form shall mean any form resulting from mechanical transformation or translation of a Source form, including but not limited to compiled object code, generated documentation, and conversions to other media types.

"Work" shall mean the work of authorship, whether in Source or Object form, made available under the License, as indicated by a copyright notice that is included in or attached to the work (an example is provided in the Appendix below).

"Derivative Works" shall mean any work, whether in Source or Object form, that is based on (or derived from) the Work and for which the editorial revisions, annotations, elaborations, or other modifications represent, as a whole, an original work of authorship. For the purposes of this License, Derivative Works shall not include works that remain separable from, or merely link (or bind by name) to the interfaces of, the Work and Derivative Works thereof.

"Contribution" shall mean any work of authorship, including the original version of the Work and any modifications or additions to that Work or Derivative Works thereof, that is intentionally submitted to Licensor for inclusion in the Work by the copyright owner or by an individual or Legal Entity authorized to submit on behalf of the copyright owner. For the purposes of this definition, "submitted" means any form of electronic, verbal, or written communication sent to the Licensor or its representatives, including but not limited to communication on electronic mailing lists, source code control systems, and issue tracking systems that are managed by, or on behalf of, the Licensor for the purpose of discussing and improving the Work, but excluding communication that is conspicuously marked or otherwise designated in writing by the copyright owner as "Not a Contribution."

"Contributor" shall mean Licensor and any individual or Legal Entity on behalf of whom a Contribution has been received by Licensor and subsequently incorporated within the Work.

2. Grant of Copyright License. Subject to the terms and conditions of this License, each Contributor hereby grants to You a perpetual, worldwide, non-exclusive, no-charge, royalty-free, irrevocable copyright license to reproduce, prepare Derivative Works of, publicly display, publicly perform, sublicense, and distribute the Work and such Derivative Works in Source or Object form.
3. Grant of Patent License. Subject to the terms and conditions of this License, each Contributor hereby grants to You a perpetual, worldwide, non-exclusive, no-charge, royalty-free, irrevocable

(except as stated in this section) patent license to make, have made, use, offer to sell, sell, import, and otherwise transfer the Work, where such license applies only to those patent claims licensable by such Contributor that are necessarily infringed by their Contribution(s) alone or by combination of their Contribution(s) with the Work to which such Contribution(s) was submitted. If You institute patent litigation against any entity (including a cross-claim or counterclaim in a lawsuit) alleging that the Work or a Contribution incorporated within the Work constitutes direct or contributory patent infringement, then any patent licenses granted to You under this License for that Work shall terminate as of the date such litigation is filed.

4. Redistribution. You may reproduce and distribute copies of the Work or Derivative Works thereof in any medium, with or without modifications, and in Source or Object form, provided that You meet the following conditions:
  - (a) You must give any other recipients of the Work or Derivative Works a copy of this License; and
  - (b) You must cause any modified files to carry prominent notices stating that You changed the files; and
  - (c) You must retain, in the Source form of any Derivative Works that You distribute, all copyright, patent, trademark, and attribution notices from the Source form of the Work, excluding those notices that do not pertain to any part of the Derivative Works; and
  - (d) If the Work includes a "NOTICE" text file as part of its distribution, then any Derivative Works that You distribute must include a readable copy of the attribution notices contained within such NOTICE file, excluding those notices that do not pertain to any part of the Derivative Works, in at least one of the following places: within a NOTICE text file distributed as part of the Derivative Works; within the Source form or documentation, if provided along with the Derivative Works; or, within a display generated by the Derivative Works, if and wherever such third-party notices normally appear. The contents of the NOTICE file are for informational purposes only and do not modify the License. You may add Your own attribution notices within Derivative Works that You distribute, alongside or as an addendum to the NOTICE text from the Work, provided that such additional attribution notices cannot be construed as modifying the License.

You may add Your own copyright statement to Your modifications and may provide additional or different license terms and conditions for use, reproduction, or distribution of Your modifications, or for any such Derivative Works as a whole, provided Your use, reproduction, and distribution of the Work otherwise complies with the conditions stated in this License.
5. Submission of Contributions. Unless You explicitly state otherwise, any Contribution intentionally submitted for inclusion in the Work by You to the Licensor shall be under the terms and conditions of this License, without any additional terms or conditions. Notwithstanding the above, nothing herein shall supersede or modify the terms of any separate license agreement you may have executed with Licensor regarding such Contributions.
6. Trademarks. This License does not grant permission to use the trade names, trademarks, service marks, or product names of the Licensor, except as required for reasonable and customary use in describing the origin of the Work and reproducing the content of the NOTICE file.
7. Disclaimer of Warranty. Unless required by applicable law or agreed to in writing, Licensor provides the Work (and each Contributor provides its Contributions) on an "AS IS" BASIS,

WITHOUT WARRANTIES OR CONDITIONS OF ANY KIND, either express or implied, including, without limitation, any warranties or conditions of TITLE, NON-INFRINGEMENT, MERCHANTABILITY, or FITNESS FOR A PARTICULAR PURPOSE. You are solely responsible for determining the appropriateness of using or redistributing the Work and assume any risks associated with Your exercise of permissions under this License.

8. Limitation of Liability. In no event and under no legal theory, whether in tort (including negligence), contract, or otherwise, unless required by applicable law (such as deliberate and grossly negligent acts) or agreed to in writing, shall any Contributor be liable to You for damages, including any direct, indirect, special, incidental, or consequential damages of any character arising as a result of this License or out of the use or inability to use the Work (including but not limited to damages for loss of goodwill, work stoppage, computer failure or malfunction, or any and all other commercial damages or losses), even if such Contributor has been advised of the possibility of such damages.
9. Accepting Warranty or Additional Liability. While redistributing the Work or Derivative Works thereof, You may choose to offer, and charge a fee for, acceptance of support, warranty, indemnity, or other liability obligations and/or rights consistent with this License. However, in accepting such obligations, You may act only on Your own behalf and on Your sole responsibility, not on behalf of any other Contributor, and only if You agree to indemnify, defend, and hold each Contributor harmless for any liability incurred by, or claims asserted against, such Contributor by reason of your accepting any such warranty or additional liability.

END OF TERMS AND CONDITIONS

APPENDIX: How to apply the Apache License to your work.

To apply the Apache License to your work, attach the following boilerplate notice, with the fields enclosed by brackets "[]" replaced with your own identifying information. (Don't include the brackets!) The text should be enclosed in the appropriate comment syntax for the file format. We also recommend that a file or class name and description of purpose be included on the same "printed page" as the copyright notice for easier identification within third-party archives.

Copyright [yyyy] [name of copyright owner]

Licensed under the Apache License, Version 2.0 (the "License");  
you may not use this file except in compliance with the License.  
You may obtain a copy of the License at

<http://www.apache.org/licenses/LICENSE-2.0>

Unless required by applicable law or agreed to in writing, software distributed under the License is distributed on an "AS IS" BASIS, WITHOUT WARRANTIES OR CONDITIONS OF ANY KIND, either express or implied. See the License for the specific language governing permissions and limitations under the License.

**FTL**

The FreeType Project LICENSE

-----  
2006-Jan-27

Copyright 1996-2002, 2006 by  
David Turner, Robert Wilhelm, and Werner Lemberg

## Introduction

=====

The FreeType Project is distributed in several archive packages; some of them may contain, in addition to the FreeType font engine, various tools and contributions which rely on, or relate to, the FreeType Project.

This license applies to all files found in such packages, and which do not fall under their own explicit license. The license affects thus the FreeType font engine, the test programs, documentation and makefiles, at the very least.

This license was inspired by the BSD, Artistic, and IJG (Independent JPEG Group) licenses, which all encourage inclusion and use of free software in commercial and freeware products alike. As a consequence, its main points are that:

- o We don't promise that this software works. However, we will be interested in any kind of bug reports. ('as is' distribution)
- o You can use this software for whatever you want, in parts or full form, without having to pay us. ('royalty-free' usage)
- o You may not pretend that you wrote this software. If you use it, or only parts of it, in a program, you must acknowledge somewhere in your documentation that you have used the FreeType code. ('credits')

We specifically permit and encourage the inclusion of this software, with or without modifications, in commercial products. We disclaim all warranties covering The FreeType Project and assume no liability related to The FreeType Project.

Finally, many people asked us for a preferred form for a credit/disclaimer to use in compliance with this license. We thus encourage you to use the following text:

```
"""  
Portions of this software are copyright © <year> The FreeType  
Project (www.freetype.org). All rights reserved.  
"""
```

Please replace <year> with the value from the FreeType version you actually use.

## Legal Terms

=====

## 0. Definitions

-----

Throughout this license, the terms 'package', 'FreeType Project', and 'FreeType archive' refer to the set of files originally distributed by the authors (David Turner, Robert Wilhelm, and Werner Lemberg) as the 'FreeType Project', be they named as alpha, beta or final release.

'You' refers to the licensee, or person using the project, where 'using' is a generic term including compiling the project's source code as well as linking it to form a 'program' or 'executable'. This program is referred to as 'a program using the FreeType engine'.

This license applies to all files distributed in the original FreeType Project, including all source code, binaries and documentation, unless otherwise stated in the file in its original, unmodified form as distributed in the original archive.

If you are unsure whether or not a particular file is covered by this license, you must contact us to verify this.

The FreeType Project is copyright (C) 1996-2000 by David Turner, Robert Wilhelm, and Werner Lemberg. All rights reserved except as specified below.

### 1. No Warranty

-----

THE FREETYPE PROJECT IS PROVIDED `AS IS' WITHOUT WARRANTY OF ANY KIND, EITHER EXPRESS OR IMPLIED, INCLUDING, BUT NOT LIMITED TO, WARRANTIES OF MERCHANTABILITY AND FITNESS FOR A PARTICULAR PURPOSE. IN NO EVENT WILL ANY OF THE AUTHORS OR COPYRIGHT HOLDERS BE LIABLE FOR ANY DAMAGES CAUSED BY THE USE OR THE INABILITY TO USE, OF THE FREETYPE PROJECT.

### 2. Redistribution

-----

This license grants a worldwide, royalty-free, perpetual and irrevocable right and license to use, execute, perform, compile, display, copy, create derivative works of, distribute and sublicense the FreeType Project (in both source and object code forms) and derivative works thereof for any purpose; and to authorize others to exercise some or all of the rights granted herein, subject to the following conditions:

- o Redistribution of source code must retain this license file ('FTL.TXT') unaltered; any additions, deletions or changes to the original files must be clearly indicated in accompanying documentation. The copyright notices of the unaltered, original files must be preserved in all copies of source files.
- o Redistribution in binary form must provide a disclaimer that states that the software is based in part of the work of the FreeType Team, in the distribution documentation. We also encourage you to put an URL to the FreeType web page in your documentation, though this isn't mandatory.

These conditions apply to any software derived from or based on the FreeType Project, not just the unmodified files. If you use our work, you must acknowledge us. However, no fee need be paid to us.

### 3. Advertising

-----

Neither the FreeType authors and contributors nor you shall use the name of the other for commercial, advertising, or promotional purposes without specific prior written permission.

We suggest, but do not require, that you use one or more of the following phrases to refer to this software in your documentation or advertising materials: 'FreeType Project', 'FreeType Engine', 'FreeType library', or 'FreeType Distribution'.

As you have not signed this license, you are not required to accept it. However, as the FreeType Project is copyrighted material, only this license, or another one contracted with the authors, grants you the right to use, distribute, and modify it. Therefore, by using, distributing, or modifying the FreeType Project, you indicate that you understand and accept all the terms of this license.

### 4. Contacts

-----

There are two mailing lists related to FreeType:

o [freetype@nongnu.org](mailto:freetype@nongnu.org)

Discusses general use and applications of FreeType, as well as future and wanted additions to the library and distribution. If you are looking for support, start in this list if you haven't found anything to help you in the documentation.

o [freetype-devel@nongnu.org](mailto:freetype-devel@nongnu.org)

Discusses bugs, as well as engine internals, design issues, specific licenses, porting, etc.

Our home page can be found at

<https://www.freetype.org>

## GPL-2.0

### GNU GENERAL PUBLIC LICENSE Version 2, June 1991

Copyright (C) 1989, 1991 Free Software Foundation, Inc.,  
51 Franklin Street, Fifth Floor, Boston, MA 02110-1301 USA  
Everyone is permitted to copy and distribute verbatim copies  
of this license document, but changing it is not allowed.

#### Preamble

The licenses for most software are designed to take away your freedom to share and change it. By contrast, the GNU General Public License is intended to guarantee your freedom to share and change free software--to make sure the software is free for all its users. This General Public License applies to most of the Free Software Foundation's software and to any other program whose authors commit to using it. (Some other Free Software Foundation software is covered by the GNU Lesser General Public License instead.) You can apply it to your programs, too.

When we speak of free software, we are referring to freedom, not price. Our General Public Licenses are designed to make sure that you have the freedom to distribute copies of free software (and charge for this service if you wish), that you receive source code or can get it if you want it, that you can change the software or use pieces of it in new free programs; and that you know you can do these things.

To protect your rights, we need to make restrictions that forbid anyone to deny you these rights or to ask you to surrender the rights. These restrictions translate to certain responsibilities for you if you distribute copies of the software, or if you modify it.

For example, if you distribute copies of such a program, whether gratis or for a fee, you must give the recipients all the rights that you have. You must make sure that they, too, receive or can get the source code. And you must show them these terms so they know their rights.

We protect your rights with two steps: (1) copyright the software, and (2) offer you this license which gives you legal permission to copy, distribute and/or modify the software.

Also, for each author's protection and ours, we want to make certain that everyone understands that there is no warranty for this free software. If the software is modified by someone else and passed on, we want its recipients to know that what they have is not the original, so that any problems introduced by others will not reflect on the original authors' reputations.

Finally, any free program is threatened constantly by software



patents. We wish to avoid the danger that redistributors of a free program will individually obtain patent licenses, in effect making the program proprietary. To prevent this, we have made it clear that any patent must be licensed for everyone's free use or not licensed at all.

The precise terms and conditions for copying, distribution and modification follow.

GNU GENERAL PUBLIC LICENSE  
TERMS AND CONDITIONS FOR COPYING, DISTRIBUTION AND MODIFICATION

0. This License applies to any program or other work which contains a notice placed by the copyright holder saying it may be distributed under the terms of this General Public License. The "Program", below, refers to any such program or work, and a "work based on the Program" means either the Program or any derivative work under copyright law: that is to say, a work containing the Program or a portion of it, either verbatim or with modifications and/or translated into another language. (Hereinafter, translation is included without limitation in the term "modification".) Each licensee is addressed as "you".

Activities other than copying, distribution and modification are not covered by this License; they are outside its scope. The act of running the Program is not restricted, and the output from the Program is covered only if its contents constitute a work based on the Program (independent of having been made by running the Program). Whether that is true depends on what the Program does.

1. You may copy and distribute verbatim copies of the Program's source code as you receive it, in any medium, provided that you conspicuously and appropriately publish on each copy an appropriate copyright notice and disclaimer of warranty; keep intact all the notices that refer to this License and to the absence of any warranty; and give any other recipients of the Program a copy of this License along with the Program.

You may charge a fee for the physical act of transferring a copy, and you may at your option offer warranty protection in exchange for a fee.

2. You may modify your copy or copies of the Program or any portion of it, thus forming a work based on the Program, and copy and distribute such modifications or work under the terms of Section 1 above, provided that you also meet all of these conditions:

- a) You must cause the modified files to carry prominent notices stating that you changed the files and the date of any change.
- b) You must cause any work that you distribute or publish, that in whole or in part contains or is derived from the Program or any part thereof, to be licensed as a whole at no charge to all third parties under the terms of this License.
- c) If the modified program normally reads commands interactively when run, you must cause it, when started running for such interactive use in the most ordinary way, to print or display an announcement including an appropriate copyright notice and a notice that there is no warranty (or else, saying that you provide a warranty) and that users may redistribute the program under these conditions, and telling the user how to view a copy of this License. (Exception: if the Program itself is interactive but does not normally print such an announcement, your work based on the Program is not required to print an announcement.)

These requirements apply to the modified work as a whole. If identifiable sections of that work are not derived from the Program, and can be reasonably considered independent and separate works in themselves, then this License, and its terms, do not apply to those sections when you distribute them as separate works. But when you distribute the same sections as part of a whole which is a work based on the Program, the distribution of the whole must be on the terms of

this License, whose permissions for other licensees extend to the entire whole, and thus to each and every part regardless of who wrote it.

Thus, it is not the intent of this section to claim rights or contest your rights to work written entirely by you; rather, the intent is to exercise the right to control the distribution of derivative or collective works based on the Program.

In addition, mere aggregation of another work not based on the Program with the Program (or with a work based on the Program) on a volume of a storage or distribution medium does not bring the other work under the scope of this License.

3. You may copy and distribute the Program (or a work based on it, under Section 2) in object code or executable form under the terms of Sections 1 and 2 above provided that you also do one of the following:

- a) Accompany it with the complete corresponding machine-readable source code, which must be distributed under the terms of Sections 1 and 2 above on a medium customarily used for software interchange; or,
- b) Accompany it with a written offer, valid for at least three years, to give any third party, for a charge no more than your cost of physically performing source distribution, a complete machine-readable copy of the corresponding source code, to be distributed under the terms of Sections 1 and 2 above on a medium customarily used for software interchange; or,
- c) Accompany it with the information you received as to the offer to distribute corresponding source code. (This alternative is allowed only for noncommercial distribution and only if you received the program in object code or executable form with such an offer, in accord with Subsection b above.)

The source code for a work means the preferred form of the work for making modifications to it. For an executable work, complete source code means all the source code for all modules it contains, plus any associated interface definition files, plus the scripts used to control compilation and installation of the executable. However, as a special exception, the source code distributed need not include anything that is normally distributed (in either source or binary form) with the major components (compiler, kernel, and so on) of the operating system on which the executable runs, unless that component itself accompanies the executable.

If distribution of executable or object code is made by offering access to copy from a designated place, then offering equivalent access to copy the source code from the same place counts as distribution of the source code, even though third parties are not compelled to copy the source along with the object code.

4. You may not copy, modify, sublicense, or distribute the Program except as expressly provided under this License. Any attempt otherwise to copy, modify, sublicense or distribute the Program is void, and will automatically terminate your rights under this License. However, parties who have received copies, or rights, from you under this License will not have their licenses terminated so long as such parties remain in full compliance.

5. You are not required to accept this License, since you have not signed it. However, nothing else grants you permission to modify or distribute the Program or its derivative works. These actions are prohibited by law if you do not accept this License. Therefore, by modifying or distributing the Program (or any work based on the Program), you indicate your acceptance of this License to do so, and all its terms and conditions for copying, distributing or modifying the Program or works based on it.

6. Each time you redistribute the Program (or any work based on the Program), the recipient automatically receives a license from the

original licensor to copy, distribute or modify the Program subject to these terms and conditions. You may not impose any further restrictions on the recipients' exercise of the rights granted herein. You are not responsible for enforcing compliance by third parties to this License.

7. If, as a consequence of a court judgment or allegation of patent infringement or for any other reason (not limited to patent issues), conditions are imposed on you (whether by court order, agreement or otherwise) that contradict the conditions of this License, they do not excuse you from the conditions of this License. If you cannot distribute so as to satisfy simultaneously your obligations under this License and any other pertinent obligations, then as a consequence you may not distribute the Program at all. For example, if a patent license would not permit royalty-free redistribution of the Program by all those who receive copies directly or indirectly through you, then the only way you could satisfy both it and this License would be to refrain entirely from distribution of the Program.

If any portion of this section is held invalid or unenforceable under any particular circumstance, the balance of the section is intended to apply and the section as a whole is intended to apply in other circumstances.

It is not the purpose of this section to induce you to infringe any patents or other property right claims or to contest validity of any such claims; this section has the sole purpose of protecting the integrity of the free software distribution system, which is implemented by public license practices. Many people have made generous contributions to the wide range of software distributed through that system in reliance on consistent application of that system; it is up to the author/donor to decide if he or she is willing to distribute software through any other system and a licensee cannot impose that choice.

This section is intended to make thoroughly clear what is believed to be a consequence of the rest of this License.

8. If the distribution and/or use of the Program is restricted in certain countries either by patents or by copyrighted interfaces, the original copyright holder who places the Program under this License may add an explicit geographical distribution limitation excluding those countries, so that distribution is permitted only in or among countries not thus excluded. In such case, this License incorporates the limitation as if written in the body of this License.

9. The Free Software Foundation may publish revised and/or new versions of the General Public License from time to time. Such new versions will be similar in spirit to the present version, but may differ in detail to address new problems or concerns.

Each version is given a distinguishing version number. If the Program specifies a version number of this License which applies to it and "any later version", you have the option of following the terms and conditions either of that version or of any later version published by the Free Software Foundation. If the Program does not specify a version number of this License, you may choose any version ever published by the Free Software Foundation.

10. If you wish to incorporate parts of the Program into other free programs whose distribution conditions are different, write to the author to ask for permission. For software which is copyrighted by the Free Software Foundation, write to the Free Software Foundation; we sometimes make exceptions for this. Our decision will be guided by the two goals of preserving the free status of all derivatives of our free software and of promoting the sharing and reuse of software generally.

NO WARRANTY

11. BECAUSE THE PROGRAM IS LICENSED FREE OF CHARGE, THERE IS NO WARRANTY

FOR THE PROGRAM, TO THE EXTENT PERMITTED BY APPLICABLE LAW. EXCEPT WHEN OTHERWISE STATED IN WRITING THE COPYRIGHT HOLDERS AND/OR OTHER PARTIES PROVIDE THE PROGRAM "AS IS" WITHOUT WARRANTY OF ANY KIND, EITHER EXPRESSED OR IMPLIED, INCLUDING, BUT NOT LIMITED TO, THE IMPLIED WARRANTIES OF MERCHANTABILITY AND FITNESS FOR A PARTICULAR PURPOSE. THE ENTIRE RISK AS TO THE QUALITY AND PERFORMANCE OF THE PROGRAM IS WITH YOU. SHOULD THE PROGRAM PROVE DEFECTIVE, YOU ASSUME THE COST OF ALL NECESSARY SERVICING, REPAIR OR CORRECTION.

12. IN NO EVENT UNLESS REQUIRED BY APPLICABLE LAW OR AGREED TO IN WRITING WILL ANY COPYRIGHT HOLDER, OR ANY OTHER PARTY WHO MAY MODIFY AND/OR REDISTRIBUTE THE PROGRAM AS PERMITTED ABOVE, BE LIABLE TO YOU FOR DAMAGES, INCLUDING ANY GENERAL, SPECIAL, INCIDENTAL OR CONSEQUENTIAL DAMAGES ARISING OUT OF THE USE OR INABILITY TO USE THE PROGRAM (INCLUDING BUT NOT LIMITED TO LOSS OF DATA OR DATA BEING RENDERED INACCURATE OR LOSSES SUSTAINED BY YOU OR THIRD PARTIES OR A FAILURE OF THE PROGRAM TO OPERATE WITH ANY OTHER PROGRAMS), EVEN IF SUCH HOLDER OR OTHER PARTY HAS BEEN ADVISED OF THE POSSIBILITY OF SUCH DAMAGES.

END OF TERMS AND CONDITIONS

#### How to Apply These Terms to Your New Programs

If you develop a new program, and you want it to be of the greatest possible use to the public, the best way to achieve this is to make it free software which everyone can redistribute and change under these terms.

To do so, attach the following notices to the program. It is safest to attach them to the start of each source file to most effectively convey the exclusion of warranty; and each file should have at least the "copyright" line and a pointer to where the full notice is found.

```
<one line to give the program's name and a brief idea of what it does.>
Copyright (C) <year> <name of author>
```

```
This program is free software; you can redistribute it and/or modify
it under the terms of the GNU General Public License as published by
the Free Software Foundation; either version 2 of the License, or
(at your option) any later version.
```

```
This program is distributed in the hope that it will be useful,
but WITHOUT ANY WARRANTY; without even the implied warranty of
MERCHANTABILITY or FITNESS FOR A PARTICULAR PURPOSE. See the
GNU General Public License for more details.
```

```
You should have received a copy of the GNU General Public License along
with this program; if not, write to the Free Software Foundation, Inc.,
51 Franklin Street, Fifth Floor, Boston, MA 02110-1301 USA.
```

Also add information on how to contact you by electronic and paper mail.

If the program is interactive, make it output a short notice like this when it starts in an interactive mode:

```
Gnomovision version 69, Copyright (C) year name of author
Gnomovision comes with ABSOLUTELY NO WARRANTY; for details type `show w'.
This is free software, and you are welcome to redistribute it
under certain conditions; type `show c' for details.
```

The hypothetical commands `show w' and `show c' should show the appropriate parts of the General Public License. Of course, the commands you use may be called something other than `show w' and `show c'; they could even be mouse-clicks or menu items--whatever suits your program.

You should also get your employer (if you work as a programmer) or your school, if any, to sign a "copyright disclaimer" for the program, if necessary. Here is a sample; alter the names:

```
Yoyodyne, Inc., hereby disclaims all copyright interest in the program
`Gnomovision' (which makes passes at compilers) written by James Hacker.
```

<signature of Ty Coon>, 1 April 1989  
Ty Coon, President of Vice

This General Public License does not permit incorporating your program into proprietary programs. If your program is a subroutine library, you may consider it more useful to permit linking proprietary applications with the library. If this is what you want to do, use the GNU Lesser General Public License instead of this License.

### GPL-3.0

GNU GENERAL PUBLIC LICENSE  
Version 3, 29 June 2007

Copyright (C) 2007 Free Software Foundation, Inc. <<https://fsf.org/>>  
Everyone is permitted to copy and distribute verbatim copies  
of this license document, but changing it is not allowed.

#### Preamble

The GNU General Public License is a free, copyleft license for software and other kinds of works.

The licenses for most software and other practical works are designed to take away your freedom to share and change the works. By contrast, the GNU General Public License is intended to guarantee your freedom to share and change all versions of a program--to make sure it remains free software for all its users. We, the Free Software Foundation, use the GNU General Public License for most of our software; it applies also to any other work released this way by its authors. You can apply it to your programs, too.

When we speak of free software, we are referring to freedom, not price. Our General Public Licenses are designed to make sure that you have the freedom to distribute copies of free software (and charge for them if you wish), that you receive source code or can get it if you want it, that you can change the software or use pieces of it in new free programs, and that you know you can do these things.

To protect your rights, we need to prevent others from denying you these rights or asking you to surrender the rights. Therefore, you have certain responsibilities if you distribute copies of the software, or if you modify it: responsibilities to respect the freedom of others.

For example, if you distribute copies of such a program, whether gratis or for a fee, you must pass on to the recipients the same freedoms that you received. You must make sure that they, too, receive or can get the source code. And you must show them these terms so they know their rights.

Developers that use the GNU GPL protect your rights with two steps: (1) assert copyright on the software, and (2) offer you this License giving you legal permission to copy, distribute and/or modify it.

For the developers' and authors' protection, the GPL clearly explains that there is no warranty for this free software. For both users' and authors' sake, the GPL requires that modified versions be marked as changed, so that their problems will not be attributed erroneously to authors of previous versions.

Some devices are designed to deny users access to install or run modified versions of the software inside them, although the manufacturer can do so. This is fundamentally incompatible with the aim of protecting users' freedom to change the software. The systematic pattern of such abuse occurs in the area of products for individuals to use, which is precisely where it is most unacceptable. Therefore, we have designed this version of the GPL to prohibit the practice for those products. If such problems arise substantially in other domains, we

stand ready to extend this provision to those domains in future versions of the GPL, as needed to protect the freedom of users.

Finally, every program is threatened constantly by software patents. States should not allow patents to restrict development and use of software on general-purpose computers, but in those that do, we wish to avoid the special danger that patents applied to a free program could make it effectively proprietary. To prevent this, the GPL assures that patents cannot be used to render the program non-free.

The precise terms and conditions for copying, distribution and modification follow.

#### TERMS AND CONDITIONS

##### 0. Definitions.

"This License" refers to version 3 of the GNU General Public License.

"Copyright" also means copyright-like laws that apply to other kinds of works, such as semiconductor masks.

"The Program" refers to any copyrightable work licensed under this License. Each licensee is addressed as "you". "Licensees" and "recipients" may be individuals or organizations.

To "modify" a work means to copy from or adapt all or part of the work in a fashion requiring copyright permission, other than the making of an exact copy. The resulting work is called a "modified version" of the earlier work or a work "based on" the earlier work.

A "covered work" means either the unmodified Program or a work based on the Program.

To "propagate" a work means to do anything with it that, without permission, would make you directly or secondarily liable for infringement under applicable copyright law, except executing it on a computer or modifying a private copy. Propagation includes copying, distribution (with or without modification), making available to the public, and in some countries other activities as well.

To "convey" a work means any kind of propagation that enables other parties to make or receive copies. Mere interaction with a user through a computer network, with no transfer of a copy, is not conveying.

An interactive user interface displays "Appropriate Legal Notices" to the extent that it includes a convenient and prominently visible feature that (1) displays an appropriate copyright notice, and (2) tells the user that there is no warranty for the work (except to the extent that warranties are provided), that licensees may convey the work under this License, and how to view a copy of this License. If the interface presents a list of user commands or options, such as a menu, a prominent item in the list meets this criterion.

##### 1. Source Code.

The "source code" for a work means the preferred form of the work for making modifications to it. "Object code" means any non-source form of a work.

A "Standard Interface" means an interface that either is an official standard defined by a recognized standards body, or, in the case of interfaces specified for a particular programming language, one that is widely used among developers working in that language.

The "System Libraries" of an executable work include anything, other than the work as a whole, that (a) is included in the normal form of packaging a Major Component, but which is not part of that Major Component, and (b) serves only to enable use of the work with that Major Component, or to implement a Standard Interface for which an

implementation is available to the public in source code form. A "Major Component", in this context, means a major essential component (kernel, window system, and so on) of the specific operating system (if any) on which the executable work runs, or a compiler used to produce the work, or an object code interpreter used to run it.

The "Corresponding Source" for a work in object code form means all the source code needed to generate, install, and (for an executable work) run the object code and to modify the work, including scripts to control those activities. However, it does not include the work's System Libraries, or general-purpose tools or generally available free programs which are used unmodified in performing those activities but which are not part of the work. For example, Corresponding Source includes interface definition files associated with source files for the work, and the source code for shared libraries and dynamically linked subprograms that the work is specifically designed to require, such as by intimate data communication or control flow between those subprograms and other parts of the work.

The Corresponding Source need not include anything that users can regenerate automatically from other parts of the Corresponding Source.

The Corresponding Source for a work in source code form is that same work.

## 2. Basic Permissions.

All rights granted under this License are granted for the term of copyright on the Program, and are irrevocable provided the stated conditions are met. This License explicitly affirms your unlimited permission to run the unmodified Program. The output from running a covered work is covered by this License only if the output, given its content, constitutes a covered work. This License acknowledges your rights of fair use or other equivalent, as provided by copyright law.

You may make, run and propagate covered works that you do not convey, without conditions so long as your license otherwise remains in force. You may convey covered works to others for the sole purpose of having them make modifications exclusively for you, or provide you with facilities for running those works, provided that you comply with the terms of this License in conveying all material for which you do not control copyright. Those thus making or running the covered works for you must do so exclusively on your behalf, under your direction and control, on terms that prohibit them from making any copies of your copyrighted material outside their relationship with you.

Conveying under any other circumstances is permitted solely under the conditions stated below. Sublicensing is not allowed; section 10 makes it unnecessary.

## 3. Protecting Users' Legal Rights From Anti-Circumvention Law.

No covered work shall be deemed part of an effective technological measure under any applicable law fulfilling obligations under article 11 of the WIPO copyright treaty adopted on 20 December 1996, or similar laws prohibiting or restricting circumvention of such measures.

When you convey a covered work, you waive any legal power to forbid circumvention of technological measures to the extent such circumvention is effected by exercising rights under this License with respect to the covered work, and you disclaim any intention to limit operation or modification of the work as a means of enforcing, against the work's users, your or third parties' legal rights to forbid circumvention of technological measures.

## 4. Conveying Verbatim Copies.

You may convey verbatim copies of the Program's source code as you

receive it, in any medium, provided that you conspicuously and appropriately publish on each copy an appropriate copyright notice; keep intact all notices stating that this License and any non-permissive terms added in accord with section 7 apply to the code; keep intact all notices of the absence of any warranty; and give all recipients a copy of this License along with the Program.

You may charge any price or no price for each copy that you convey, and you may offer support or warranty protection for a fee.

#### 5. Conveying Modified Source Versions.

You may convey a work based on the Program, or the modifications to produce it from the Program, in the form of source code under the terms of section 4, provided that you also meet all of these conditions:

- a) The work must carry prominent notices stating that you modified it, and giving a relevant date.
- b) The work must carry prominent notices stating that it is released under this License and any conditions added under section 7. This requirement modifies the requirement in section 4 to "keep intact all notices".
- c) You must license the entire work, as a whole, under this License to anyone who comes into possession of a copy. This License will therefore apply, along with any applicable section 7 additional terms, to the whole of the work, and all its parts, regardless of how they are packaged. This License gives no permission to license the work in any other way, but it does not invalidate such permission if you have separately received it.
- d) If the work has interactive user interfaces, each must display Appropriate Legal Notices; however, if the Program has interactive interfaces that do not display Appropriate Legal Notices, your work need not make them do so.

A compilation of a covered work with other separate and independent works, which are not by their nature extensions of the covered work, and which are not combined with it such as to form a larger program, in or on a volume of a storage or distribution medium, is called an "aggregate" if the compilation and its resulting copyright are not used to limit the access or legal rights of the compilation's users beyond what the individual works permit. Inclusion of a covered work in an aggregate does not cause this License to apply to the other parts of the aggregate.

#### 6. Conveying Non-Source Forms.

You may convey a covered work in object code form under the terms of sections 4 and 5, provided that you also convey the machine-readable Corresponding Source under the terms of this License, in one of these ways:

- a) Convey the object code in, or embodied in, a physical product (including a physical distribution medium), accompanied by the Corresponding Source fixed on a durable physical medium customarily used for software interchange.
- b) Convey the object code in, or embodied in, a physical product (including a physical distribution medium), accompanied by a written offer, valid for at least three years and valid for as long as you offer spare parts or customer support for that product model, to give anyone who possesses the object code either (1) a copy of the Corresponding Source for all the software in the product that is covered by this License, on a durable physical medium customarily used for software interchange, for a price no more than your reasonable cost of physically performing this conveying of source, or (2) access to copy the Corresponding Source from a network server at no charge.



c) Convey individual copies of the object code with a copy of the written offer to provide the Corresponding Source. This alternative is allowed only occasionally and noncommercially, and only if you received the object code with such an offer, in accord with subsection 6b.

d) Convey the object code by offering access from a designated place (gratis or for a charge), and offer equivalent access to the Corresponding Source in the same way through the same place at no further charge. You need not require recipients to copy the Corresponding Source along with the object code. If the place to copy the object code is a network server, the Corresponding Source may be on a different server (operated by you or a third party) that supports equivalent copying facilities, provided you maintain clear directions next to the object code saying where to find the Corresponding Source. Regardless of what server hosts the Corresponding Source, you remain obligated to ensure that it is available for as long as needed to satisfy these requirements.

e) Convey the object code using peer-to-peer transmission, provided you inform other peers where the object code and Corresponding Source of the work are being offered to the general public at no charge under subsection 6d.

A separable portion of the object code, whose source code is excluded from the Corresponding Source as a System Library, need not be included in conveying the object code work.

A "User Product" is either (1) a "consumer product", which means any tangible personal property which is normally used for personal, family, or household purposes, or (2) anything designed or sold for incorporation into a dwelling. In determining whether a product is a consumer product, doubtful cases shall be resolved in favor of coverage. For a particular product received by a particular user, "normally used" refers to a typical or common use of that class of product, regardless of the status of the particular user or of the way in which the particular user actually uses, or expects or is expected to use, the product. A product is a consumer product regardless of whether the product has substantial commercial, industrial or non-consumer uses, unless such uses represent the only significant mode of use of the product.

"Installation Information" for a User Product means any methods, procedures, authorization keys, or other information required to install and execute modified versions of a covered work in that User Product from a modified version of its Corresponding Source. The information must suffice to ensure that the continued functioning of the modified object code is in no case prevented or interfered with solely because modification has been made.

If you convey an object code work under this section in, or with, or specifically for use in, a User Product, and the conveying occurs as part of a transaction in which the right of possession and use of the User Product is transferred to the recipient in perpetuity or for a fixed term (regardless of how the transaction is characterized), the Corresponding Source conveyed under this section must be accompanied by the Installation Information. But this requirement does not apply if neither you nor any third party retains the ability to install modified object code on the User Product (for example, the work has been installed in ROM).

The requirement to provide Installation Information does not include a requirement to continue to provide support service, warranty, or updates for a work that has been modified or installed by the recipient, or for the User Product in which it has been modified or installed. Access to a network may be denied when the modification itself materially and adversely affects the operation of the network or violates the rules and protocols for communication across the network.

Corresponding Source conveyed, and Installation Information provided,

in accord with this section must be in a format that is publicly documented (and with an implementation available to the public in source code form), and must require no special password or key for unpacking, reading or copying.

#### 7. Additional Terms.

"Additional permissions" are terms that supplement the terms of this License by making exceptions from one or more of its conditions. Additional permissions that are applicable to the entire Program shall be treated as though they were included in this License, to the extent that they are valid under applicable law. If additional permissions apply only to part of the Program, that part may be used separately under those permissions, but the entire Program remains governed by this License without regard to the additional permissions.

When you convey a copy of a covered work, you may at your option remove any additional permissions from that copy, or from any part of it. (Additional permissions may be written to require their own removal in certain cases when you modify the work.) You may place additional permissions on material, added by you to a covered work, for which you have or can give appropriate copyright permission.

Notwithstanding any other provision of this License, for material you add to a covered work, you may (if authorized by the copyright holders of that material) supplement the terms of this License with terms:

- a) Disclaiming warranty or limiting liability differently from the terms of sections 15 and 16 of this License; or
- b) Requiring preservation of specified reasonable legal notices or author attributions in that material or in the Appropriate Legal Notices displayed by works containing it; or
- c) Prohibiting misrepresentation of the origin of that material, or requiring that modified versions of such material be marked in reasonable ways as different from the original version; or
- d) Limiting the use for publicity purposes of names of licensors or authors of the material; or
- e) Declining to grant rights under trademark law for use of some trade names, trademarks, or service marks; or
- f) Requiring indemnification of licensors and authors of that material by anyone who conveys the material (or modified versions of it) with contractual assumptions of liability to the recipient, for any liability that these contractual assumptions directly impose on those licensors and authors.

All other non-permissive additional terms are considered "further restrictions" within the meaning of section 10. If the Program as you received it, or any part of it, contains a notice stating that it is governed by this License along with a term that is a further restriction, you may remove that term. If a license document contains a further restriction but permits relicensing or conveying under this License, you may add to a covered work material governed by the terms of that license document, provided that the further restriction does not survive such relicensing or conveying.

If you add terms to a covered work in accord with this section, you must place, in the relevant source files, a statement of the additional terms that apply to those files, or a notice indicating where to find the applicable terms.

Additional terms, permissive or non-permissive, may be stated in the form of a separately written license, or stated as exceptions; the above requirements apply either way.

#### 8. Termination.

You may not propagate or modify a covered work except as expressly provided under this License. Any attempt otherwise to propagate or modify it is void, and will automatically terminate your rights under this License (including any patent licenses granted under the third paragraph of section 11).

However, if you cease all violation of this License, then your license from a particular copyright holder is reinstated (a) provisionally, unless and until the copyright holder explicitly and finally terminates your license, and (b) permanently, if the copyright holder fails to notify you of the violation by some reasonable means prior to 60 days after the cessation.

Moreover, your license from a particular copyright holder is reinstated permanently if the copyright holder notifies you of the violation by some reasonable means, this is the first time you have received notice of violation of this License (for any work) from that copyright holder, and you cure the violation prior to 30 days after your receipt of the notice.

Termination of your rights under this section does not terminate the licenses of parties who have received copies or rights from you under this License. If your rights have been terminated and not permanently reinstated, you do not qualify to receive new licenses for the same material under section 10.

#### 9. Acceptance Not Required for Having Copies.

You are not required to accept this License in order to receive or run a copy of the Program. Ancillary propagation of a covered work occurring solely as a consequence of using peer-to-peer transmission to receive a copy likewise does not require acceptance. However, nothing other than this License grants you permission to propagate or modify any covered work. These actions infringe copyright if you do not accept this License. Therefore, by modifying or propagating a covered work, you indicate your acceptance of this License to do so.

#### 10. Automatic Licensing of Downstream Recipients.

Each time you convey a covered work, the recipient automatically receives a license from the original licensors, to run, modify and propagate that work, subject to this License. You are not responsible for enforcing compliance by third parties with this License.

An "entity transaction" is a transaction transferring control of an organization, or substantially all assets of one, or subdividing an organization, or merging organizations. If propagation of a covered work results from an entity transaction, each party to that transaction who receives a copy of the work also receives whatever licenses to the work the party's predecessor in interest had or could give under the previous paragraph, plus a right to possession of the Corresponding Source of the work from the predecessor in interest, if the predecessor has it or can get it with reasonable efforts.

You may not impose any further restrictions on the exercise of the rights granted or affirmed under this License. For example, you may not impose a license fee, royalty, or other charge for exercise of rights granted under this License, and you may not initiate litigation (including a cross-claim or counterclaim in a lawsuit) alleging that any patent claim is infringed by making, using, selling, offering for sale, or importing the Program or any portion of it.

#### 11. Patents.

A "contributor" is a copyright holder who authorizes use under this License of the Program or a work on which the Program is based. The work thus licensed is called the contributor's "contributor version".

A contributor's "essential patent claims" are all patent claims

owned or controlled by the contributor, whether already acquired or hereafter acquired, that would be infringed by some manner, permitted by this License, of making, using, or selling its contributor version, but do not include claims that would be infringed only as a consequence of further modification of the contributor version. For purposes of this definition, "control" includes the right to grant patent sublicenses in a manner consistent with the requirements of this License.

Each contributor grants you a non-exclusive, worldwide, royalty-free patent license under the contributor's essential patent claims, to make, use, sell, offer for sale, import and otherwise run, modify and propagate the contents of its contributor version.

In the following three paragraphs, a "patent license" is any express agreement or commitment, however denominated, not to enforce a patent (such as an express permission to practice a patent or covenant not to sue for patent infringement). To "grant" such a patent license to a party means to make such an agreement or commitment not to enforce a patent against the party.

If you convey a covered work, knowingly relying on a patent license, and the Corresponding Source of the work is not available for anyone to copy, free of charge and under the terms of this License, through a publicly available network server or other readily accessible means, then you must either (1) cause the Corresponding Source to be so available, or (2) arrange to deprive yourself of the benefit of the patent license for this particular work, or (3) arrange, in a manner consistent with the requirements of this License, to extend the patent license to downstream recipients. "Knowingly relying" means you have actual knowledge that, but for the patent license, your conveying the covered work in a country, or your recipient's use of the covered work in a country, would infringe one or more identifiable patents in that country that you have reason to believe are valid.

If, pursuant to or in connection with a single transaction or arrangement, you convey, or propagate by procuring conveyance of, a covered work, and grant a patent license to some of the parties receiving the covered work authorizing them to use, propagate, modify or convey a specific copy of the covered work, then the patent license you grant is automatically extended to all recipients of the covered work and works based on it.

A patent license is "discriminatory" if it does not include within the scope of its coverage, prohibits the exercise of, or is conditioned on the non-exercise of one or more of the rights that are specifically granted under this License. You may not convey a covered work if you are a party to an arrangement with a third party that is in the business of distributing software, under which you make payment to the third party based on the extent of your activity of conveying the work, and under which the third party grants, to any of the parties who would receive the covered work from you, a discriminatory patent license (a) in connection with copies of the covered work conveyed by you (or copies made from those copies), or (b) primarily for and in connection with specific products or compilations that contain the covered work, unless you entered into that arrangement, or that patent license was granted, prior to 28 March 2007.

Nothing in this License shall be construed as excluding or limiting any implied license or other defenses to infringement that may otherwise be available to you under applicable patent law.

#### 12. No Surrender of Others' Freedom.

If conditions are imposed on you (whether by court order, agreement or otherwise) that contradict the conditions of this License, they do not excuse you from the conditions of this License. If you cannot convey a covered work so as to satisfy simultaneously your obligations under this License and any other pertinent obligations, then as a consequence you may not convey it at all. For example, if you agree to terms that obligate you

to collect a royalty for further conveying from those to whom you convey the Program, the only way you could satisfy both those terms and this License would be to refrain entirely from conveying the Program.

#### 13. Use with the GNU Affero General Public License.

Notwithstanding any other provision of this License, you have permission to link or combine any covered work with a work licensed under version 3 of the GNU Affero General Public License into a single combined work, and to convey the resulting work. The terms of this License will continue to apply to the part which is the covered work, but the special requirements of the GNU Affero General Public License, section 13, concerning interaction through a network will apply to the combination as such.

#### 14. Revised Versions of this License.

The Free Software Foundation may publish revised and/or new versions of the GNU General Public License from time to time. Such new versions will be similar in spirit to the present version, but may differ in detail to address new problems or concerns.

Each version is given a distinguishing version number. If the Program specifies that a certain numbered version of the GNU General Public License "or any later version" applies to it, you have the option of following the terms and conditions either of that numbered version or of any later version published by the Free Software Foundation. If the Program does not specify a version number of the GNU General Public License, you may choose any version ever published by the Free Software Foundation.

If the Program specifies that a proxy can decide which future versions of the GNU General Public License can be used, that proxy's public statement of acceptance of a version permanently authorizes you to choose that version for the Program.

Later license versions may give you additional or different permissions. However, no additional obligations are imposed on any author or copyright holder as a result of your choosing to follow a later version.

#### 15. Disclaimer of Warranty.

THERE IS NO WARRANTY FOR THE PROGRAM, TO THE EXTENT PERMITTED BY APPLICABLE LAW. EXCEPT WHEN OTHERWISE STATED IN WRITING THE COPYRIGHT HOLDERS AND/OR OTHER PARTIES PROVIDE THE PROGRAM "AS IS" WITHOUT WARRANTY OF ANY KIND, EITHER EXPRESSED OR IMPLIED, INCLUDING, BUT NOT LIMITED TO, THE IMPLIED WARRANTIES OF MERCHANTABILITY AND FITNESS FOR A PARTICULAR PURPOSE. THE ENTIRE RISK AS TO THE QUALITY AND PERFORMANCE OF THE PROGRAM IS WITH YOU. SHOULD THE PROGRAM PROVE DEFECTIVE, YOU ASSUME THE COST OF ALL NECESSARY SERVICING, REPAIR OR CORRECTION.

#### 16. Limitation of Liability.

IN NO EVENT UNLESS REQUIRED BY APPLICABLE LAW OR AGREED TO IN WRITING WILL ANY COPYRIGHT HOLDER, OR ANY OTHER PARTY WHO MODIFIES AND/OR CONVEYS THE PROGRAM AS PERMITTED ABOVE, BE LIABLE TO YOU FOR DAMAGES, INCLUDING ANY GENERAL, SPECIAL, INCIDENTAL OR CONSEQUENTIAL DAMAGES ARISING OUT OF THE USE OR INABILITY TO USE THE PROGRAM (INCLUDING BUT NOT LIMITED TO LOSS OF DATA OR DATA BEING RENDERED INACCURATE OR LOSSES SUSTAINED BY YOU OR THIRD PARTIES OR A FAILURE OF THE PROGRAM TO OPERATE WITH ANY OTHER PROGRAMS), EVEN IF SUCH HOLDER OR OTHER PARTY HAS BEEN ADVISED OF THE POSSIBILITY OF SUCH DAMAGES.

#### 17. Interpretation of Sections 15 and 16.

If the disclaimer of warranty and limitation of liability provided above cannot be given local legal effect according to their terms, reviewing courts shall apply local law that most closely approximates an absolute waiver of all civil liability in connection with the

Program, unless a warranty or assumption of liability accompanies a copy of the Program in return for a fee.

#### END OF TERMS AND CONDITIONS

##### How to Apply These Terms to Your New Programs

If you develop a new program, and you want it to be of the greatest possible use to the public, the best way to achieve this is to make it free software which everyone can redistribute and change under these terms.

To do so, attach the following notices to the program. It is safest to attach them to the start of each source file to most effectively state the exclusion of warranty; and each file should have at least the "copyright" line and a pointer to where the full notice is found.

```
<one line to give the program's name and a brief idea of what it does.>
Copyright (C) <year> <name of author>
```

```
This program is free software: you can redistribute it and/or modify
it under the terms of the GNU General Public License as published by
the Free Software Foundation, either version 3 of the License, or
(at your option) any later version.
```

```
This program is distributed in the hope that it will be useful,
but WITHOUT ANY WARRANTY; without even the implied warranty of
MERCHANTABILITY or FITNESS FOR A PARTICULAR PURPOSE. See the
GNU General Public License for more details.
```

```
You should have received a copy of the GNU General Public License
along with this program. If not, see <https://www.gnu.org/licenses/>.
```

Also add information on how to contact you by electronic and paper mail.

If the program does terminal interaction, make it output a short notice like this when it starts in an interactive mode:

```
<program> Copyright (C) <year> <name of author>
This program comes with ABSOLUTELY NO WARRANTY; for details type `show w'.
This is free software, and you are welcome to redistribute it
under certain conditions; type `show c' for details.
```

The hypothetical commands `show w' and `show c' should show the appropriate parts of the General Public License. Of course, your program's commands might be different; for a GUI interface, you would use an "about box".

You should also get your employer (if you work as a programmer) or school, if any, to sign a "copyright disclaimer" for the program, if necessary. For more information on this, and how to apply and follow the GNU GPL, see [<https://www.gnu.org/licenses/>](https://www.gnu.org/licenses/).

The GNU General Public License does not permit incorporating your program into proprietary programs. If your program is a subroutine library, you may consider it more useful to permit linking proprietary applications with the library. If this is what you want to do, use the GNU Lesser General Public License instead of this License. But first, please read [<https://www.gnu.org/licenses/why-not-lgpl.html>](https://www.gnu.org/licenses/why-not-lgpl.html).

#### LGPL-2.1

##### GNU LESSER GENERAL PUBLIC LICENSE Version 2.1, February 1999

Copyright (C) 1991, 1999 Free Software Foundation, Inc.  
51 Franklin Street, Fifth Floor, Boston, MA 02110-1301 USA  
Everyone is permitted to copy and distribute verbatim copies  
of this license document, but changing it is not allowed.

[This is the first released version of the Lesser GPL. It also counts

as the successor of the GNU Library Public License, version 2, hence the version number 2.1.]

#### Preamble

The licenses for most software are designed to take away your freedom to share and change it. By contrast, the GNU General Public Licenses are intended to guarantee your freedom to share and change free software--to make sure the software is free for all its users.

This license, the Lesser General Public License, applies to some specially designated software packages--typically libraries--of the Free Software Foundation and other authors who decide to use it. You can use it too, but we suggest you first think carefully about whether this license or the ordinary General Public License is the better strategy to use in any particular case, based on the explanations below.

When we speak of free software, we are referring to freedom of use, not price. Our General Public Licenses are designed to make sure that you have the freedom to distribute copies of free software (and charge for this service if you wish); that you receive source code or can get it if you want it; that you can change the software and use pieces of it in new free programs; and that you are informed that you can do these things.

To protect your rights, we need to make restrictions that forbid distributors to deny you these rights or to ask you to surrender these rights. These restrictions translate to certain responsibilities for you if you distribute copies of the library or if you modify it.

For example, if you distribute copies of the library, whether gratis or for a fee, you must give the recipients all the rights that we gave you. You must make sure that they, too, receive or can get the source code. If you link other code with the library, you must provide complete object files to the recipients, so that they can relink them with the library after making changes to the library and recompiling it. And you must show them these terms so they know their rights.

We protect your rights with a two-step method: (1) we copyright the library, and (2) we offer you this license, which gives you legal permission to copy, distribute and/or modify the library.

To protect each distributor, we want to make it very clear that there is no warranty for the free library. Also, if the library is modified by someone else and passed on, the recipients should know that what they have is not the original version, so that the original author's reputation will not be affected by problems that might be introduced by others.

Finally, software patents pose a constant threat to the existence of any free program. We wish to make sure that a company cannot effectively restrict the users of a free program by obtaining a restrictive license from a patent holder. Therefore, we insist that any patent license obtained for a version of the library must be consistent with the full freedom of use specified in this license.

Most GNU software, including some libraries, is covered by the ordinary GNU General Public License. This license, the GNU Lesser General Public License, applies to certain designated libraries, and is quite different from the ordinary General Public License. We use this license for certain libraries in order to permit linking those libraries into non-free programs.

When a program is linked with a library, whether statically or using a shared library, the combination of the two is legally speaking a combined work, a derivative of the original library. The ordinary General Public License therefore permits such linking only if the entire combination fits its criteria of freedom. The Lesser General Public License permits more lax criteria for linking other code with the library.

We call this license the "Lesser" General Public License because it does Less to protect the user's freedom than the ordinary General Public License. It also provides other free software developers Less of an advantage over competing non-free programs. These disadvantages are the reason we use the ordinary General Public License for many libraries. However, the Lesser license provides advantages in certain special circumstances.

For example, on rare occasions, there may be a special need to encourage the widest possible use of a certain library, so that it becomes a de-facto standard. To achieve this, non-free programs must be allowed to use the library. A more frequent case is that a free library does the same job as widely used non-free libraries. In this case, there is little to gain by limiting the free library to free software only, so we use the Lesser General Public License.

In other cases, permission to use a particular library in non-free programs enables a greater number of people to use a large body of free software. For example, permission to use the GNU C Library in non-free programs enables many more people to use the whole GNU operating system, as well as its variant, the GNU/Linux operating system.

Although the Lesser General Public License is Less protective of the users' freedom, it does ensure that the user of a program that is linked with the Library has the freedom and the wherewithal to run that program using a modified version of the Library.

The precise terms and conditions for copying, distribution and modification follow. Pay close attention to the difference between a "work based on the library" and a "work that uses the library". The former contains code derived from the library, whereas the latter must be combined with the library in order to run.

GNU LESSER GENERAL PUBLIC LICENSE  
TERMS AND CONDITIONS FOR COPYING, DISTRIBUTION AND MODIFICATION

0. This License Agreement applies to any software library or other program which contains a notice placed by the copyright holder or other authorized party saying it may be distributed under the terms of this Lesser General Public License (also called "this License"). Each licensee is addressed as "you".

A "library" means a collection of software functions and/or data prepared so as to be conveniently linked with application programs (which use some of those functions and data) to form executables.

The "Library", below, refers to any such software library or work which has been distributed under these terms. A "work based on the Library" means either the Library or any derivative work under copyright law: that is to say, a work containing the Library or a portion of it, either verbatim or with modifications and/or translated straightforwardly into another language. (Hereinafter, translation is included without limitation in the term "modification".)

"Source code" for a work means the preferred form of the work for making modifications to it. For a library, complete source code means all the source code for all modules it contains, plus any associated interface definition files, plus the scripts used to control compilation and installation of the library.

Activities other than copying, distribution and modification are not covered by this License; they are outside its scope. The act of running a program using the Library is not restricted, and output from such a program is covered only if its contents constitute a work based on the Library (independent of the use of the Library in a tool for writing it). Whether that is true depends on what the Library does and what the program that uses the Library does.



1. You may copy and distribute verbatim copies of the Library's complete source code as you receive it, in any medium, provided that you conspicuously and appropriately publish on each copy an appropriate copyright notice and disclaimer of warranty; keep intact all the notices that refer to this License and to the absence of any warranty; and distribute a copy of this License along with the Library.

You may charge a fee for the physical act of transferring a copy, and you may at your option offer warranty protection in exchange for a fee.

2. You may modify your copy or copies of the Library or any portion of it, thus forming a work based on the Library, and copy and distribute such modifications or work under the terms of Section 1 above, provided that you also meet all of these conditions:

- a) The modified work must itself be a software library.
- b) You must cause the files modified to carry prominent notices stating that you changed the files and the date of any change.
- c) You must cause the whole of the work to be licensed at no charge to all third parties under the terms of this License.
- d) If a facility in the modified Library refers to a function or a table of data to be supplied by an application program that uses the facility, other than as an argument passed when the facility is invoked, then you must make a good faith effort to ensure that, in the event an application does not supply such function or table, the facility still operates, and performs whatever part of its purpose remains meaningful.

(For example, a function in a library to compute square roots has a purpose that is entirely well-defined independent of the application. Therefore, Subsection 2d requires that any application-supplied function or table used by this function must be optional: if the application does not supply it, the square root function must still compute square roots.)

These requirements apply to the modified work as a whole. If identifiable sections of that work are not derived from the Library, and can be reasonably considered independent and separate works in themselves, then this License, and its terms, do not apply to those sections when you distribute them as separate works. But when you distribute the same sections as part of a whole which is a work based on the Library, the distribution of the whole must be on the terms of this License, whose permissions for other licensees extend to the entire whole, and thus to each and every part regardless of who wrote it.

Thus, it is not the intent of this section to claim rights or contest your rights to work written entirely by you; rather, the intent is to exercise the right to control the distribution of derivative or collective works based on the Library.

In addition, mere aggregation of another work not based on the Library with the Library (or with a work based on the Library) on a volume of a storage or distribution medium does not bring the other work under the scope of this License.

3. You may opt to apply the terms of the ordinary GNU General Public License instead of this License to a given copy of the Library. To do this, you must alter all the notices that refer to this License, so that they refer to the ordinary GNU General Public License, version 2, instead of to this License. (If a newer version than version 2 of the ordinary GNU General Public License has appeared, then you can specify that version instead if you wish.) Do not make any other change in these notices.

Once this change is made in a given copy, it is irreversible for that copy, so the ordinary GNU General Public License applies to all subsequent copies and derivative works made from that copy.

This option is useful when you wish to copy part of the code of the Library into a program that is not a library.

4. You may copy and distribute the Library (or a portion or derivative of it, under Section 2) in object code or executable form under the terms of Sections 1 and 2 above provided that you accompany it with the complete corresponding machine-readable source code, which must be distributed under the terms of Sections 1 and 2 above on a medium customarily used for software interchange.

If distribution of object code is made by offering access to copy from a designated place, then offering equivalent access to copy the source code from the same place satisfies the requirement to distribute the source code, even though third parties are not compelled to copy the source along with the object code.

5. A program that contains no derivative of any portion of the Library, but is designed to work with the Library by being compiled or linked with it, is called a "work that uses the Library". Such a work, in isolation, is not a derivative work of the Library, and therefore falls outside the scope of this License.

However, linking a "work that uses the Library" with the Library creates an executable that is a derivative of the Library (because it contains portions of the Library), rather than a "work that uses the library". The executable is therefore covered by this License. Section 6 states terms for distribution of such executables.

When a "work that uses the Library" uses material from a header file that is part of the Library, the object code for the work may be a derivative work of the Library even though the source code is not. Whether this is true is especially significant if the work can be linked without the Library, or if the work is itself a library. The threshold for this to be true is not precisely defined by law.

If such an object file uses only numerical parameters, data structure layouts and accessors, and small macros and small inline functions (ten lines or less in length), then the use of the object file is unrestricted, regardless of whether it is legally a derivative work. (Executables containing this object code plus portions of the Library will still fall under Section 6.)

Otherwise, if the work is a derivative of the Library, you may distribute the object code for the work under the terms of Section 6. Any executables containing that work also fall under Section 6, whether or not they are linked directly with the Library itself.

6. As an exception to the Sections above, you may also combine or link a "work that uses the Library" with the Library to produce a work containing portions of the Library, and distribute that work under terms of your choice, provided that the terms permit modification of the work for the customer's own use and reverse engineering for debugging such modifications.

You must give prominent notice with each copy of the work that the Library is used in it and that the Library and its use are covered by this License. You must supply a copy of this License. If the work during execution displays copyright notices, you must include the copyright notice for the Library among them, as well as a reference directing the user to the copy of this License. Also, you must do one of these things:

- a) Accompany the work with the complete corresponding machine-readable source code for the Library including whatever changes were used in the work (which must be distributed under Sections 1 and 2 above); and, if the work is an executable linked

with the Library, with the complete machine-readable "work that uses the Library", as object code and/or source code, so that the user can modify the Library and then relink to produce a modified executable containing the modified Library. (It is understood that the user who changes the contents of definitions files in the Library will not necessarily be able to recompile the application to use the modified definitions.)

b) Use a suitable shared library mechanism for linking with the Library. A suitable mechanism is one that (1) uses at run time a copy of the library already present on the user's computer system, rather than copying library functions into the executable, and (2) will operate properly with a modified version of the library, if the user installs one, as long as the modified version is interface-compatible with the version that the work was made with.

c) Accompany the work with a written offer, valid for at least three years, to give the same user the materials specified in Subsection 6a, above, for a charge no more than the cost of performing this distribution.

d) If distribution of the work is made by offering access to copy from a designated place, offer equivalent access to copy the above specified materials from the same place.

e) Verify that the user has already received a copy of these materials or that you have already sent this user a copy.

For an executable, the required form of the "work that uses the Library" must include any data and utility programs needed for reproducing the executable from it. However, as a special exception, the materials to be distributed need not include anything that is normally distributed (in either source or binary form) with the major components (compiler, kernel, and so on) of the operating system on which the executable runs, unless that component itself accompanies the executable.

It may happen that this requirement contradicts the license restrictions of other proprietary libraries that do not normally accompany the operating system. Such a contradiction means you cannot use both them and the Library together in an executable that you distribute.

7. You may place library facilities that are a work based on the Library side-by-side in a single library together with other library facilities not covered by this License, and distribute such a combined library, provided that the separate distribution of the work based on the Library and of the other library facilities is otherwise permitted, and provided that you do these two things:

a) Accompany the combined library with a copy of the same work based on the Library, uncombined with any other library facilities. This must be distributed under the terms of the Sections above.

b) Give prominent notice with the combined library of the fact that part of it is a work based on the Library, and explaining where to find the accompanying uncombined form of the same work.

8. You may not copy, modify, sublicense, link with, or distribute the Library except as expressly provided under this License. Any attempt otherwise to copy, modify, sublicense, link with, or distribute the Library is void, and will automatically terminate your rights under this License. However, parties who have received copies, or rights, from you under this License will not have their licenses terminated so long as such parties remain in full compliance.

9. You are not required to accept this License, since you have not signed it. However, nothing else grants you permission to modify or distribute the Library or its derivative works. These actions are

prohibited by law if you do not accept this License. Therefore, by modifying or distributing the Library (or any work based on the Library), you indicate your acceptance of this License to do so, and all its terms and conditions for copying, distributing or modifying the Library or works based on it.

10. Each time you redistribute the Library (or any work based on the Library), the recipient automatically receives a license from the original licensor to copy, distribute, link with or modify the Library subject to these terms and conditions. You may not impose any further restrictions on the recipients' exercise of the rights granted herein. You are not responsible for enforcing compliance by third parties with this License.

11. If, as a consequence of a court judgment or allegation of patent infringement or for any other reason (not limited to patent issues), conditions are imposed on you (whether by court order, agreement or otherwise) that contradict the conditions of this License, they do not excuse you from the conditions of this License. If you cannot distribute so as to satisfy simultaneously your obligations under this License and any other pertinent obligations, then as a consequence you may not distribute the Library at all. For example, if a patent license would not permit royalty-free redistribution of the Library by all those who receive copies directly or indirectly through you, then the only way you could satisfy both it and this License would be to refrain entirely from distribution of the Library.

If any portion of this section is held invalid or unenforceable under any particular circumstance, the balance of the section is intended to apply, and the section as a whole is intended to apply in other circumstances.

It is not the purpose of this section to induce you to infringe any patents or other property right claims or to contest validity of any such claims; this section has the sole purpose of protecting the integrity of the free software distribution system which is implemented by public license practices. Many people have made generous contributions to the wide range of software distributed through that system in reliance on consistent application of that system; it is up to the author/donor to decide if he or she is willing to distribute software through any other system and a licensee cannot impose that choice.

This section is intended to make thoroughly clear what is believed to be a consequence of the rest of this License.

12. If the distribution and/or use of the Library is restricted in certain countries either by patents or by copyrighted interfaces, the original copyright holder who places the Library under this License may add an explicit geographical distribution limitation excluding those countries, so that distribution is permitted only in or among countries not thus excluded. In such case, this License incorporates the limitation as if written in the body of this License.

13. The Free Software Foundation may publish revised and/or new versions of the Lesser General Public License from time to time. Such new versions will be similar in spirit to the present version, but may differ in detail to address new problems or concerns.

Each version is given a distinguishing version number. If the Library specifies a version number of this License which applies to it and "any later version", you have the option of following the terms and conditions either of that version or of any later version published by the Free Software Foundation. If the Library does not specify a license version number, you may choose any version ever published by the Free Software Foundation.

14. If you wish to incorporate parts of the Library into other free programs whose distribution conditions are incompatible with these, write to the author to ask for permission. For software which is copyrighted by the Free Software Foundation, write to the Free

Software Foundation; we sometimes make exceptions for this. Our decision will be guided by the two goals of preserving the free status of all derivatives of our free software and of promoting the sharing and reuse of software generally.

#### NO WARRANTY

15. BECAUSE THE LIBRARY IS LICENSED FREE OF CHARGE, THERE IS NO WARRANTY FOR THE LIBRARY, TO THE EXTENT PERMITTED BY APPLICABLE LAW. EXCEPT WHEN OTHERWISE STATED IN WRITING THE COPYRIGHT HOLDERS AND/OR OTHER PARTIES PROVIDE THE LIBRARY "AS IS" WITHOUT WARRANTY OF ANY KIND, EITHER EXPRESSED OR IMPLIED, INCLUDING, BUT NOT LIMITED TO, THE IMPLIED WARRANTIES OF MERCHANTABILITY AND FITNESS FOR A PARTICULAR PURPOSE. THE ENTIRE RISK AS TO THE QUALITY AND PERFORMANCE OF THE LIBRARY IS WITH YOU. SHOULD THE LIBRARY PROVE DEFECTIVE, YOU ASSUME THE COST OF ALL NECESSARY SERVICING, REPAIR OR CORRECTION.

16. IN NO EVENT UNLESS REQUIRED BY APPLICABLE LAW OR AGREED TO IN WRITING WILL ANY COPYRIGHT HOLDER, OR ANY OTHER PARTY WHO MAY MODIFY AND/OR REDISTRIBUTE THE LIBRARY AS PERMITTED ABOVE, BE LIABLE TO YOU FOR DAMAGES, INCLUDING ANY GENERAL, SPECIAL, INCIDENTAL OR CONSEQUENTIAL DAMAGES ARISING OUT OF THE USE OR INABILITY TO USE THE LIBRARY (INCLUDING BUT NOT LIMITED TO LOSS OF DATA OR DATA BEING RENDERED INACCURATE OR LOSSES SUSTAINED BY YOU OR THIRD PARTIES OR A FAILURE OF THE LIBRARY TO OPERATE WITH ANY OTHER SOFTWARE), EVEN IF SUCH HOLDER OR OTHER PARTY HAS BEEN ADVISED OF THE POSSIBILITY OF SUCH DAMAGES.

#### END OF TERMS AND CONDITIONS

##### How to Apply These Terms to Your New Libraries

If you develop a new library, and you want it to be of the greatest possible use to the public, we recommend making it free software that everyone can redistribute and change. You can do so by permitting redistribution under these terms (or, alternatively, under the terms of the ordinary General Public License).

To apply these terms, attach the following notices to the library. It is safest to attach them to the start of each source file to most effectively convey the exclusion of warranty; and each file should have at least the "copyright" line and a pointer to where the full notice is found.

```
<one line to give the library's name and a brief idea of what it does.>
Copyright (C) <year> <name of author>
```

```
This library is free software; you can redistribute it and/or
modify it under the terms of the GNU Lesser General Public
License as published by the Free Software Foundation; either
version 2.1 of the License, or (at your option) any later version.
```

```
This library is distributed in the hope that it will be useful,
but WITHOUT ANY WARRANTY; without even the implied warranty of
MERCHANTABILITY or FITNESS FOR A PARTICULAR PURPOSE. See the GNU
Lesser General Public License for more details.
```

```
You should have received a copy of the GNU Lesser General Public
License along with this library; if not, write to the Free Software
Foundation, Inc., 51 Franklin Street, Fifth Floor, Boston, MA 02110-1301 USA
```

Also add information on how to contact you by electronic and paper mail.

You should also get your employer (if you work as a programmer) or your school, if any, to sign a "copyright disclaimer" for the library, if necessary. Here is a sample; alter the names:

```
Yoyodyne, Inc., hereby disclaims all copyright interest in the
library `Frob' (a library for tweaking knobs) written by James Random Hacker.
```

```
<signature of Ty Coon>, 1 April 1990
```

Ty Coon, President of Vice

That's all there is to it!

## MPL-2.0

Mozilla Public License Version 2.0  
=====

### 1. Definitions -----

#### 1.1. "Contributor"

means each individual or legal entity that creates, contributes to the creation of, or owns Covered Software.

#### 1.2. "Contributor Version"

means the combination of the Contributions of others (if any) used by a Contributor and that particular Contributor's Contribution.

#### 1.3. "Contribution"

means Covered Software of a particular Contributor.

#### 1.4. "Covered Software"

means Source Code Form to which the initial Contributor has attached the notice in Exhibit A, the Executable Form of such Source Code Form, and Modifications of such Source Code Form, in each case including portions thereof.

#### 1.5. "Incompatible With Secondary Licenses"

means

(a) that the initial Contributor has attached the notice described in Exhibit B to the Covered Software; or

(b) that the Covered Software was made available under the terms of version 1.1 or earlier of the License, but not also under the terms of a Secondary License.

#### 1.6. "Executable Form"

means any form of the work other than Source Code Form.

#### 1.7. "Larger Work"

means a work that combines Covered Software with other material, in a separate file or files, that is not Covered Software.

#### 1.8. "License"

means this document.

#### 1.9. "Licensable"

means having the right to grant, to the maximum extent possible, whether at the time of the initial grant or subsequently, any and all of the rights conveyed by this License.

#### 1.10. "Modifications"

means any of the following:

(a) any file in Source Code Form that results from an addition to, deletion from, or modification of the contents of Covered Software; or

(b) any new file in Source Code Form that contains any Covered Software.

#### 1.11. "Patent Claims" of a Contributor

means any patent claim(s), including without limitation, method, process, and apparatus claims, in any patent Licensable by such Contributor that would be infringed, but for the grant of the License, by the making, using, selling, offering for sale, having

made, import, or transfer of either its Contributions or its Contributor Version.

1.12. "Secondary License"

means either the GNU General Public License, Version 2.0, the GNU Lesser General Public License, Version 2.1, the GNU Affero General Public License, Version 3.0, or any later versions of those licenses.

1.13. "Source Code Form"

means the form of the work preferred for making modifications.

1.14. "You" (or "Your")

means an individual or a legal entity exercising rights under this License. For legal entities, "You" includes any entity that controls, is controlled by, or is under common control with You. For purposes of this definition, "control" means (a) the power, direct or indirect, to cause the direction or management of such entity, whether by contract or otherwise, or (b) ownership of more than fifty percent (50%) of the outstanding shares or beneficial ownership of such entity.

2. License Grants and Conditions

-----

2.1. Grants

Each Contributor hereby grants You a world-wide, royalty-free, non-exclusive license:

- (a) under intellectual property rights (other than patent or trademark) Licensable by such Contributor to use, reproduce, make available, modify, display, perform, distribute, and otherwise exploit its Contributions, either on an unmodified basis, with Modifications, or as part of a Larger Work; and
- (b) under Patent Claims of such Contributor to make, use, sell, offer for sale, have made, import, and otherwise transfer either its Contributions or its Contributor Version.

2.2. Effective Date

The licenses granted in Section 2.1 with respect to any Contribution become effective for each Contribution on the date the Contributor first distributes such Contribution.

2.3. Limitations on Grant Scope

The licenses granted in this Section 2 are the only rights granted under this License. No additional rights or licenses will be implied from the distribution or licensing of Covered Software under this License.

Notwithstanding Section 2.1(b) above, no patent license is granted by a Contributor:

- (a) for any code that a Contributor has removed from Covered Software; or
- (b) for infringements caused by: (i) Your and any other third party's modifications of Covered Software, or (ii) the combination of its Contributions with other software (except as part of its Contributor Version); or
- (c) under Patent Claims infringed by Covered Software in the absence of its Contributions.

This License does not grant any rights in the trademarks, service marks, or logos of any Contributor (except as may be necessary to comply with the notice requirements in Section 3.4).

2.4. Subsequent Licenses

No Contributor makes additional grants as a result of Your choice to distribute the Covered Software under a subsequent version of this License (see Section 10.2) or under the terms of a Secondary License (if permitted under the terms of Section 3.3).

### 2.5. Representation

Each Contributor represents that the Contributor believes its Contributions are its original creation(s) or it has sufficient rights to grant the rights to its Contributions conveyed by this License.

### 2.6. Fair Use

This License is not intended to limit any rights You have under applicable copyright doctrines of fair use, fair dealing, or other equivalents.

### 2.7. Conditions

Sections 3.1, 3.2, 3.3, and 3.4 are conditions of the licenses granted in Section 2.1.

## 3. Responsibilities

-----

### 3.1. Distribution of Source Form

All distribution of Covered Software in Source Code Form, including any Modifications that You create or to which You contribute, must be under the terms of this License. You must inform recipients that the Source Code Form of the Covered Software is governed by the terms of this License, and how they can obtain a copy of this License. You may not attempt to alter or restrict the recipients' rights in the Source Code Form.

### 3.2. Distribution of Executable Form

If You distribute Covered Software in Executable Form then:

- (a) such Covered Software must also be made available in Source Code Form, as described in Section 3.1, and You must inform recipients of the Executable Form how they can obtain a copy of such Source Code Form by reasonable means in a timely manner, at a charge no more than the cost of distribution to the recipient; and
- (b) You may distribute such Executable Form under the terms of this License, or sublicense it under different terms, provided that the license for the Executable Form does not attempt to limit or alter the recipients' rights in the Source Code Form under this License.

### 3.3. Distribution of a Larger Work

You may create and distribute a Larger Work under terms of Your choice, provided that You also comply with the requirements of this License for the Covered Software. If the Larger Work is a combination of Covered Software with a work governed by one or more Secondary Licenses, and the Covered Software is not Incompatible With Secondary Licenses, this License permits You to additionally distribute such Covered Software under the terms of such Secondary License(s), so that the recipient of the Larger Work may, at their option, further distribute the Covered Software under the terms of either this License or such Secondary License(s).

### 3.4. Notices

You may not remove or alter the substance of any license notices (including copyright notices, patent notices, disclaimers of warranty, or limitations of liability) contained within the Source Code Form of the Covered Software, except that You may alter any license notices to



the extent required to remedy known factual inaccuracies.

### 3.5. Application of Additional Terms

You may choose to offer, and to charge a fee for, warranty, support, indemnity or liability obligations to one or more recipients of Covered Software. However, You may do so only on Your own behalf, and not on behalf of any Contributor. You must make it absolutely clear that any such warranty, support, indemnity, or liability obligation is offered by You alone, and You hereby agree to indemnify every Contributor for any liability incurred by such Contributor as a result of warranty, support, indemnity or liability terms You offer. You may include additional disclaimers of warranty and limitations of liability specific to any jurisdiction.

### 4. Inability to Comply Due to Statute or Regulation

-----

If it is impossible for You to comply with any of the terms of this License with respect to some or all of the Covered Software due to statute, judicial order, or regulation then You must: (a) comply with the terms of this License to the maximum extent possible; and (b) describe the limitations and the code they affect. Such description must be placed in a text file included with all distributions of the Covered Software under this License. Except to the extent prohibited by statute or regulation, such description must be sufficiently detailed for a recipient of ordinary skill to be able to understand it.

### 5. Termination

-----

5.1. The rights granted under this License will terminate automatically if You fail to comply with any of its terms. However, if You become compliant, then the rights granted under this License from a particular Contributor are reinstated (a) provisionally, unless and until such Contributor explicitly and finally terminates Your grants, and (b) on an ongoing basis, if such Contributor fails to notify You of the non-compliance by some reasonable means prior to 60 days after You have come back into compliance. Moreover, Your grants from a particular Contributor are reinstated on an ongoing basis if such Contributor notifies You of the non-compliance by some reasonable means, this is the first time You have received notice of non-compliance with this License from such Contributor, and You become compliant prior to 30 days after Your receipt of the notice.

5.2. If You initiate litigation against any entity by asserting a patent infringement claim (excluding declaratory judgment actions, counter-claims, and cross-claims) alleging that a Contributor Version directly or indirectly infringes any patent, then the rights granted to You by any and all Contributors for the Covered Software under Section 2.1 of this License shall terminate.

5.3. In the event of termination under Sections 5.1 or 5.2 above, all end user license agreements (excluding distributors and resellers) which have been validly granted by You or Your distributors under this License prior to termination shall survive termination.

```
*****
*
* 6. Disclaimer of Warranty
* -----
*
* Covered Software is provided under this License on an "as is"
* basis, without warranty of any kind, either expressed, implied, or
* statutory, including, without limitation, warranties that the
* Covered Software is free of defects, merchantable, fit for a
* particular purpose or non-infringing. The entire risk as to the
* quality and performance of the Covered Software is with You.
* Should any Covered Software prove defective in any respect, You
* (not any Contributor) assume the cost of any necessary servicing,
*
```

```
* repair, or correction. This disclaimer of warranty constitutes an *
* essential part of this License. No use of any Covered Software is *
* authorized under this License except under this disclaimer. *
*
```

```
*****
```

```
*****
```

#### \* 7. Limitation of Liability \*

```
* ----- *
```

```
*
* Under no circumstances and under no legal theory, whether tort *
* (including negligence), contract, or otherwise, shall any *
* Contributor, or anyone who distributes Covered Software as *
* permitted above, be liable to You for any direct, indirect, *
* special, incidental, or consequential damages of any character *
* including, without limitation, damages for lost profits, loss of *
* goodwill, work stoppage, computer failure or malfunction, or any *
* and all other commercial damages or losses, even if such party *
* shall have been informed of the possibility of such damages. This *
* limitation of liability shall not apply to liability for death or *
* personal injury resulting from such party's negligence to the *
* extent applicable law prohibits such limitation. Some *
* jurisdictions do not allow the exclusion or limitation of *
* incidental or consequential damages, so this exclusion and *
* limitation may not apply to You. *
```

```
*****
```

#### 8. Litigation

```
-----
```

Any litigation relating to this License may be brought only in the courts of a jurisdiction where the defendant maintains its principal place of business and such litigation shall be governed by laws of that jurisdiction, without reference to its conflict-of-law provisions. Nothing in this Section shall prevent a party's ability to bring cross-claims or counter-claims.

#### 9. Miscellaneous

```
-----
```

This License represents the complete agreement concerning the subject matter hereof. If any provision of this License is held to be unenforceable, such provision shall be reformed only to the extent necessary to make it enforceable. Any law or regulation which provides that the language of a contract shall be construed against the drafter shall not be used to construe this License against a Contributor.

#### 10. Versions of the License

```
-----
```

##### 10.1. New Versions

Mozilla Foundation is the license steward. Except as provided in Section 10.3, no one other than the license steward has the right to modify or publish new versions of this License. Each version will be given a distinguishing version number.

##### 10.2. Effect of New Versions

You may distribute the Covered Software under the terms of the version of the License under which You originally received the Covered Software, or under the terms of any subsequent version published by the license steward.

##### 10.3. Modified Versions

If you create software not governed by this License, and you want to create a new license for such software, you may create and use a

modified version of this License if you rename the license and remove any references to the name of the license steward (except to note that such modified license differs from this License).

#### 10.4. Distributing Source Code Form that is Incompatible With Secondary Licenses

If You choose to distribute Source Code Form that is Incompatible With Secondary Licenses under the terms of this version of the License, the notice described in Exhibit B of this License must be attached.

##### Exhibit A - Source Code Form License Notice

-----

This Source Code Form is subject to the terms of the Mozilla Public License, v. 2.0. If a copy of the MPL was not distributed with this file, You can obtain one at <http://mozilla.org/MPL/2.0/>.

If it is not possible or desirable to put the notice in a particular file, then You may include the notice in a location (such as a LICENSE file in a relevant directory) where a recipient would be likely to look for such a notice.

You may add additional accurate notices of copyright ownership.

##### Exhibit B - "Incompatible With Secondary Licenses" Notice

-----

This Source Code Form is "Incompatible With Secondary Licenses", as defined by the Mozilla Public License, v. 2.0.

## Zlib

This software is provided 'as-is', without any express or implied warranty. In no event will the authors be held liable for any damages arising from the use of this software.

Permission is granted to anyone to use this software for any purpose, including commercial applications, and to alter it and redistribute it freely, subject to the following restrictions:

1. The origin of this software must not be misrepresented; you must not claim that you wrote the original software. If you use this software in a product, an acknowledgment in the product documentation would be appreciated but is not required.
2. Altered source versions must be plainly marked as such, and must not be misrepresented as being the original software.
3. This notice may not be removed or altered from any source distribution.