




BASEMENT

**BASIC SIMULATION ENVIRONMENT
FOR SIMULATION OF ENVIRONMENTAL FLOW
AND NATURAL HAZRAD SIMULATION**

SYSTEM MANUALS

**VERSION 3.0
September 2019**



Preamble

VERSION 3.0.1

October 2019

Credits

Current Team Members

Software Development, Documentation and Test (alphabetical)

Dr. P. Bacigaluppi, MSc. Aeronautical Eng.
M. Bürgler, MSc. ETH Environmental Eng.
F. Caponi, MSc. Environmental Eng.
Dr. D. Conde, MSc. Civil Eng.
E. Gerke, MSc. ETH Civil Eng.
S. Kammerer, MSc. ETH Environmental Eng.
Dr.techn. M. Weberndorfer, MSc.

Scientific Board

Prof. Dr. R. Boes, Director VAW, Member of Project Board
Dr. A. Siviglia, MSc, Scientific Advisor
Dr. D. Vanzo, MSc. Environmental Eng., Scientific Advisor
Dr. D. Vetsch, Dipl. Ing. ETH, Project Director

Former Project Members

See <https://www.basement.ethz.ch/people>

Commissioned and co-financed by

Swiss Federal Office for the Environment (FOEN)

Contact

Website: <https://www.basement.ethz.ch>

User forum: <https://people.ee.ethz.ch/~basement/forum>

© 2019 ETH Zurich / Laboratory of Hydraulics, Glaciology and Hydrology (VAW)

For list of contributors see <https://www.basement.ethz.ch>



Laboratory of Hydraulics,
Hydrology and Glaciology



Eidgenössische Technische Hochschule Zürich
Swiss Federal Institute of Technology Zurich

Citation Advice

For System Manuals:

Vetsch D., Siviglia A., Bacigaluppi P., Bürgler M., Caponi F., Conde D., Gerke E., Kammerer S., Koch A., Peter S., Vanzo D., Vonwiller L., Weberndorfer M. 2019. System Manuals of BASEMENT, Version 3.0. Laboratory of Hydraulics, Glaciology and Hydrology (VAW). ETH Zurich. Available from <https://www.basement.ethz.ch>. [date of access].

For Website:

BASEMENT – Basic Simulation Environment for Computation of Environmental Flow and Natural Hazard Simulation, 2019. <https://www.basement.ethz.ch>

For Software:

BASEMENT – Basic Simulation Environment for Computation of Environmental Flow and Natural Hazard Simulation. Version 3.0. © ETH Zurich, VAW, 2019.

License

End-User License Agreement (EULA)

THIS EULA IS INTENDED FOR COMMERCIAL AND NON-COMMERCIAL PURPOSES. FOR QUESTIONS RELATED TO THIS AGREEMENT PLEASE CONTACT: Dr. David Vetsch, basement@ethz.ch

This End-User License Agreement (“EULA”) is a legal agreement between you (“You”) (an individual or acting on behalf of a company) and ETH Zurich, Raemistrasse 101, 8092 Zurich (Switzerland) (“ETH Zurich”) for the binary software code of **BASEMENT** and associated media, and may include “online” or electronic documentation (“SOFTWARE”).

The SOFTWARE simulates water flow, sediment and scalar transport in rivers and according interaction in consideration of movable boundaries and morphological changes. Further information and description of the SOFTWARE is available here: <https://basement.ethz.ch/>

The SOFTWARE is protected by copyright laws. The SOFTWARE is hereby licensed, not sold.

In order to install and use the SOFTWARE, You must indicate agreement with the following terms and conditions by clicking “ACCEPT” at the end of this EULA during the installation process.

1 LICENSE GRANT

- (i) ETH Zurich hereby grants to You, and in case You are acting on behalf of a company also to the employees of such company, a free-of-charge, single, non-exclusive, world-wide, non-transferable, non-sublicensable right to install, execute and display the SOFTWARE on device(s) running a validly licensed copy of the operating system for which the SOFTWARE was designed. Such rights are granted for commercial and non-commercial purposes.
- (ii) With respect to electronic documents included with the SOFTWARE, You may make an unlimited number of copies (either in hardcopy or electronic form), provided that such copies shall be used only for internal purposes and are not republished or distributed to any third party.

2 USE OF RESULTS GENERATED BY THE SOFTWARE

You are allowed to use the content generated by the SOFTWARE (“SOFTWARE RESULTS”) for commercial and non-commercial purposes.

Note that any attribution (e.g. ETH Zurich logo) on the SOFTWARE RESULTS must be retained. You are not allowed to alter, cancel or fade, after a few seconds, such attribution.

3 THIRD PARTY CODE

The SOFTWARE may contain other program code from third parties. A list of other third party code and libraries used by this SOFTWARE is available here: <https://basement.ethz.ch/about/thirdpartysoftware>

Their license applies to such third party code and libraries contained herein. Refer to the above internet site for the licenses and copyrights.

4 DURATION OF LICENSE AND TERMINATION

This EULA enters into effect on the date of acceptance of this EULA by You. This EULA,

- (i) may be terminated by ETH Zurich at any time for any reason;
- (ii) will terminate automatically without notice from ETH Zurich if (a) You fail to comply with any term(s) of this EULA or (b) You refuse, after the notification in accordance with clause 10 (i), to accept the new EULA term and conditions provided by ETH Zurich;
- (iii) is terminated as soon as You cease to use the SOFTWARE and destroy all copies, full or partial, of the SOFTWARE;

Upon termination pursuant to (i) and (ii), you must cease all use of the SOFTWARE and destroy all copies, full or partial, of the SOFTWARE.

5 OBLIGATIONS OF YOU

- (i) You may not remove or alter any copyright notices on any and all copies of the SOFTWARE.
- (ii) You may not distribute or assign the SOFTWARE or any copy thereof to third parties. You may not rent, lease, sell, lend, transfer, redistribute, or sublicense the SOFTWARE to any third party.
- (iii) You may not reverse engineer, decompile or disassemble the SOFTWARE, except and only to the extent that such activity is expressly permitted by applicable law despite this limitation.
- (iv) You may not reproduce, modify or adapt the SOFTWARE, except and only to the extent that such activity is expressly permitted by applicable law despite this limitation.
- (v) You must comply with all applicable laws.

6 OWNERSHIP

Except as expressly licensed to You in this EULA, ETH Zurich and its licensors retains all right, title, and interest in and to the SOFTWARE. All title and copyrights in and to the SOFTWARE (including but not limited to any images, photographs, animations, video, audio, music, text, and “applets” incorporated into the SOFTWARE), the accompanying materials, and any copies of the SOFTWARE are owned by ETH Zurich and its licensors. The SOFTWARE is protected by copyright laws. Therefore, You must treat the SOFTWARE like any other copyrighted material. All rights not expressly granted are reserved by ETH Zurich.

7 MAINTENANCE, SUPPORT, UPGRADES OR NEW RELEASES

ETH Zurich has no obligation to provide maintenance, support, upgrades, new releases, enhancements or modifications and disclaims all costs associated with service, repair or correction of the SOFTWARE. If any supplemental software code is provided to You by ETH Zurich, this supplemental software code shall be considered part of the SOFTWARE and is subject to the terms and conditions of this EULA if not otherwise explicitly written. It is expressly acknowledged by You that no rights to receive maintenance, support, upgrades, new releases, enhancements or modifications may be derived from this EULA.

8 NO WARRANTY

YOU EXPRESSLY ACKNOWLEDGE AND AGREE THAT USE OF THE SOFTWARE IS AT YOUR SOLE RISK AND THAT THE ENTIRE RISK AS TO SATISFACTORY QUALITY, PERFORMANCE, ACCURACY, AND EFFORT IS WITH YOU. TO THE MAXIMUM EXTENT PERMITTED BY APPLICABLE LAW, THE SOFTWARE AND ANY SERVICES PERFORMED OR PROVIDED BY THE SOFTWARE ARE PROVIDED “AS IS” AND “AS AVAILABLE”, WITH ALL FAULTS AND WITHOUT WARRANTY OF ANY KIND, AND ETH ZURICH HEREBY DISCLAIMS ALL WARRANTIES AND CONDITIONS WITH RESPECT TO THE SOFTWARE AND ANY SERVICES, EITHER EXPRESS, IMPLIED, OR STATUTORY, INCLUDING, BUT NOT LIMITED TO, THE IMPLIED WARRANTIES AND/OR CONDITIONS OF MERCHANTABILITY, OF SATISFACTORY QUALITY, OF FITNESS FOR A PARTICULAR PURPOSE, OF ACCURACY, OF QUIET ENJOYMENT, AND OF NON-INFRINGEMENT OF THIRD-PARTY RIGHTS. ETH ZURICH DOES NOT WARRANT AGAINST INTERFERENCE WITH YOUR ENJOYMENT OF THE SOFTWARE, THAT THE FUNCTIONS CONTAINED IN OR SERVICES PERFORMED OR PROVIDED BY THE SOFTWARE WILL MEET YOUR REQUIREMENTS, THAT THE OPERATION OF THE SOFTWARE OR SERVICES WILL BE UNINTERRUPTED OR ERROR-FREE, OR THAT DEFECTS IN THE SOFTWARE OR SERVICES WILL BE CORRECTED. NO ORAL OR WRITTEN INFORMATION OR ADVICE GIVEN BY ETH ZURICH OR ITS AUTHORIZED REPRESENTATIVE SHALL CREATE A WARRANTY. SHOULD THE SOFTWARE OR SERVICES PROVE DEFECTIVE, YOU ASSUME THE ENTIRE COST OF ALL NECESSARY SERVICING, REPAIR, OR CORRECTION. SOME JURISDICTIONS DO NOT ALLOW THE EXCLUSION OF IMPLIED WARRANTIES OR LIMITATIONS ON APPLICABLE STATUTORY RIGHTS OF A CONSUMER, SO THE ABOVE EXCLUSION AND LIMITATIONS MAY NOT APPLY TO YOU.

9 LIABILITY

In no event shall ETH Zurich be liable for any damages (including, without limitation, lost profits, business interruption, or lost information) arising from the use of or inability

to use the SOFTWARE through You or the employees of the company You are legally representing. In no event will ETH Zurich be liable for loss of data or for indirect, special, incidental, consequential (including loss of profit), or other damages based in contract, tort or otherwise.

The above limitation of liability shall not be construed to amend or limit any party's statutory liability.

10 GENERAL PROVISIONS

- (i) ETH Zurich reserves the right to change the terms and conditions of this EULA at any point in time. In such event, ETH Zurich will notify You in due time of the changes to the terms of the EULA.
- (ii) Rights and duties derived from this EULA shall not be transferred to third parties without the written acceptance of the ETH Zurich.
- (iii) You shall not infer from this EULA any other rights, including licenses, than those that are explicitly stated herein.
- (iv) This EULA shall exclusively be governed by and interpreted in accordance with the laws of Switzerland, without reference to its conflict of laws principles. The exclusive place of jurisdiction is Zurich (Switzerland).

11 ACKNOWLEDGMENT

You acknowledge that you have read this EULA, understand it, and had an opportunity to seek independent legal advice prior to agreeing to it. In consideration of ETH Zurich agreeing to provide the SOFTWARE, You agree to be bound by the terms and conditions of this EULA. You further agree that it is the complete and exclusive statement of the agreement between you and ETH Zurich, which supersedes any proposal or prior agreement, oral or written, and any other communication between you and ETH Zurich relating to the subject of this EULA.

Notice:

Third party software copyright notices and third party software licenses can be found in the appendix.

**BASIC SIMULATION ENVIRONMENT
FOR SIMULATION OF ENVIRONMENTAL FLOW
AND NATURAL HAZRAD SIMULATION**

USER MANUAL

**VERSION 3.0
September 2019**



BASEMENT

Contents

1	Basic Simulation Environment	3
1.1	Introduction	3
1.2	General Use	3
1.2.1	Problem Description	3
1.2.2	Product Delineation and Employment Domains	4
1.2.2.1	Product Delineation	4
1.2.2.2	Employment Domains	4
1.2.3	Capabilities	4
2	Modelling procedure	7
2.1	General	7
2.2	Preprocessing	8
2.2.1	General	8
2.2.2	Computational mesh	8
2.2.2.1	Concept	8
2.2.2.2	Breaklines	8
2.2.2.3	Boundary conditions	9
2.2.2.4	Mesh quality	9
2.2.3	Hydrological and sediment data	9
2.2.3.1	Hydrology	9
2.2.3.2	Sediment transport	10
2.3	Simulation Workflow	10
2.4	Postprocessing	10
2.4.1	Output files	10
2.4.2	Result visualization	11
3	Grid Generation with BASEmesh	13
3.1	General	13
3.2	Installation	13
3.3	Generation of small meshes	14
3.4	Generation of large meshes	15
4	Simulation workflow	19
4.1	General	19
4.2	Pre-simulation	20
4.2.1	Command files	20
4.2.2	Model setup	20

4.3	Simulation	21
4.3.1	Command file	21
4.3.2	Model backend	21
4.4	Post-simulation	21
4.5	Re-run Simulation	22
4.6	Restart Simulation	22
5	Graphical User Interface (GUI)	23
5.1	Graphical user interface	23
5.1.1	General	23
5.1.2	First steps	23
5.1.2.1	Scenario directory	23
5.1.2.2	Load and save	24
5.1.3	Setup	24
5.1.3.1	Adding and deleting items	24
5.1.3.2	Help and parameter values	26
5.1.3.3	Run BASEMENT setup	26
5.1.4	Simulation	26
5.1.4.1	Selecting the simulation backend	27
5.1.4.2	Run simulation	27
5.1.5	Results	27
6	Run the program	29
6.1	Running BASEMENT	29
6.1.1	Graphical user interface (GUI)	29
6.1.2	Batch mode under Linux	29
6.1.2.1	Setup	29
6.1.2.2	Simulation	30
6.1.2.3	Results	31
6.1.3	Batch mode under Windows	32
7	References	35

Basic Simulation Environment

1.1 Introduction

The software system BASEMENT (BAsic-Simulation-EnvironMENT) provides a functional environment for numerical simulation of river flows with sediment transport in alpine and sub-alpine regions.

The continual development of the software system has led to BASEMENT version 3.0, a newly developed version motivated by an increase of efficiency, while guaranteeing the stability of the numerical models. Compared to the former versions of BASEMENT, version 3.0 has a simpler spatial discretization and improved performance. In addition, the software provides a new simulation workflow and graphic user interface (GUI).

The development process is at an early stage and focuses primarily on efficient two dimensional flows modelling with bedload transport. Further development of the software system BASEMENT is expected in the future with the implementation of a 1D model and the increase of available features and application domains.

1.2 General Use

1.2.1 Problem Description

In connection with watercourses and river areas, increasingly complex problems have to be addressed. The estimation of floods, the more frequent occurrence of restoration projects or the study of naturally shaped watercourses implicate the examination of larger regions - also outside of the actual waterway - and a more manifold shape of the channels. The simple formulas for the calculation of flow behaviour used in the past showed in several cases to be insufficient to obtain the desired information. The extent of the considered areas makes the application of hydraulic models in a laboratory - usually employed for difficult cases - impossible or too expensive. So, the numerical simulation of flow behaviour is in many cases the most obvious solution. However, existing programs have still some

weak points. Some are limited in their capabilities (e.g. only steady flow and no sediment transport) or may lack in user support caused in incompleteness of documentation or training of users. Furthermore, inherent numerical problems request certain expertise to be overcome. In addition, the preparation of the input data and the processing of the results to a shape, which facilitates the interpretation, are often very laborious.

The aim of the software system BASEMENT, in terms of its free availability and its accompanying scholar programs, is to enable a broader range of people to skilfully process river modelling projects in a justifiable amount of time.

1.2.2 Product Delineation and Employment Domains

1.2.2.1 Product Delineation

BASEMENT is a river engineering tool, which supports the engineer in the solution of tasks in the domain of river area modelling. The program permits reliable computations based on state of the art numerical tools, constant onward development and successive realisation of case studies.

Unlike currently used programs for the simulation of a specific flow behaviour, BASEMENT intends the arrangement of many different problem types with one single tool to gain an integrated understanding for the initial position, the solution process and its results.

1.2.2.2 Employment Domains

The aim of BASEMENT is to permit the solution of as many problems as possible in the domain of river engineering, especially in cases for which the traditional dimensioning tools are insufficient and studies including physical hydraulic models are not possible or too expensive. Typical employment domains are:

- Several problems in relation with the sediment transport of water courses, for instance the future development of deltas and alluvial fans, the long term evolution of the bottom of channels, or the aggradation of storage spaces and the consequences of their scavenging;
- River engineering enterprises, which imply the modification of the channel geometry, as this can be the case for example for revitalisations or protection measures, where the consequences of the interventions have to be evaluated;
- Identification and quantification of dangers for the development of danger maps or of protection and emergency measures, considering the flow behaviour and sediment deposition both inside and outside of the main channel, as well as erosion danger, and consequences of debris flows and dam breaks.

1.2.3 Capabilities

BASEMENT has the following fundamental capabilities:

- Simulation of flow behaviour under steady and unsteady conditions in a channel as well as its transition;

- Simulation of sediment transport (bed load) under steady and unsteady conditions in a channel with arbitrary geometry;
- Simulation of erosion and deposition;

Modelling procedure

2.1 General

The modelling procedure involves three stages: the pre-processing, the numerical simulation and the post-processing (Figure 2.1). A numerical project is based on a topographical region on which one or more scenarios are studied by running appropriate numerical simulations. Each scenario and all representative parameters with the required type of data should be defined in advance. The pre-processing stage consists of gathering the necessary external data in order to obtain the required input file format for the numerical simulation. The simulation generates output files that can be visualized and modified by external softwares (e.g. ParaView) in order to represent and interpret the results of the numerical simulation. The scenario directory contains all the files (input files, configuration files, output files, ...) required to execute a numerical simulation with BASEMENT.

This section will present in details the pre- and post-processing parts, while the numerical simulation will be explained in Section 4.

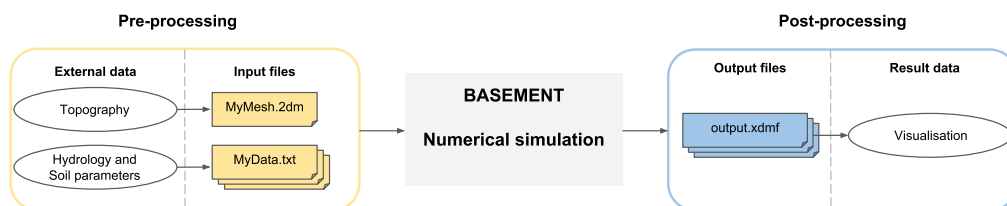


Figure 2.1 Overview of the modelling procedure with BASEMENT

2.2 Preprocessing

2.2.1 General

Three main types of external data need to be provided for the numerical simulation: topography, hydrology and sediment data. The pre-processing stage involves the conversion of external data into appropriate input files that are used in the numerical simulation. The topography of the investigated region has to be transformed into a computational mesh. The topographical data types are manifold and may come from a cluster of point with (x,y,z)-coordinates, cross sections, height contour lines or raster data like a digital elevation model (DEM). Beside the computational mesh, hydrological and morphological data have to be determined for the numerical simulation and therefore converted into series data, constant or dynamic value (e.g. weir activation). The hydrology is characterised by inflow discharge, friction, water level or local sources and sink. The soil parameters include the mean grain size, the porosity, sediment density, the roughness, the angle of rest and the sediment flow.

2.2.2 Computational mesh

2.2.2.1 Concept

The numerical methods used in BASEMENT are based on a discretization of the domain topography into unstructured triangular elements. These elements are the control volumes (finite volume of 1st order) for the computation of flow equations and the complex of these elements forms the computational mesh. Once the domain has been discretised into unstructured triangular elements, thus forming a quality mesh, the topographical elevation information has to be assigned to the quality mesh in order to generate the final computational mesh. The elevation information is attributed to the element center and is equally distributed over the element area. An appropriate definition of the element center coordinates is crucial for the generation of the computational mesh. It exists different methods to define the interpolation point coordinates of a triangular element, in BASEMENT, the average of the triangle node coordinates is used. The element edges define the boundary of the control volume and the connection between the neighboring elements.

One single computational mesh is used for hydro- and morphodynamic simulations and has to be of type “MyMesh.2dm” (Figure 2.1). The plugin BASEmesh for the free and open source geographic information system software Quantum GIS (QGIS) provides automated routines for mesh generation in case of a small or large meshes. The breaklines, the definition of boundaries and the generation of the quality mesh are steps of the mesh generation process using BASEmesh.

2.2.2.2 Breaklines

Breaklines affect the quality mesh outcome by preventing the meshing of elements over them during the meshing process. Breaklines enable to delineate the limits of the quality mesh as well as relevant regions like buildings or zones of local mesh refinement. These regions are characterized by marker points (Regiondefs) that allow the user to divide the

computational mesh into areas of common features for the numerical simulation, e.g. setting different initial friction values or definition of an external source over a specific region of the mesh.

Breaklines are important and should be carefully defined due to the computational mesh specificity of attributing one elevation information to the cell center. The risk encountered is the loss of geometrical accuracy at locations of distinct change of slope (e.g. levee crests or river side walls) or where the cells are required to have a determined and fixed elevation (riverbed, bank crest, . . .). In order to overcome this issue, areas of fixed or known elevation need to be delimited by breaklines as regions to ensure that the right elevation is assigned to the cell.

2.2.2.3 Boundary conditions

Boundary conditions control the water and sediment flow on the domain. They are defined on the domain as stringdef, i.e. a selected sequence of vertices and element edges of the computational mesh located either at the border or inside the computational mesh. The sequence of vertices along the stringdef gives the stringdef direction with a left and right side. The upstream flow direction is defined by the user during the setup stage of the numerical simulation and has to be set according to the stringdef definition, i.e. direction.

It exists two types of boundary conditions, the external and internal boundaries. The external boundaries are defined on the domain boundary, while the internal boundary is defined inside the domain. More informations about the type of boundaries and their features can be found in the Reference Manual.

The stringdefs are listed as `nodestring` at the end of the computational mesh file "MyMesh.2dm".

2.2.2.4 Mesh quality

The quality of the mesh is defined by the size and number of mesh elements that compose the computational mesh. Regions of high interest need some mesh refinement to get higher accuracy and regions of lower interest often have a coarser mesh. Two parameters are characterizing the mesh quality: the maximum element area and the minimum element angle.

The maximum element area is assigned to cluster of elements, i.e. specific region surrounded by breaklines and can vary among the zones. The minimum element angle is a parameter defined over the entire mesh. Smaller angles lead to less elements, while larger angles lead to more elements.

2.2.3 Hydrological and sediment data

2.2.3.1 Hydrology

The hydrology of the domain can be specified at boundary conditions in case of water fluxes or over a defined region of the computational mesh if an external source (mass) like rainfall, local source or sink is considered. The water flux can be implemented as

discharge (m^3/s), h-q relation or as water surface elevation and the external source can be implemented as discharge or as rainfall precipitation (mm/h).

The type of data can be assigned as a single constant value (lake level, constant discharge, ...) or as a time series like a hydrograph or series variable (e.g. h-q relation) or as dynamic in case of weir activation or dam collapse. In case of variable water flux (e.g. discharge hydrograph or rating curve), the hydrological data is stored in a time series data file (MyData.txt, see Figure 2.1). The simulation module will then interpolate the desired values to the actual computational time. The source data is either defined as constant or in a time series.

Initial hydraulic conditions can be defined as dry or defined by setting the values of the water surface elevation (wse), the velocity in x direction (u) and y direction (v) over the regions.

2.2.3.2 Sediment transport

The river bed is characterized by a porosity and a mean grain size diameter (m) determined from sediment or line samples. In BASEMENT version 3.0, the simulation works only for uniform sediments.

The sediment flow is defined as a specific bedload flux, which is averaged and evenly distributed over the stringdef length (sediment flow boundary). The sediment boundaries are of type standard (external boundaries). The type of data for the specific bed load flux is either set constant or defined in a time series as sedimentograph [m^3/s] or in a transport capacity formula, without porosity. The reference bed elevation has to be provided at inflow and outflow boundary conditions of type equilibrium.

2.3 Simulation Workflow

The software system BASEMENT encompasses the numerical simulation, composed of numerical subsystems, executables binary files and interfaces to the infrastructural software like the pre- and post-processors. More details concerning the simulation workflow are described in Section 4.

2.4 Postprocessing

2.4.1 Output files

The output are generated on the mesh elements (cell centered) or at nodestrings and are stored in a binary file format (.h5). The output type available are summarized in Table 2.1.

Table 2.1 *Output types*

Cell centered	Nodestring
Water surface elevation, water depth, bottom elevation, Chézy friction, delta_z, specific discharge, flow velocity, flow curvature, flow radius, flood tracking	Hydraulic and morphodynamic discharge

2.4.2 Result visualization

The visualization of results is separated from the software system BASEMENT and can be done with independent products using a well-defined common interface. The output are available as an extensible data model format “output.xdmf” (see Figure 2.1) for the cell centered outputs or in a text format (.csv) for the nodestring output. The software ParaView enables to visualize the results stored in “output.xdmf”.

Grid Generation with BASEmesh

3.1 General

In order to provide a free and open source solution for the creation of computational meshes (Pre-Processing) and to visualize simulation results (Post-Processing) the plugin BASEmesh for the free and open source geographic information system (GIS) software [QGIS](#) was developed.

BASEmesh is a QGIS plugin developed to generate triangulated computational grids for BASEMENT based on the advanced mesh generator [Triangle](#) by Jonathan R. Shewchuk (Shewchuk, 1996) as meshing algorithm. BASEmesh version 1.44 is compatible with the QGIS version 2.18 or later.

The generation of a computational mesh compatible with BASEMENT version 3.0 is twofold and depends on the domain size and mesh resolution. For small meshes (< 10'000 - 50'000 cells), the procedure to create a computational mesh (2dm) using BASEmesh is the same as for 2D meshes in BASEMENT version 2.8 and the tutorials can be found either in Section 3.3.5 of BASEMENT User Manual version 2.8 or in the Tutorial 1 and 2 of the Pre-Processing section in the Tutorial Manual of version 2.8 available on www.basement.ethz.ch. For larger meshes, the creation of shapefiles during the usual procedure strongly slows down the meshing process. Therefore, the pre-processing for large meshes follows the a new procedure, which avoids the shapefiles generation of of the quality mesh.

3.2 Installation

BASEmesh is at present available on a specific Plugin repository which has to be connected manually in the QGIS plugin manager. In contrast to other plugins, it is not available via the official QGIS plugin repository which is set as default in every QGIS installation.

To install BASEmesh, follow these steps:

```

MESH2D #created automatically via meshModel tool
NUM_MATERIALS_PER_ELEM 1
E3T 1 1155 861 1154 2
E3T 2 137 3166 2145 3
... ..
... ..
... ..
ND 3510 401.701104 0.719666 0.803402
ND 3511 292.228530 35.734722 2.584457
NS 3 6 34 65 123 654 -7 Stringdef_name

```

Figure 3.1 Lines to add manually to the 2dm mesh file (orange)

- (1) Start QGIS
- (2) Load the QGIS plugin manager by choosing *Manage and Install Plugins...* in the menu *Plugins* in the QGIS main toolbar
- (3) Go to *Settings* (you should now see the connection to the official QGIS-plugin repository)
- (4) Click on *Add...* and give a name, e.g. ‘BASEmesh repository’
- (5) Enter the repository address: https://people.ee.ethz.ch/~basement/qgis_plugins/qgis_plugins.xml (do not copy paste this address, because it might include line breaks)
- (6) Press *OK*
- (7) The additional repository should now be visible (make sure that the *Status* is *connected*)
- (8) Go to *All* in the menu of the plugin manager and search for ‘BASEmesh’
- (9) Choose the BASEmesh plugin (if several are available, choose the one with the highest version number) and press *Install plugin*

3.3 Generation of small meshes

This section illustrates how a small computational mesh (<10’000-50’000 cells) can be generated for simulations in BASEMENT v3.0. The computational mesh is generated using the QGIS plugin BASEmesh in the exact same way as for BASEMENT version 2.8. The mesh generation process is described in detail in Section 3.3.5 of BASEMENT User Manual version 2.8 or in the Tutorial 1 and 2 of the Pre-Processing section in the Tutorial Manual of version 2.8 available on www.basement.ethz.ch. The computational mesh with the elevation information located at the mesh vertices is exported as a 2dm file and a separate stringdefs list is generated during this process. In order to use the 2dm file for simulations with BASEMENT v3.0, the stringdefs list and name have to be added manually at the end of the computational mesh (2dm) and saved under a new name (Figure 3.1). The modified 2dm file is the one used in simulation with BASEMENT v3.0.

The elevation information is saved on the mesh vertices and needs to be interpolated to obtain one uniformly distributed elevation information allocated to the corresponding cell.

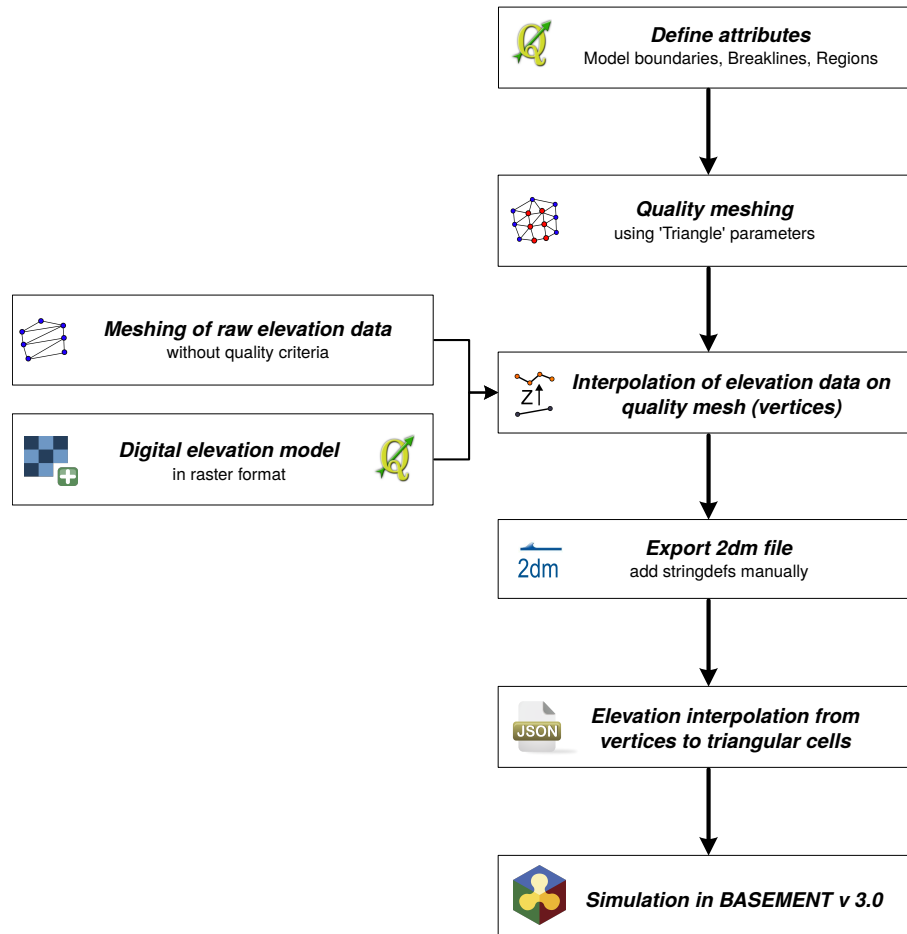


Figure 3.2 BASEmesh workflow for small meshes and adaptations required in the 2dm and executable (.json) files for the simulation with BASEMENT v3.0

The interpolation method (mean, median, maximum, minimum or weighted) is selected inside the GEOMETRY block of the configuration file model.json.

```

"GEOMETRY": {
  "mesh_file": "Flaz_mesh.2dm",
  "INTERPOLATION": {
    "method": "weighted"
  }
}
  
```

More details concerning the elevation interpolation methods are given in the case example of the Migration Guide. Figure 3.2 shows the BASEmesh workflow for small meshes with the transformations required for numerical simulations with BASEMENT v3.0. The procedure for small meshes enables to use existing computational meshes of BASEMENT version 2.x (.2dm) into BASEMENT version 3.x following the two last steps of Figure 3.2.

3.4 Generation of large meshes

During the quality meshing process, the BASEmesh plugin generates shape files that are significantly slowing down the procedure in case of large meshes. Therefore, a new procedure

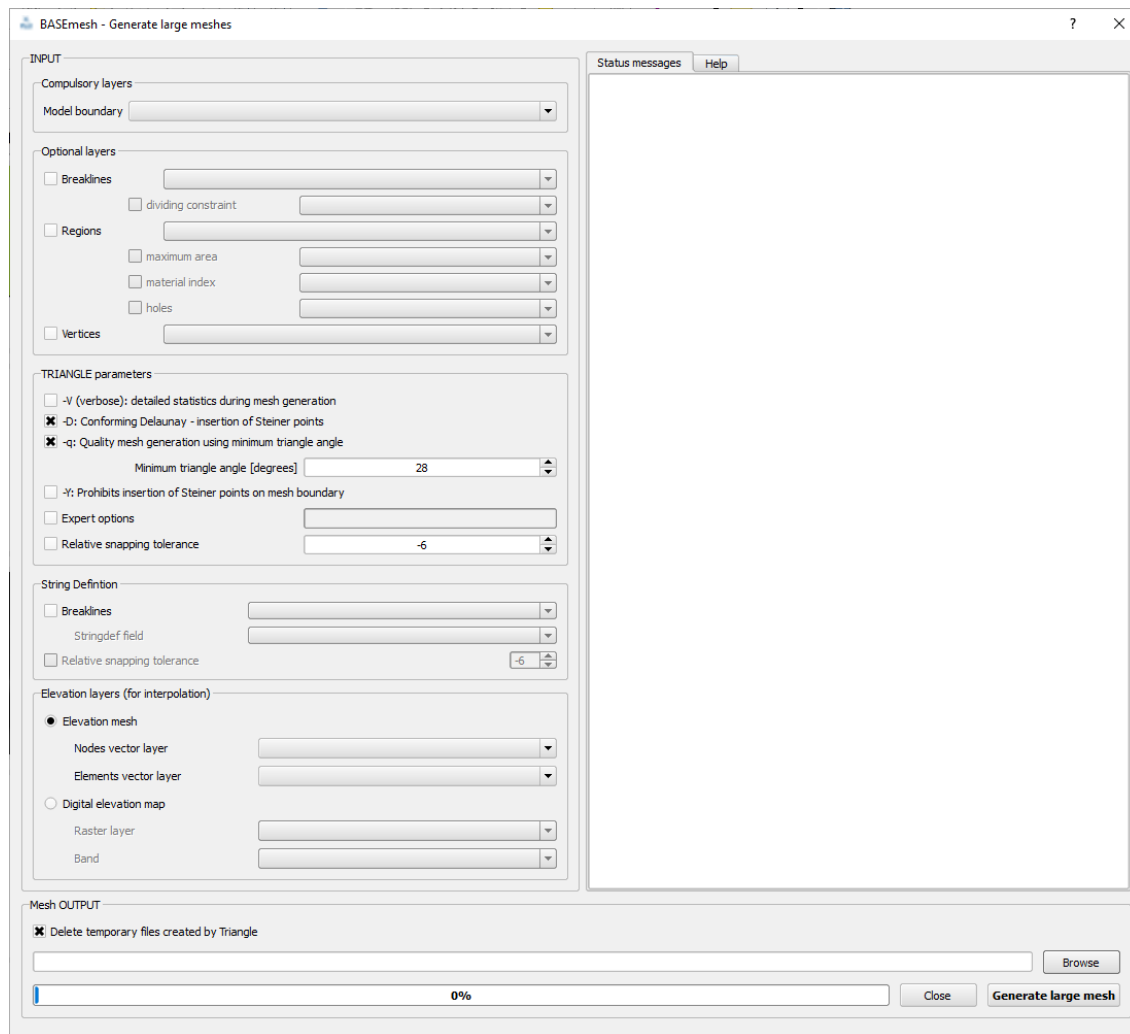


Figure 3.3 The generation of large meshes can be done with the new procedure in BASEmesh 1.44.

was developed to generate large computational meshes, which skips the generation of shape files. This new procedure for large mesh is available in BASEmesh version 1.44 for QGIS version 2.x under the button “XL Mesh” and combines the steps of quality meshing, elevation interpolation, nodestring definition and mesh export. The graphical user interface of the “XL Mesh” procedure is illustrated in Figure 3.3. The resulting meshes are directly compatible with BASEMENT version 3.x.

The general procedure to obtain the .2dm mesh file remains mostly the same. Be aware that all the attributes (elevation data, breaklines, points defining the regions, stringdefs, . . .) should be defined before starting the large mesh generation.

The computational mesh is generated with Jonathan Richard Shewchuk’s excellent unstructured 2D-mesh generator TRIANGLE (Shewchuk, 1996) and requires the specification of all geometric information about the computational domain:

- *Model boundary*: extent of the computational domain.
- *Breaklines*: distinct interruptions of the surface slope (dyke crest, river side walls, . . .) which shall be preserved in the computational mesh.

- *Regions*: distinct regions of the mesh surrounded by breaklines, which can be characterized by a material index (matID) and maximum triangle area, or can be specified as a hole in the mesh.
- *Holes*: parts within the mesh which are excluded from modelling (e.g. buildings). These parts are defined by special points (layer region_points) surrounded by breaklines.
- *Vertices*: enforced geometric points in the mesh (e.g. measurement points).

Further, the mesh quality can be influenced by the “TRIANGLE parameters”. It is important to keep in mind, that the quality of the computational mesh influences the results of your numerical analysis, e.g. stability, computation time, accuracy, etc. Parameters of major importance are:

- *Maximum area constraints*: definition of the mesh density using *maximum area* constraints for the triangular mesh elements. The *maximum area* is defined as attribute in the layer region_points and holds for a specific *Region* surrounded by breaklines.
- *Dividing constraints*: With this attribute in the layer *Breaklines* one can enforce a certain number of mesh elements along a breakline. This is of major importance for the use of inner boundaries in BASEMENT, where an equal number of mesh elements at the upstream and downstream interface is required.
- *Minimum triangle angle*: no elements with angles smaller than the minimum angle specified are generated (smaller angles lead to less elements, while larger angles lead to more elements).
- *Relative snapping tolerance*: defines, how far two point coordinates may be located apart to still be considered at the same location. The default value is 10E-6. Increasing this tolerance can help to avoid problems due to improper snapping of vertices (line or polygon features) and points in OGIS.

In BASEMENT a list of node IDs is defined as *stringdef*. They can be defined on the basis of breaklines with a *stringdef* attribute and can be used to define a boundary condition or an output along these nodes. The IDs correspond to the node IDs of the computational mesh. In comparison to the Stringdef tool, the defined stringdefs are added at the end of the .2dm mesh file with the tag “NS” for Nodestring and are **not** written in a separate file.

Finally, topographical information contained in the elevation model can be interpolated on the computational mesh, i.e. an elevation value is assigned to each node of the computational grid. As a result, the final computational mesh is obtained, which is then exported and can be used for simulations. The elevation data serving as input can be provided in two different elevation model types:

1. *Elevation mesh* triangulated from pointwise elevation data (TIN). The routine identifies the coordinates of each quality mesh node and determines any underlying elevation mesh element. Two methods are used for data interpolation:
 - a) If an underlying elevation mesh element is found, the elevation of the quality mesh node is interpolated at its x-y-coordinates. This is the normal case, since

the elevation mesh usually covers the whole computational domain. Nodes interpolated with this method are marked by a 1 in the element - field of the node attribute table. If the quality mesh node is located at the exact coordinates of an elevation mesh node, its height value is preserved exactly.

- b) If no underlying elevation mesh element is found, the quality node elevation is set to that of the nearest node of the elevation mesh. This is the case if quality mesh nodes lie outside the domain covered by the elevation mesh or when holes are present in the elevation mesh. It may lead to incorrect quality mesh node elevations. Hence, it is recommended to choose a bigger domain for elevation meshing than for quality meshing. Nodes interpolated this way are marked by a 0 in the element - field of the result attribute table and are named ‘with special treatment’ in the QGIS status messages.

2. *Digital elevation map* as raster data which contains the topography as DTM. The raster elevation data is directly mapped on the computational mesh nodes without interpolation. If no corresponding raster cell is found, the elevation is set to ‘-9999’.

Be aware that the interpolation process can be time consuming.

The mesh is automatically exported in the .2dm format in the specified directory. During the meshing process temporary files are generated. These can be automatically deleted by checking the box “Delete temporary files created by Triangle”.

Simulation workflow

4.1 General

The simulation workflow of the software system BASEMENT (light grey rectangular background on Figure 4.1) is composed of three parts: the pre-simulation, the simulation and the post-simulation. Each part contains an executable (red rectangles) and a command file (.json). The command files are in standardized file format of type JavaScript Object Notation (.json) with an independent language and syntaxe. Binary files (green cylinders) of HDF5 type (Hierarchical Data Format version 5, www.hdfgroup.org) work like containers that can store large amount of data and thus allow the division of the numerical simulation in three parts. The input and output data files are located outside of the simulation environment (Figure 4.1).

The pre-simulation consists on setting up the model for the simulation. The hydro- and morphodynamic parameters are defined inside the command file `model.json`. The setup executable combines the computational mesh (`MyMesh.2dm`), external required data (`MyData.txt`) and the command file (`model.json`), validates the model and stores it inside the binary `setup.h5`.

The simulation part runs the simulation on a selected backend type. It combines the

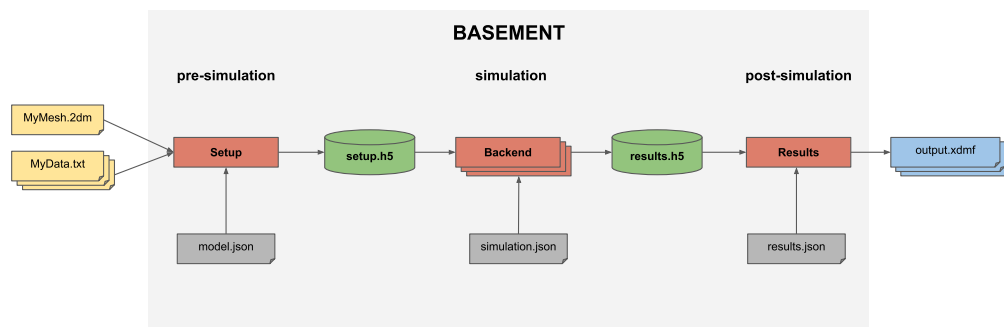


Figure 4.1 BASEMENT simulation workflow

model (setup.h5) stored in the first container with the command file simulation.json, where the simulation parameters are defined (e.g. execution time, output). The results of the simulation are stored in the second container (results.h5).

The post-simulation part transforms the simulation result file into output data that can be processed by the user. The type of output format (e.g. xdmf) is specified inside the command file results.json. The post-simulation process is based on python scripts.

4.2 Pre-simulation

4.2.1 Command files

The first command file model.json defines the parameters required to run a numerical simulation on the generated computational mesh. The domain is available for 2D-simulations only and comprises two main components, the geometry and hydraulics blocks. The morphology block is also available and can be added for simulations with bed load transport.

The geometry block gives information on the computational mesh used for the 2D-simulation. The name of the computational mesh and its location in the folder have to be specified. If a computational mesh of BASEMENT version 2.x is used, the elevation interpolation method has to be defined. The stringdefs are listed by their name and the upstream flow direction should be indicated as either left or right (see the Numerical Approximation section in the Reference Manual). The regiondefs are also listed by name with the area index as parameter.

The hydraulics block contains the information about the initial conditions (dry, continue, index), the parameters (CFL, minimum water depth, . . .), the boundary conditions, friction values, external sources and flood tracking. The boundary conditions are defined by giving the corresponding stringdef name and the required type (standard, linked or internal). The friction type is assigned to the different domains (regiondef), as for external sources and flood tracking if required.

The morphology block contains all information for setting a morphological simulation with uniform bedload transport. The bed material, the bedload transport formula, initial conditions and parameters like porosity and sediment density are required. Standard bedload boundary conditions characterize sediment inflow and outflow. The curvature and lateral bed slope effects could be activated in order to influence the bedload transport direction.

The command file model.json does not give any information about the duration of the simulation or the type of output. These are implemented in the next command files.

4.2.2 Model setup

The setup executable gathers the different input files and generates the run file for the simulation stored in binary format (setup.h5). It validates the model before starting the simulation.

4.3 Simulation

4.3.1 Command file

The command file `simulation.json` contains information about the simulation time, the type of output (see Table 2.1) and optionally the minimum and maximum time step allowed. The user can define the start time, the output timestep and the end of the numerical simulation. The water surface, the water depth, the flow velocity or the change in bed elevation are examples of specific output that can be defined inside the command file. The output is generally defined on the mesh elements except for the discharge, calculated at flow boundaries.

The command file `simulation.json` is coupled to the setup file stored inside the first container (`setup.h5`) in order to run the numerical simulation on a selected backend type. The results are stored as “`results.h5`” inside the second container.

4.3.2 Model backend

The backend type can be selected between central processor unit (CPU), graphics processor unit (GPU) or a combination of GPU and CPU. The CPU provides sequential or multi-threading (OpenMP) backends. GPU works only for the linux system operator. The backend types that support the numerical simulation are:

- `seq`: sequential execution on the CPU
- `omp`: multi-threading using OpenMP technology
- `cuda`: GPU
- `cudaC`: GPU with some kernels running sequentially on the CPU
- `cudaO`: GPU with some kernels running in parallel (OpenMP) on the CPU

All the backends execute the numerical simulations in double precision (default) and can be changed to single precision. For simulation running on CPU, the number of cores has to be given as argument.

4.4 Post-simulation

The post-simulation converts the simulation results stored in the second container (`results.h5`) into a defined output format. The name and the output format are specified inside the command file `results.json`. At the moment, only the `.xdmf` file type is available (Figure 4.1). The output `.xdmf` file can be modified by the user using the software ParaView to present the simulation results in a proper way.

A python script is available for extracting the stringdefs results (discharge) stored in the `results.h5` binary and converts them in a text format (`.csv`).

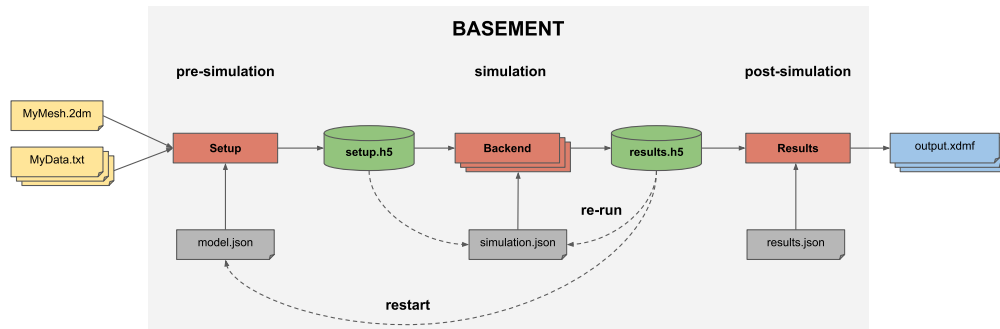


Figure 4.2 BASEMENT simulation workflow with restart and re-run processes

4.5 Re-run Simulation

The concept of rerun is to execute the same setup file (setup.h5) by fetching the initial conditions from the result file (results.h5) without parsing the command file model.json. It allows to continue a simulation from given results, thus obtaining a longer simulation without starting from the beginning. Other parameters can be modified like setting different output time step or adding/removing an output type. The rerun is activated by setting a start time larger than zero and the initial conditions are taken from the result file (results.h5) that should be copied inside the setup file.

4.6 Restart Simulation

Restarting a simulation (Figure 4.2) means to modify the parameters of the command file model.json, while fetching initial conditions from an existing result file (results.h5). It allows, for example to run two different simulations one after the other, e.g. by adding bed load transport after a purely hydraulic simulation that reached steady state.

The block containing the initial conditions (model.json) is set as continue and the existing result file name with the time at which the new simulation start is specified inside the command file. The command file simulation.json indicates the desired end of the simulation and the output time step without specifying the starting time.

Graphical User Interface (GUI)

5.1 Graphical user interface

5.1.1 General

The BASEMENT graphical user interface assists the user with model configuration, numerical simulation and result export. For this purpose, the application provides a convenient way to edit the JSON configuration files and to select and run the backend executables.

5.1.2 First steps

Once started, the BASEMENT user interface application displays the welcome screen (see Figure 5.1). Notice that all the tabs except for ‘BASEMENT’ are deactivated. The first and most important step when using the application is to select the scenario directory. This directory will contain all the configuration and output files that the application reads and writes. To select a scenario directory, click the button with the “Open” icon and select a folder using the folder selection dialog.

5.1.2.1 Scenario directory

A scenario directory can only be opened by a single instance of the application at a time. A temporary ‘scenario_directory.lock’ file is created in the scenario directory to enforce this constraint. This file signals that the directory is locked until the application is closed. If the scenario directory does not exist (this is checked regularly by the application) then an error icon is displayed in the scenario directory text field.

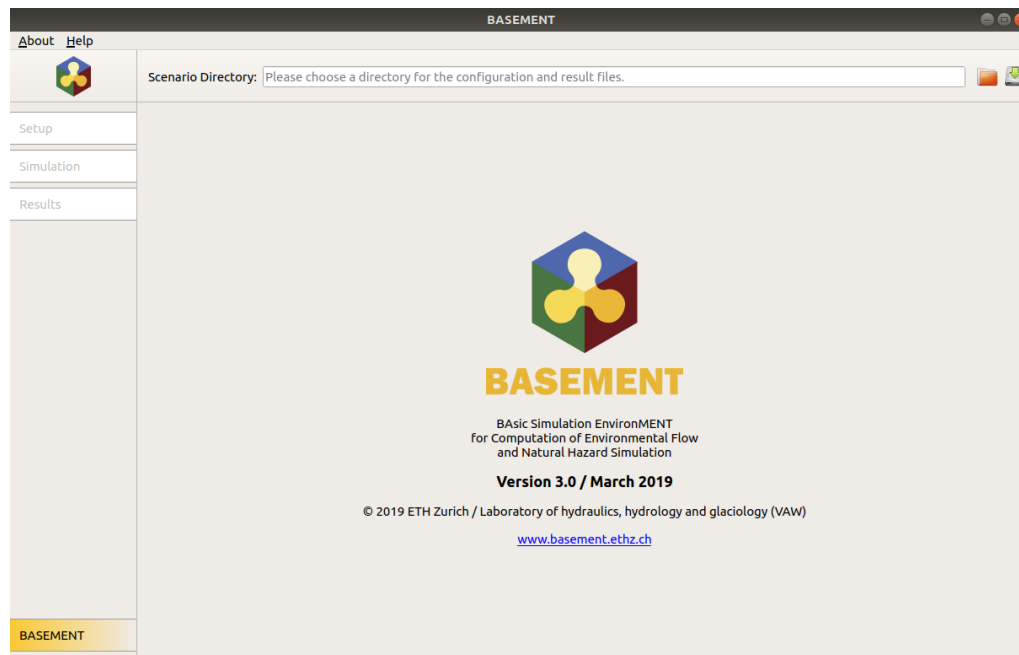


Figure 5.1 Welcome Screen

5.1.2.2 Load and save

The JSON configuration files stored in a directory are loaded when it is selected as a new scenario directory. All currently unsaved changes are discarded after the user accepts the corresponding warning. To save the three JSON configuration files for setup, simulation, and results into the current scenario directory click the button with the “Save” icon.

The tab ‘Setup’ is activated and selected as soon as a valid scenario directory has been chosen.

5.1.3 Setup

The setup screen (Figure 5.2) is designed for scenario parameter definition. The main part, the JSON editor, contains three columns: ‘Parameter’, ‘Value’, and ‘Validation’. The name of a JSON item (a parameter or a group of parameters) is displayed in the column ‘Parameter’, its value is displayed in the column ‘Value’ and the corresponding validation messages are shown in the ‘Validation’ column. Note that the button ‘Write’ is deactivated as long as the validation fails due to invalid parameters. Initially, only the item ‘Setup’ is present.

5.1.3.1 Adding and deleting items

To add a subitem to a parameter group (i.e. a JSON array or a JSON array), right-click on the item to open a context menu as shown in Figure 5.3. Select the item that you want to add for JSON objects or click the generic ‘Add item’ for JSON arrays. Once selected, the new subitem and all required sub-subitems are created automatically with default values (if available). Press Ctrl+Shift+A to expand all parameter groups quickly.

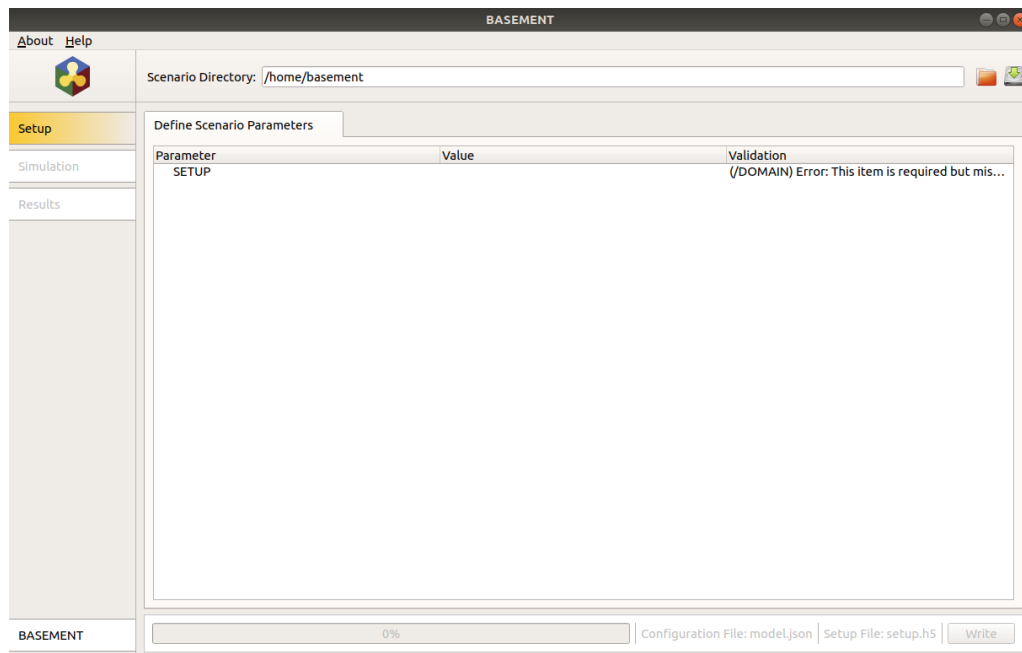


Figure 5.2 Setup Screen

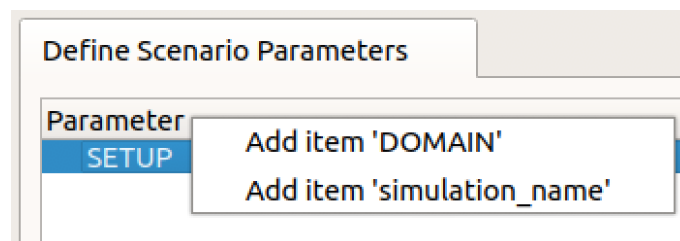


Figure 5.3 Adding JSON Items



Figure 5.4 File Name Editor

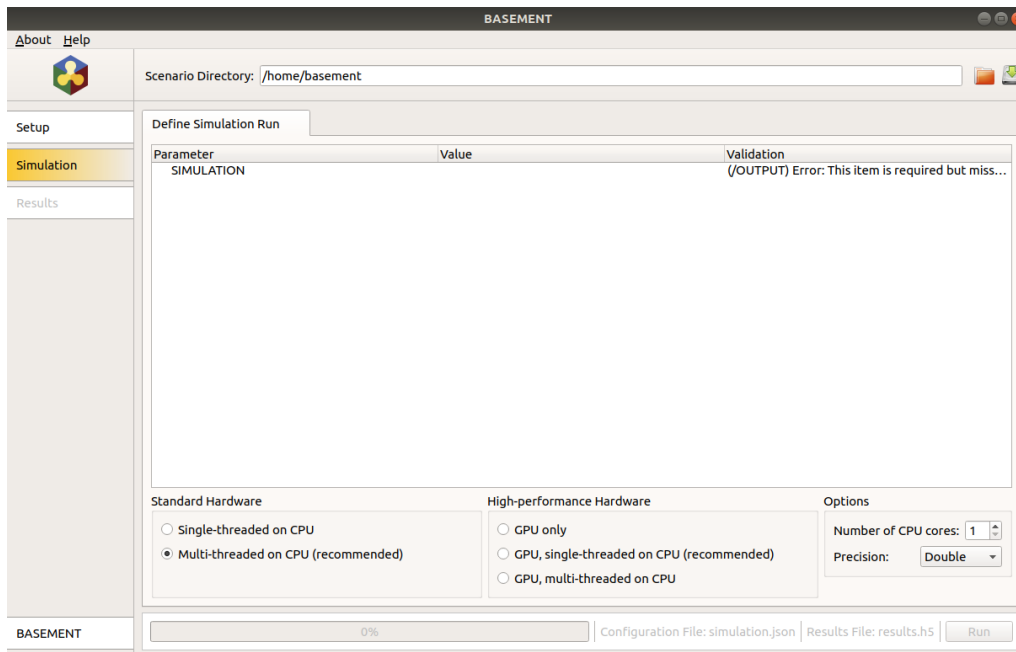


Figure 5.5 Simulation Screen

To delete a JSON item, use the context menu and select ‘Delete item’. Deleting parameter groups deletes the group and all contained items (after displaying a warning).

5.1.3.2 Help and parameter values

If you want to see the help for a parameter, mouse-over the parameter name and a tooltip with a parameter description appears. Double-clicking a parameter value opens a type-specific editor. In particular, you can click the “Open” icon to select a file for parameters that expect a file name (see Figure 5.4).

5.1.3.3 Run BASEMENT setup

Click the ‘Write’ button to write the JSON file and to run the setup executable in the background when you are done with configuring the scenario parameters (the names of the written files are displayed next to this button). A closable console tab is opened. This tab contains two views: ‘Console Output’ and ‘Error Output’. The first view contains information about the status from the running BASEMENT setup process. The second view, ‘Error Output’, contains error messages from this process. If everything went well, all the files are successfully written and the ‘Simulation’ tab is activated.

5.1.4 Simulation

The simulation screen (Figure 5.5) is enabled if the file ‘setup.h5’ exists in the scenario directory. Use this screen to edit and review the parameters required to run the numerical

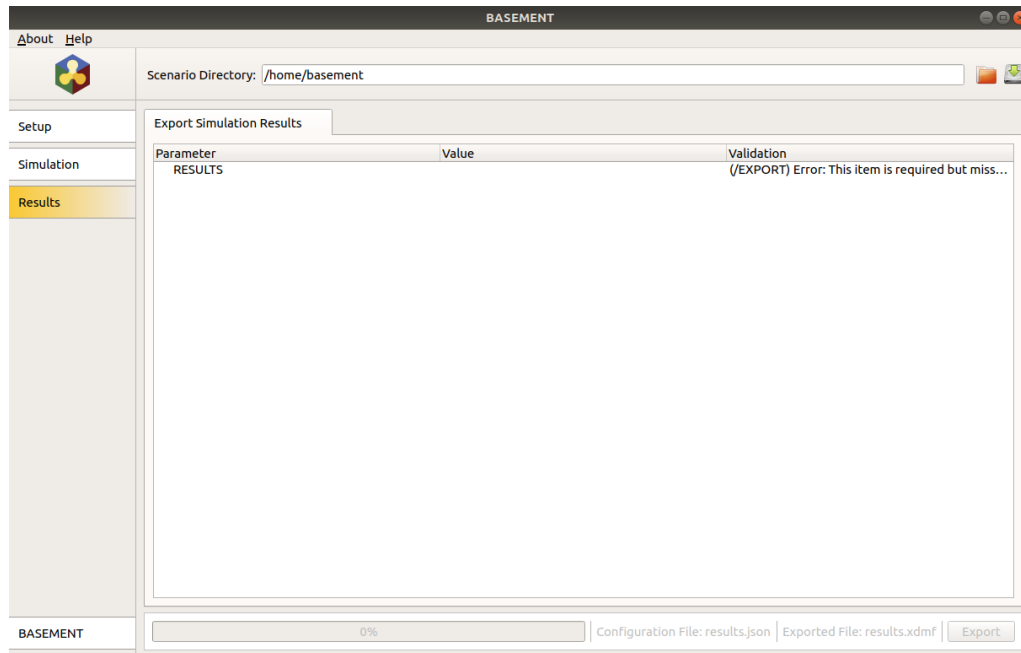


Figure 5.6 Results Screen

simulation. The JSON editor works just like the editor in ‘Setup’, but of course the available parameters are different and only the item ‘Simulation’ is present initially.

5.1.4.1 Selecting the simulation backend

The simulation screen also provides a way to select the simulation executable and command line flags: Choose the number of CPU cores that shall be used for the simulation, whether you want to compute on the GPU and the precision of the simulation using the controls on the lower end of the screen. Clearly, the number of CPU cores can only be set for multithreaded simulation backends.

5.1.4.2 Run simulation

When all the parameters are defined and valid, click the button ‘Run’ to launch the numerical simulation. Again, this will save the JSON configuration file and start the simulation backend in the background (the names of the files that are written are displayed next to the button). Track the progress of the simulation using the progress bar or click ‘Abort’ to abort. If everything went well, all the files are successfully written and the ‘Results’ tab is activated.

5.1.5 Results

The results tab (Figure 5.6) is enabled if the file ‘results.h5’ exists in the scenario directory. It can be used to define the export parameters. Again, the JSON editor works just like the editor in ‘Setup’. Initially, only the item ‘Results’ is present.

When all the parameters are defined and valid, click the button ‘Export’ to save the JSON configuration file and generate the output. If everything went well, the exported file (and an

auxiliary results file in the case of export to ‘xdmf’) is successfully written to the scenario directory and is available for post-processing.

6

Run the program

6.1 Running BASEMENT

6.1.1 Graphical user interface (GUI)

The installation and executing of the BASEMENT software is described in the part Setup and First Start of the “Introduction and Installation” of this manual. Further details concerning the GUI of BASEMENT are explained in Section [5.1](#).

6.1.2 Batch mode under Linux

Executing a simulation with BASEMENT normally opens the graphical user interface (GUI) and requires some input from the user, e.g. to select the model data and to confirm warnings generated by the program at the start and during run-time. But BASEMENT can optionally be started without any graphical interaction and without user input. This feature is especially useful if one or several models shall be run automatically via batch or script file. Be aware that executing in batch mode requires special attention, since significant warnings may be suppressed without being noticed! It is recommended to study the generated ‘log-file’ after the simulation to check the program output for warnings which may have been generated during run time.

Executing in batch mode can be specified at the program start of BASEMENT using command line arguments. The execution of BASEMENT is split in three steps, the setup, the simulation and the results having their own backend and parameters.

6.1.2.1 Setup

The setup parameters of the numerical model are defined in the json file (“model.json”). The setup is executed from the command prompt (console) using the following line:

```
$ ./BMv3_BASEplane_setup -f model.json -o mySim_run.h5
```

The arguments of the setup can be obtained in the command prompt (console) with the help flag ‘-h’. Table 6.1 shows the setup arguments.

```
$ ./BMv3_BASEplane_setup -h
```

Table 6.1 Command line flags and arguments for the setup

Setup flag	Definition and arguments
-h , -help	display help information
-g , -graph	plot the tree as graph
-p , -process	level of processing (int)
-a , -archive	restore the archive (string)
-n , -nthreads	number of threads (int)
-l , -log	level of debug messages (int)
-f , -file	(required) the configuration file name
-o , -output	(required) the output name (.h5)

6.1.2.2 Simulation

The execution of the simulation depends on the backend type. There are five different backend types that can be run with single precision by adding “_single” to the backend name.

Write the following lines to execute the simulation file (“simulation.json”) in batch mode using the command line on a sequential backend:

```
$ ./BMv3_BASEplane_seq -f simulation.json -r mySim_run.h5
  -o mySim_run_results.h5 -p
```

And using a single precision:

```
$ ./BMv3_BASEplane_seq_single -f simulation.json -r mySim_run.h5
  -o mySim_run_results.h5 -p
```

Please note: Using single precision can lead to less accurate results!

The available backends are listed below with all having the possibility of running on single precision:

```
$ ./BMv3_BASEplane_seq
```

```
$ ./BMv3_BASEplane_omp
```

```
$ ./BMv3_BASEplane_cuda
```

```
$ ./BMv3_BASEplane_cudaC
```

```
$ ./BMv3_BASEplane_cuda0
```


The backend “_omp” stands for parallel execution with OpenMP and the number of thread should be specified. The backend “_cuda” stands for GPU simulation. The backend “_cudaC” executes the simulation using a coupled GPU and sequential processor and finally “_cudaO” uses a coupled GPU and parallel processor.

The command line arguments of the simulation are shown in Table 6.2.

Table 6.2 *Command line flags and arguments for the simulation*

Setup flag	Definition and arguments
-h , -help	display help information
-p , -progress	print simulation progress
-r , -runfile	(required) h5 file name with model definition
-a , -archive	restore the archive (string)
-n , -nthreads	number of threads (int)
-l , -log	level of debug messages (int)
-f , -file	(required) the configuration file name
-o , -output	(required) the output name (.h5)

6.1.2.3 Results

The last backend converts the simulation results in output, therefore, the result file (“results.json”) is executed as follow:

```
$ ./BMv3_BASEplane_results -f results.json -r mySim_run_results.h5
-o mySim_output
```

The command line arguments for the output generation are listed in Table 6.3

Table 6.3 *Command line flags and arguments for the results*

Setup flag	Definition and arguments
-r , -results	(required) h5 file name with simulation results
-a , -archive	restore the archive (string)
-n , -nthreads	number of threads (int)
-l , -log	level of debug messages (int)
-f , -file	(required) the configuration file name
-o , -output	(required) the output name

The command line argument can be supported in any order.

Note that the ‘xdmf’ output file format contains a reference to the simulation results instead of copying the data. Also, an auxiliary results file (named ‘output_aux.h5’ if the output name is ‘output’) is generated when exporting this file format. This has the advantage of using less storage space, but it also means that the three files (i.e. the simulation results file, the auxiliary results file, and the generated output file) are required to display the results. When opening such an output file, the file with the simulation results will be read from the path specified using the ‘-results’ command line parameter. Therefore provide a relative path to the simulation results file if you want to be able to move these files to

different locations together.

Of particular interest is the possibility to run BASEMENT in the batch mode without the GUI to be started. Under Linux this can be done with a shell script. In a shell script, the three steps as well as several simulations can be run consecutively (for example over the weekend). To generate a shell script just create an empty text file and replace the ending ‘.txt’ by ‘.sh’. In this file several command lines can be defined as for example:

```
# Project 1
./BMv3_BASEplane_setup -f /home/MyUser/Project_1/model.json
-o /home/MyUser/Project_1/mySim_run.h5

./BMv3_BASEplane_seq -f /home/MyUser/Project_1/simulation.json
-r /home/MyUser/Project_1/mySim_run.h5
-o /home/MyUser/Project_1/mySim_run_results.h5

./BMv3_BASEplane_results -f /home/MyUser/Project_1/results.json
-r /home/MyUser/Project_1/mySim_run_results.h5
-o /home/MyUser/Project_1/mySim_output

# Project 2
./BMv3_BASEplane_setup -f /home/MyUser/Project_2/model.json
-o /home/MyUser/Project_2/mySim_run.h5

./BMv3_BASEplane_cuda -f /home/MyUser/Project_2/simulation.json
-r /home/MyUser/Project_2/mySim_run.h5
-o /home/MyUser/Project_2/mySim_run_results.h5

./BMv3_BASEplane_results -f /home/MyUser/Project_2/results.json
-r /home/MyUser/Project_2/mySim_run_results.h5
-o /home/MyUser/Project_2/mySim_output
```

To make the shell script executable open to console in the same directory of the shell script and run

```
chmod +x myShellScript.sh
```

Then run the shell script in the console with

```
./myShellScript.sh
```

6.1.3 Batch mode under Windows

Running BASEMENT 3.x in with a graphical user interface under Microsoft Windows can be done with the same work flow as described in Section 6.1.2. The syntax of the PowerShell is slightly different from that of the console. Further, the different backends of the BASEMENT software package have to be called with the full path of the installation folder. Note: Folder paths with whitespaces must be written in quotation marks (“”).

For example in the case you installed BASEMENT 3.x in under the path “C:\Program Files (x86)\BASEMENTv3.0” and your simulation scenario is stored on drive “F:\” in the folder “Project_1”, then you should run the simulation with the following three commands:

```
C:\Program Files (x86)\BASEMENT3.0\bin\BMv3_BASEplane_setup.exe
-f F:\Project_1\model.json
-o F:\Project_1\mySim_run.h5

C:\Program Files (x86)\BASEMENT3.0\bin\BMv3_BASEplane_seq.exe
-f F:\Project_1\simulation.json
-r F:\Project_1\mySim_run.h5
-o F:\Project_1\mySim_run_results.h5 -p

C:\Program Files (x86)\BASEMENT3.0\bin\BMv3_BASEplane_results.exe
-f F:\Project_1\results.json
-r F:\Project_1\mySim_run_results.h5
-o F:\Project_1\mySim_output
```

Of particular interest is the possibility to run BASEMENT in the batch mode without the GUI to be started. Under Microsoft Windows this can be done with a batch file. In a batch file, the three steps of the simulation workflow as well as several simulations can be run consecutively (for example over the weekend). To generate a batch file just create an empty text file and replace the ending ‘.txt’ by ‘.bat’. In this file several command lines can be defined as for example:

```
"C:\Program Files (x86)\BASEMENT3.0\bin\BMv3_BASEplane_setup.exe
-f F:\Project_1\model.json
-o F:\Project_1\mySim_run.h5

"C:\Program Files (x86)\BASEMENT3.0\bin\BMv3_BASEplane_seq.exe
-f F:\Project_1\simulation.json
-r F:\Project_1\mySim_run.h5
-o F:\Project_1\mySim_run_results.h5 -p

"C:\Program Files (x86)\BASEMENT3.0\bin\BMv3_BASEplane_results.exe
-f F:\Project_1\results.json
-r F:\Project_1\mySim_run_results.h5
-o F:\Project_1\mySim_output

"C:\Program Files (x86)\BASEMENT3.0\bin\BMv3_BASEplane_setup.exe
-f F:\Project_2\model.json
-o F:\Project_2\mySim_run.h5

"C:\Program Files (x86)\BASEMENT3.0\bin\BMv3_BASEplane_omp.exe
-f F:\Project_2\simulation.json
-r F:\Project_2\mySim_run.h5
-o F:\Project_2\mySim_run_results.h5 -p -n 6
```

```
"C:\Program Files (x86)\BASEMENT3.0\bin\BMv3_BASEplane_results.exe  
-f F:\Project_2\results.json  
-r F:\Project_2\mySim_run_results.h5  
-o F:\Project_2\mySim_output
```

Then run the batch file by double clicking on it.

References

Shewchuk, J.R. (1996). Triangle: Engineering a 2D Quality Mesh Generator and Delaunay Triangulator. *Applied computational geometry: Towards geometric engineering, Lecture notes in computer science*, Lin, M.C. and Manocha, D. eds., No. 1148: 203–222. Springer-Verlag,

**BASIC SIMULATION ENVIRONMENT
FOR SIMULATION OF ENVIRONMENTAL FLOW
AND NATURAL HAZRAD SIMULATION**

APPENDIX

**VERSION 3.0
September 2019**



Third Party Software

1.1 Third party software copyright notices

Abseil

Copyright Google Inc.

License: Apache 2.0

glibc-queue

Copyright (C) 1991-2015 Free Software Foundation, Inc.

The GNU C Library is free software; you can redistribute it and/or modify it under the terms of the GNU Lesser General Public License as published by the Free Software Foundation; either version 2.1 of the License, or (at your option) any later version.

The GNU C Library is distributed in the hope that it will be useful, but WITHOUT ANY WARRANTY; without even the implied warranty of MERCHANTABILITY or FITNESS FOR A PARTICULAR PURPOSE. See the GNU Lesser General Public License for more details.

You should have received a copy of the GNU Lesser General Public License along with the GNU C Library; if not, write to the Free Software Foundation, Inc., 51 Franklin St, Fifth Floor, Boston, MA 02110-1301 USA

* All code incorporated from 4.4 BSD is distributed under the following license:

Copyright (C) 1991 Regents of the University of California.
All rights reserved.

Redistribution and use in source and binary forms, with or without modification, are permitted provided that the following conditions are met:

1. Redistributions of source code must retain the above copyright notice, this list of conditions and the following disclaimer.
2. Redistributions in binary form must reproduce the above copyright notice, this list of conditions and the following disclaimer in the

documentation and/or other materials provided with the distribution.

3. [This condition was removed.]
4. Neither the name of the University nor the names of its contributors may be used to endorse or promote products derived from this software without specific prior written permission.

THIS SOFTWARE IS PROVIDED BY THE REGENTS AND CONTRIBUTORS ``AS IS'' AND ANY EXPRESS OR IMPLIED WARRANTIES, INCLUDING, BUT NOT LIMITED TO, THE IMPLIED WARRANTIES OF MERCHANTABILITY AND FITNESS FOR A PARTICULAR PURPOSE ARE DISCLAIMED. IN NO EVENT SHALL THE REGENTS OR CONTRIBUTORS BE LIABLE FOR ANY DIRECT, INDIRECT, INCIDENTAL, SPECIAL, EXEMPLARY, OR CONSEQUENTIAL DAMAGES (INCLUDING, BUT NOT LIMITED TO, PROCUREMENT OF SUBSTITUTE GOODS OR SERVICES; LOSS OF USE, DATA, OR PROFITS; OR BUSINESS INTERRUPTION) HOWEVER CAUSED AND ON ANY THEORY OF LIABILITY, WHETHER IN CONTRACT, STRICT LIABILITY, OR TORT (INCLUDING NEGLIGENCE OR OTHERWISE) ARISING IN ANY WAY OUT OF THE USE OF THIS SOFTWARE, EVEN IF ADVISED OF THE POSSIBILITY OF SUCH DAMAGE.

Google Test

Copyright 2008, Google Inc.

All rights reserved.

License: BSD 2.0

HDF5

HDF5 (Hierarchical Data Format 5) Software Library and Utilities
Copyright (c) 2006-2018, The HDF Group.

NCSA HDF5 (Hierarchical Data Format 5) Software Library and Utilities
Copyright (c) 1998-2006, The Board of Trustees of the University of Illinois.

All rights reserved.

Redistribution and use in source and binary forms, with or without modification, are permitted for any purpose (including commercial purposes) provided that the following conditions are met:

1. Redistributions of source code must retain the above copyright notice, this list of conditions, and the following disclaimer.
2. Redistributions in binary form must reproduce the above copyright notice, this list of conditions, and the following disclaimer in the documentation and/or materials provided with the distribution.
3. Neither the name of The HDF Group, the name of the University, nor the name of any Contributor may be used to endorse or promote products derived from this software without specific prior written permission from The HDF Group, the University, or the Contributor, respectively.

DISCLAIMER:

THIS SOFTWARE IS PROVIDED BY THE HDF GROUP AND THE CONTRIBUTORS "AS IS" WITH NO WARRANTY OF ANY KIND, EITHER EXPRESSED OR IMPLIED. IN NO EVENT SHALL THE HDF GROUP OR THE CONTRIBUTORS BE LIABLE FOR ANY DAMAGES SUFFERED BY THE USERS ARISING OUT OF THE USE OF THIS SOFTWARE, EVEN IF ADVISED OF THE POSSIBILITY OF SUCH DAMAGE.

You are under no obligation whatsoever to provide any bug fixes, patches, or upgrades to the features, functionality or performance of the source code ("Enhancements") to anyone; however, if you choose to make your Enhancements available either publicly, or directly to The HDF Group, without imposing a separate written license agreement for such Enhancements, then you hereby grant the following license: a non-exclusive, royalty-free perpetual license to install, use, modify, prepare derivative works, incorporate into other computer software, distribute, and sublicense such enhancements or derivative works thereof, in binary and source code form.

Limited portions of HDF5 were developed by Lawrence Berkeley National Laboratory (LBNL). LBNL's Copyright Notice and Licensing Terms can be found here: COPYING_LBNL_HDF5 file in this directory or at http://support.hdfgroup.org/ftp/HDF5/releases/COPYING_LBNL_HDF5.

Contributors: National Center for Supercomputing Applications (NCSA) at the University of Illinois, Fortner Software, Unidata Program Center (netCDF), The Independent JPEG Group (JPEG), Jean-loup Gailly and Mark Adler (gzip), and Digital Equipment Corporation (DEC).

Portions of HDF5 were developed with support from the Lawrence Berkeley National Laboratory (LBNL) and the United States Department of Energy under Prime Contract No. DE-AC02-05CH11231.

Portions of HDF5 were developed with support from the University of California, Lawrence Livermore National Laboratory (UC LLNL). The following statement applies to those portions of the product and must be retained in any redistribution of source code, binaries, documentation, and/or accompanying materials:

This work was partially produced at the University of California, Lawrence Livermore National Laboratory (UC LLNL) under contract no. W-7405-ENG-48 (Contract 48) between the U.S. Department of Energy (DOE) and The Regents of the University of California (University) for the operation of UC LLNL.

DISCLAIMER:

This work was prepared as an account of work sponsored by an agency of the United States Government. Neither the United States Government nor the University of California nor any of their employees, makes any warranty, express or implied, or assumes any liability or responsibility for the accuracy, completeness, or usefulness of any information, apparatus, product, or process disclosed, or represents that its use would not infringe privately- owned rights. Reference herein to any specific commercial products, process, or service by trade name, trademark, manufacturer, or otherwise, does not necessarily constitute or imply its endorsement, recommendation, or favoring by the United States Government or the University of California. The views and opinions of authors expressed herein do not necessarily state or reflect those of the United States Government or the University of California, and shall not be used for advertising or product endorsement purposes.

HDF5 is available with the SZIP compression library but SZIP is not part of HDF5 and has separate copyright and license terms. See SZIP Compression in HDF Products (www.hdfgroup.org/doc_resource/SZIP/) for further details.

HighFive

License: BSL 1.0

JSON for Modern C++

Copyright (c) 2013-2018 Niels Lohmann

License: MIT

libgcc, libstdc++, libgomp

Copyright (C) 1986, 1987, 1988, 1989, 1990, 1991, 1992, 1993, 1994, 1995, 1996, 1997, 1998, 1999, 2000, 2001, 2002, 2003, 2004, 2005, 2006, 2007, 2008, 2009, 2010, 2011, 2012, 2013, 2014 Free Software Foundation, Inc.

License: GPLv3 with GCC Runtime Library Exception 3.1

mingw-w64-winpthreads

Copyright (c) 2011 mingw-w64 project

Permission is hereby granted, free of charge, to any person obtaining a copy of this software and associated documentation files (the "Software"), to deal in the Software without restriction, including without limitation the rights to use, copy, modify, merge, publish, distribute, sublicense, and/or sell copies of the Software, and to permit persons to whom the Software is furnished to do so, subject to the following conditions:

The above copyright notice and this permission notice shall be included in all copies or substantial portions of the Software.

THE SOFTWARE IS PROVIDED "AS IS", WITHOUT WARRANTY OF ANY KIND, EXPRESS OR IMPLIED, INCLUDING BUT NOT LIMITED TO THE WARRANTIES OF MERCHANTABILITY, FITNESS FOR A PARTICULAR PURPOSE AND NONINFRINGEMENT. IN NO EVENT SHALL THE AUTHORS OR COPYRIGHT HOLDERS BE LIABLE FOR ANY CLAIM, DAMAGES OR OTHER LIABILITY, WHETHER IN AN ACTION OF CONTRACT, TORT OR OTHERWISE, ARISING FROM, OUT OF OR IN CONNECTION WITH THE SOFTWARE OR THE USE OR OTHER DEALINGS IN THE SOFTWARE.

```
/*
 * Parts of this library are derived by:
 *
 * Posix Threads library for Microsoft Windows
 *
 * Use at own risk, there is no implied warranty to this code.
 * It uses undocumented features of Microsoft Windows that can change
 * at any time in the future.
 *
 * (C) 2010 Lockless Inc.
 * All rights reserved.
 *
 * Redistribution and use in source and binary forms, with or without modification,
 * are permitted provided that the following conditions are met:
 *
 * * Redistributions of source code must retain the above copyright notice,
 *   this list of conditions and the following disclaimer.
 * * Redistributions in binary form must reproduce the above copyright notice,
 *   this list of conditions and the following disclaimer in the documentation
 *   and/or other materials provided with the distribution.
 * * Neither the name of Lockless Inc. nor the names of its contributors may be
 *   used to endorse or promote products derived from this software without
 *   specific prior written permission.
 *
 * THIS SOFTWARE IS PROVIDED BY THE COPYRIGHT HOLDERS AND CONTRIBUTORS "AS IS" AN
 * ANY EXPRESS OR IMPLIED WARRANTIES, INCLUDING, BUT NOT LIMITED TO, THE IMPLIED
 * WARRANTIES OF MERCHANTABILITY AND FITNESS FOR A PARTICULAR PURPOSE ARE DISCLAIMED.
 * IN NO EVENT SHALL THE COPYRIGHT HOLDER OR CONTRIBUTORS BE LIABLE FOR ANY DIRECT,
 * INDIRECT, INCIDENTAL, SPECIAL, EXEMPLARY, OR CONSEQUENTIAL DAMAGES (INCLUDING,
 * BUT NOT LIMITED TO, PROCUREMENT OF SUBSTITUTE GOODS OR SERVICES; LOSS OF USE,
 * DATA, OR PROFITS; OR BUSINESS INTERRUPTION) HOWEVER CAUSED AND ON ANY THEORY OF
 * LIABILITY, WHETHER IN CONTRACT, STRICT LIABILITY, OR TORT (INCLUDING NEGLIGENCE
 * OR OTHERWISE) ARISING IN ANY WAY OUT OF THE USE OF THIS SOFTWARE, EVEN IF ADVISED
 * OF THE POSSIBILITY OF SUCH DAMAGE.
*/
```

OP2

Copyright (c) 2011, Gihan Mudalige, Istvan Reguly, Mike Giles, and others.
Please see the AUTHORS file in the main source directory for details.
All rights reserved.

License: BSD 2.0

OpenMesh

Copyright (c) 2001-2015, RWTH-Aachen University

Department of Computer Graphics and Multimedia

All rights reserved.

www.openmesh.org

License: BSD 2.0

Qt

Copyright (C) 2018 The Qt Company Ltd and other contributors

License: LGPL 3.0

SimpleXdmf

Copyright (c) 2017 hsimyu

License: MIT

TCLAP

Copyright (c) 2003 Michael E. Smoot

License: MIT

1.2 Third party software licenses

LGPL 3.0

GNU LESSER GENERAL PUBLIC LICENSE
Version 3, 29 June 2007

Copyright (C) 2007 Free Software Foundation, Inc. <<https://fsf.org/>>
Everyone is permitted to copy and distribute verbatim copies
of this license document, but changing it is not allowed.

This version of the GNU Lesser General Public License incorporates
the terms and conditions of version 3 of the GNU General Public
License, supplemented by the additional permissions listed below.

0. Additional Definitions.

As used herein, "this License" refers to version 3 of the GNU Lesser
General Public License, and the "GNU GPL" refers to version 3 of the GNU
General Public License.

"The Library" refers to a covered work governed by this License,
other than an Application or a Combined Work as defined below.

An "Application" is any work that makes use of an interface provided
by the Library, but which is not otherwise based on the Library.
Defining a subclass of a class defined by the Library is deemed a mode
of using an interface provided by the Library.

A "Combined Work" is a work produced by combining or linking an
Application with the Library. The particular version of the Library
with which the Combined Work was made is also called the "Linked
Version".

The "Minimal Corresponding Source" for a Combined Work means the Corresponding Source for the Combined Work, excluding any source code for portions of the Combined Work that, considered in isolation, are based on the Application, and not on the Linked Version.

The "Corresponding Application Code" for a Combined Work means the object code and/or source code for the Application, including any data and utility programs needed for reproducing the Combined Work from the Application, but excluding the System Libraries of the Combined Work.

1. Exception to Section 3 of the GNU GPL.

You may convey a covered work under sections 3 and 4 of this License without being bound by section 3 of the GNU GPL.

2. Conveying Modified Versions.

If you modify a copy of the Library, and, in your modifications, a facility refers to a function or data to be supplied by an Application that uses the facility (other than as an argument passed when the facility is invoked), then you may convey a copy of the modified version:

- a) under this License, provided that you make a good faith effort to ensure that, in the event an Application does not supply the function or data, the facility still operates, and performs whatever part of its purpose remains meaningful, or
- b) under the GNU GPL, with none of the additional permissions of this License applicable to that copy.

3. Object Code Incorporating Material from Library Header Files.

The object code form of an Application may incorporate material from a header file that is part of the Library. You may convey such object code under terms of your choice, provided that, if the incorporated material is not limited to numerical parameters, data structure layouts and accessors, or small macros, inline functions and templates (ten or fewer lines in length), you do both of the following:

- a) Give prominent notice with each copy of the object code that the Library is used in it and that the Library and its use are covered by this License.
- b) Accompany the object code with a copy of the GNU GPL and this license document.

4. Combined Works.

You may convey a Combined Work under terms of your choice that, taken together, effectively do not restrict modification of the portions of the Library contained in the Combined Work and reverse engineering for debugging such modifications, if you also do each of the following:

- a) Give prominent notice with each copy of the Combined Work that the Library is used in it and that the Library and its use are covered by this License.
- b) Accompany the Combined Work with a copy of the GNU GPL and this license document.
- c) For a Combined Work that displays copyright notices during execution, include the copyright notice for the Library among these notices, as well as a reference directing the user to the copies of the GNU GPL and this license document.
- d) Do one of the following:

0) Convey the Minimal Corresponding Source under the terms of this License, and the Corresponding Application Code in a form suitable for, and under terms that permit, the user to recombine or relink the Application with a modified version of the Linked Version to produce a modified Combined Work, in the manner specified by section 6 of the GNU GPL for conveying Corresponding Source.

1) Use a suitable shared library mechanism for linking with the Library. A suitable mechanism is one that (a) uses at run time a copy of the Library already present on the user's computer system, and (b) will operate properly with a modified version of the Library that is interface-compatible with the Linked Version.

e) Provide Installation Information, but only if you would otherwise be required to provide such information under section 6 of the GNU GPL, and only to the extent that such information is necessary to install and execute a modified version of the Combined Work produced by recombining or relinking the Application with a modified version of the Linked Version. (If you use option 4d0, the Installation Information must accompany the Minimal Corresponding Source and Corresponding Application Code. If you use option 4d1, you must provide the Installation Information in the manner specified by section 6 of the GNU GPL for conveying Corresponding Source.)

5. Combined Libraries.

You may place library facilities that are a work based on the Library side by side in a single library together with other library facilities that are not Applications and are not covered by this License, and convey such a combined library under terms of your choice, if you do both of the following:

- a) Accompany the combined library with a copy of the same work based on the Library, uncombined with any other library facilities, conveyed under the terms of this License.
- b) Give prominent notice with the combined library that part of it is a work based on the Library, and explaining where to find the accompanying uncombined form of the same work.

6. Revised Versions of the GNU Lesser General Public License.

The Free Software Foundation may publish revised and/or new versions of the GNU Lesser General Public License from time to time. Such new versions will be similar in spirit to the present version, but may differ in detail to address new problems or concerns.

Each version is given a distinguishing version number. If the Library as you received it specifies that a certain numbered version of the GNU Lesser General Public License "or any later version" applies to it, you have the option of following the terms and conditions either of that published version or of any later version published by the Free Software Foundation. If the Library as you received it does not specify a version number of the GNU Lesser General Public License, you may choose any version of the GNU Lesser General Public License ever published by the Free Software Foundation.

If the Library as you received it specifies that a proxy can decide whether future versions of the GNU Lesser General Public License shall apply, that proxy's public statement of acceptance of any version is permanent authorization for you to choose that version for the Library.

GPL 3.0

GNU GENERAL PUBLIC LICENSE

Version 3, 29 June 2007

Copyright (C) 2007 Free Software Foundation, Inc. <<https://fsf.org/>>
Everyone is permitted to copy and distribute verbatim copies
of this license document, but changing it is not allowed.

Preamble

The GNU General Public License is a free, copyleft license for
software and other kinds of works.

The licenses for most software and other practical works are designed
to take away your freedom to share and change the works. By contrast,
the GNU General Public License is intended to guarantee your freedom to
share and change all versions of a program--to make sure it remains free
software for all its users. We, the Free Software Foundation, use the
GNU General Public License for most of our software; it applies also to
any other work released this way by its authors. You can apply it to
your programs, too.

When we speak of free software, we are referring to freedom, not
price. Our General Public Licenses are designed to make sure that you
have the freedom to distribute copies of free software (and charge for
them if you wish), that you receive source code or can get it if you
want it, that you can change the software or use pieces of it in new
free programs, and that you know you can do these things.

To protect your rights, we need to prevent others from denying you
these rights or asking you to surrender the rights. Therefore, you have
certain responsibilities if you distribute copies of the software, or if
you modify it: responsibilities to respect the freedom of others.

For example, if you distribute copies of such a program, whether
gratis or for a fee, you must pass on to the recipients the same
freedoms that you received. You must make sure that they, too, receive
or can get the source code. And you must show them these terms so they
know their rights.

Developers that use the GNU GPL protect your rights with two steps:
(1) assert copyright on the software, and (2) offer you this License
giving you legal permission to copy, distribute and/or modify it.

For the developers' and authors' protection, the GPL clearly explains
that there is no warranty for this free software. For both users' and
authors' sake, the GPL requires that modified versions be marked as
changed, so that their problems will not be attributed erroneously to
authors of previous versions.

Some devices are designed to deny users access to install or run
modified versions of the software inside them, although the manufacturer
can do so. This is fundamentally incompatible with the aim of
protecting users' freedom to change the software. The systematic
pattern of such abuse occurs in the area of products for individuals to
use, which is precisely where it is most unacceptable. Therefore, we
have designed this version of the GPL to prohibit the practice for those
products. If such problems arise substantially in other domains, we
stand ready to extend this provision to those domains in future versions
of the GPL, as needed to protect the freedom of users.

Finally, every program is threatened constantly by software patents.
States should not allow patents to restrict development and use of
software on general-purpose computers, but in those that do, we wish to
avoid the special danger that patents applied to a free program could
make it effectively proprietary. To prevent this, the GPL assures that
patents cannot be used to render the program non-free.

The precise terms and conditions for copying, distribution and
modification follow.

TERMS AND CONDITIONS

0. Definitions.

"This License" refers to version 3 of the GNU General Public License.

"Copyright" also means copyright-like laws that apply to other kinds of works, such as semiconductor masks.

"The Program" refers to any copyrightable work licensed under this License. Each licensee is addressed as "you". "Licensees" and "recipients" may be individuals or organizations.

To "modify" a work means to copy from or adapt all or part of the work in a fashion requiring copyright permission, other than the making of an exact copy. The resulting work is called a "modified version" of the earlier work or a work "based on" the earlier work.

A "covered work" means either the unmodified Program or a work based on the Program.

To "propagate" a work means to do anything with it that, without permission, would make you directly or secondarily liable for infringement under applicable copyright law, except executing it on a computer or modifying a private copy. Propagation includes copying, distribution (with or without modification), making available to the public, and in some countries other activities as well.

To "convey" a work means any kind of propagation that enables other parties to make or receive copies. Mere interaction with a user through a computer network, with no transfer of a copy, is not conveying.

An interactive user interface displays "Appropriate Legal Notices" to the extent that it includes a convenient and prominently visible feature that (1) displays an appropriate copyright notice, and (2) tells the user that there is no warranty for the work (except to the extent that warranties are provided), that licensees may convey the work under this License, and how to view a copy of this License. If the interface presents a list of user commands or options, such as a menu, a prominent item in the list meets this criterion.

1. Source Code.

The "source code" for a work means the preferred form of the work for making modifications to it. "Object code" means any non-source form of a work.

A "Standard Interface" means an interface that either is an official standard defined by a recognized standards body, or, in the case of interfaces specified for a particular programming language, one that is widely used among developers working in that language.

The "System Libraries" of an executable work include anything, other than the work as a whole, that (a) is included in the normal form of packaging a Major Component, but which is not part of that Major Component, and (b) serves only to enable use of the work with that Major Component, or to implement a Standard Interface for which an implementation is available to the public in source code form. A "Major Component", in this context, means a major essential component (kernel, window system, and so on) of the specific operating system (if any) on which the executable work runs, or a compiler used to produce the work, or an object code interpreter used to run it.

The "Corresponding Source" for a work in object code form means all the source code needed to generate, install, and (for an executable work) run the object code and to modify the work, including scripts to control those activities. However, it does not include the work's System Libraries, or general-purpose tools or generally available free programs which are used unmodified in performing those activities but which are not part of the work. For example, Corresponding Source includes interface definition files associated with source files for

the work, and the source code for shared libraries and dynamically linked subprograms that the work is specifically designed to require, such as by intimate data communication or control flow between those subprograms and other parts of the work.

The Corresponding Source need not include anything that users can regenerate automatically from other parts of the Corresponding Source.

The Corresponding Source for a work in source code form is that same work.

2. Basic Permissions.

All rights granted under this License are granted for the term of copyright on the Program, and are irrevocable provided the stated conditions are met. This License explicitly affirms your unlimited permission to run the unmodified Program. The output from running a covered work is covered by this License only if the output, given its content, constitutes a covered work. This License acknowledges your rights of fair use or other equivalent, as provided by copyright law.

You may make, run and propagate covered works that you do not convey, without conditions so long as your license otherwise remains in force. You may convey covered works to others for the sole purpose of having them make modifications exclusively for you, or provide you with facilities for running those works, provided that you comply with the terms of this License in conveying all material for which you do not control copyright. Those thus making or running the covered works for you must do so exclusively on your behalf, under your direction and control, on terms that prohibit them from making any copies of your copyrighted material outside their relationship with you.

Conveying under any other circumstances is permitted solely under the conditions stated below. Sublicensing is not allowed; section 10 makes it unnecessary.

3. Protecting Users' Legal Rights From Anti-Circumvention Law.

No covered work shall be deemed part of an effective technological measure under any applicable law fulfilling obligations under article 11 of the WIPO copyright treaty adopted on 20 December 1996, or similar laws prohibiting or restricting circumvention of such measures.

When you convey a covered work, you waive any legal power to forbid circumvention of technological measures to the extent such circumvention is effected by exercising rights under this License with respect to the covered work, and you disclaim any intention to limit operation or modification of the work as a means of enforcing, against the work's users, your or third parties' legal rights to forbid circumvention of technological measures.

4. Conveying Verbatim Copies.

You may convey verbatim copies of the Program's source code as you receive it, in any medium, provided that you conspicuously and appropriately publish on each copy an appropriate copyright notice; keep intact all notices stating that this License and any non-permissive terms added in accord with section 7 apply to the code; keep intact all notices of the absence of any warranty; and give all recipients a copy of this License along with the Program.

You may charge any price or no price for each copy that you convey, and you may offer support or warranty protection for a fee.

5. Conveying Modified Source Versions.

You may convey a work based on the Program, or the modifications to produce it from the Program, in the form of source code under the

terms of section 4, provided that you also meet all of these conditions:

- a) The work must carry prominent notices stating that you modified it, and giving a relevant date.
- b) The work must carry prominent notices stating that it is released under this License and any conditions added under section 7. This requirement modifies the requirement in section 4 to "keep intact all notices".
- c) You must license the entire work, as a whole, under this License to anyone who comes into possession of a copy. This License will therefore apply, along with any applicable section 7 additional terms, to the whole of the work, and all its parts, regardless of how they are packaged. This License gives no permission to license the work in any other way, but it does not invalidate such permission if you have separately received it.
- d) If the work has interactive user interfaces, each must display Appropriate Legal Notices; however, if the Program has interactive interfaces that do not display Appropriate Legal Notices, your work need not make them do so.

A compilation of a covered work with other separate and independent works, which are not by their nature extensions of the covered work, and which are not combined with it such as to form a larger program, in or on a volume of a storage or distribution medium, is called an "aggregate" if the compilation and its resulting copyright are not used to limit the access or legal rights of the compilation's users beyond what the individual works permit. Inclusion of a covered work in an aggregate does not cause this License to apply to the other parts of the aggregate.

6. Conveying Non-Source Forms.

You may convey a covered work in object code form under the terms of sections 4 and 5, provided that you also convey the machine-readable Corresponding Source under the terms of this License, in one of these ways:

- a) Convey the object code in, or embodied in, a physical product (including a physical distribution medium), accompanied by the Corresponding Source fixed on a durable physical medium customarily used for software interchange.
- b) Convey the object code in, or embodied in, a physical product (including a physical distribution medium), accompanied by a written offer, valid for at least three years and valid for as long as you offer spare parts or customer support for that product model, to give anyone who possesses the object code either (1) a copy of the Corresponding Source for all the software in the product that is covered by this License, on a durable physical medium customarily used for software interchange, for a price no more than your reasonable cost of physically performing this conveying of source, or (2) access to copy the Corresponding Source from a network server at no charge.
- c) Convey individual copies of the object code with a copy of the written offer to provide the Corresponding Source. This alternative is allowed only occasionally and noncommercially, and only if you received the object code with such an offer, in accord with subsection 6b.
- d) Convey the object code by offering access from a designated place (gratis or for a charge), and offer equivalent access to the Corresponding Source in the same way through the same place at no further charge. You need not require recipients to copy the Corresponding Source along with the object code. If the place to copy the object code is a network server, the Corresponding Source may be on a different server (operated by you or a third party)

that supports equivalent copying facilities, provided you maintain clear directions next to the object code saying where to find the Corresponding Source. Regardless of what server hosts the Corresponding Source, you remain obligated to ensure that it is available for as long as needed to satisfy these requirements.

e) Convey the object code using peer-to-peer transmission, provided you inform other peers where the object code and Corresponding Source of the work are being offered to the general public at no charge under subsection 6d.

A separable portion of the object code, whose source code is excluded from the Corresponding Source as a System Library, need not be included in conveying the object code work.

A "User Product" is either (1) a "consumer product", which means any tangible personal property which is normally used for personal, family, or household purposes, or (2) anything designed or sold for incorporation into a dwelling. In determining whether a product is a consumer product, doubtful cases shall be resolved in favor of coverage. For a particular product received by a particular user, "normally used" refers to a typical or common use of that class of product, regardless of the status of the particular user or of the way in which the particular user actually uses, or expects or is expected to use, the product. A product is a consumer product regardless of whether the product has substantial commercial, industrial or non-consumer uses, unless such uses represent the only significant mode of use of the product.

"Installation Information" for a User Product means any methods, procedures, authorization keys, or other information required to install and execute modified versions of a covered work in that User Product from a modified version of its Corresponding Source. The information must suffice to ensure that the continued functioning of the modified object code is in no case prevented or interfered with solely because modification has been made.

If you convey an object code work under this section in, or with, or specifically for use in, a User Product, and the conveying occurs as part of a transaction in which the right of possession and use of the User Product is transferred to the recipient in perpetuity or for a fixed term (regardless of how the transaction is characterized), the Corresponding Source conveyed under this section must be accompanied by the Installation Information. But this requirement does not apply if neither you nor any third party retains the ability to install modified object code on the User Product (for example, the work has been installed in ROM).

The requirement to provide Installation Information does not include a requirement to continue to provide support service, warranty, or updates for a work that has been modified or installed by the recipient, or for the User Product in which it has been modified or installed. Access to a network may be denied when the modification itself materially and adversely affects the operation of the network or violates the rules and protocols for communication across the network.

Corresponding Source conveyed, and Installation Information provided, in accord with this section must be in a format that is publicly documented (and with an implementation available to the public in source code form), and must require no special password or key for unpacking, reading or copying.

7. Additional Terms.

"Additional permissions" are terms that supplement the terms of this License by making exceptions from one or more of its conditions. Additional permissions that are applicable to the entire Program shall be treated as though they were included in this License, to the extent that they are valid under applicable law. If additional permissions apply only to part of the Program, that part may be used separately under those permissions, but the entire Program remains governed by

this License without regard to the additional permissions.

When you convey a copy of a covered work, you may at your option remove any additional permissions from that copy, or from any part of it. (Additional permissions may be written to require their own removal in certain cases when you modify the work.) You may place additional permissions on material, added by you to a covered work, for which you have or can give appropriate copyright permission.

Notwithstanding any other provision of this License, for material you add to a covered work, you may (if authorized by the copyright holders of that material) supplement the terms of this License with terms:

- a) Disclaiming warranty or limiting liability differently from the terms of sections 15 and 16 of this License; or
- b) Requiring preservation of specified reasonable legal notices or author attributions in that material or in the Appropriate Legal Notices displayed by works containing it; or
- c) Prohibiting misrepresentation of the origin of that material, or requiring that modified versions of such material be marked in reasonable ways as different from the original version; or
- d) Limiting the use for publicity purposes of names of licensors or authors of the material; or
- e) Declining to grant rights under trademark law for use of some trade names, trademarks, or service marks; or
- f) Requiring indemnification of licensors and authors of that material by anyone who conveys the material (or modified versions of it) with contractual assumptions of liability to the recipient, for any liability that these contractual assumptions directly impose on those licensors and authors.

All other non-permissive additional terms are considered "further restrictions" within the meaning of section 10. If the Program as you received it, or any part of it, contains a notice stating that it is governed by this License along with a term that is a further restriction, you may remove that term. If a license document contains a further restriction but permits relicensing or conveying under this License, you may add to a covered work material governed by the terms of that license document, provided that the further restriction does not survive such relicensing or conveying.

If you add terms to a covered work in accord with this section, you must place, in the relevant source files, a statement of the additional terms that apply to those files, or a notice indicating where to find the applicable terms.

Additional terms, permissive or non-permissive, may be stated in the form of a separately written license, or stated as exceptions; the above requirements apply either way.

8. Termination.

You may not propagate or modify a covered work except as expressly provided under this License. Any attempt otherwise to propagate or modify it is void, and will automatically terminate your rights under this License (including any patent licenses granted under the third paragraph of section 11).

However, if you cease all violation of this License, then your license from a particular copyright holder is reinstated (a) provisionally, unless and until the copyright holder explicitly and finally terminates your license, and (b) permanently, if the copyright holder fails to notify you of the violation by some reasonable means prior to 60 days after the cessation.

Moreover, your license from a particular copyright holder is reinstated permanently if the copyright holder notifies you of the violation by some reasonable means, this is the first time you have received notice of violation of this License (for any work) from that copyright holder, and you cure the violation prior to 30 days after your receipt of the notice.

Termination of your rights under this section does not terminate the licenses of parties who have received copies or rights from you under this License. If your rights have been terminated and not permanently reinstated, you do not qualify to receive new licenses for the same material under section 10.

9. Acceptance Not Required for Having Copies.

You are not required to accept this License in order to receive or run a copy of the Program. Ancillary propagation of a covered work occurring solely as a consequence of using peer-to-peer transmission to receive a copy likewise does not require acceptance. However, nothing other than this License grants you permission to propagate or modify any covered work. These actions infringe copyright if you do not accept this License. Therefore, by modifying or propagating a covered work, you indicate your acceptance of this License to do so.

10. Automatic Licensing of Downstream Recipients.

Each time you convey a covered work, the recipient automatically receives a license from the original licensors, to run, modify and propagate that work, subject to this License. You are not responsible for enforcing compliance by third parties with this License.

An "entity transaction" is a transaction transferring control of an organization, or substantially all assets of one, or subdividing an organization, or merging organizations. If propagation of a covered work results from an entity transaction, each party to that transaction who receives a copy of the work also receives whatever licenses to the work the party's predecessor in interest had or could give under the previous paragraph, plus a right to possession of the Corresponding Source of the work from the predecessor in interest, if the predecessor has it or can get it with reasonable efforts.

You may not impose any further restrictions on the exercise of the rights granted or affirmed under this License. For example, you may not impose a license fee, royalty, or other charge for exercise of rights granted under this License, and you may not initiate litigation (including a cross-claim or counterclaim in a lawsuit) alleging that any patent claim is infringed by making, using, selling, offering for sale, or importing the Program or any portion of it.

11. Patents.

A "contributor" is a copyright holder who authorizes use under this License of the Program or a work on which the Program is based. The work thus licensed is called the contributor's "contributor version".

A contributor's "essential patent claims" are all patent claims owned or controlled by the contributor, whether already acquired or hereafter acquired, that would be infringed by some manner, permitted by this License, of making, using, or selling its contributor version, but do not include claims that would be infringed only as a consequence of further modification of the contributor version. For purposes of this definition, "control" includes the right to grant patent sublicenses in a manner consistent with the requirements of this License.

Each contributor grants you a non-exclusive, worldwide, royalty-free patent license under the contributor's essential patent claims, to make, use, sell, offer for sale, import and otherwise run, modify and propagate the contents of its contributor version.

In the following three paragraphs, a "patent license" is any express agreement or commitment, however denominated, not to enforce a patent (such as an express permission to practice a patent or covenant not to sue for patent infringement). To "grant" such a patent license to a party means to make such an agreement or commitment not to enforce a patent against the party.

If you convey a covered work, knowingly relying on a patent license, and the Corresponding Source of the work is not available for anyone to copy, free of charge and under the terms of this License, through a publicly available network server or other readily accessible means, then you must either (1) cause the Corresponding Source to be so available, or (2) arrange to deprive yourself of the benefit of the patent license for this particular work, or (3) arrange, in a manner consistent with the requirements of this License, to extend the patent license to downstream recipients. "Knowingly relying" means you have actual knowledge that, but for the patent license, your conveying the covered work in a country, or your recipient's use of the covered work in a country, would infringe one or more identifiable patents in that country that you have reason to believe are valid.

If, pursuant to or in connection with a single transaction or arrangement, you convey, or propagate by procuring conveyance of, a covered work, and grant a patent license to some of the parties receiving the covered work authorizing them to use, propagate, modify or convey a specific copy of the covered work, then the patent license you grant is automatically extended to all recipients of the covered work and works based on it.

A patent license is "discriminatory" if it does not include within the scope of its coverage, prohibits the exercise of, or is conditioned on the non-exercise of one or more of the rights that are specifically granted under this License. You may not convey a covered work if you are a party to an arrangement with a third party that is in the business of distributing software, under which you make payment to the third party based on the extent of your activity of conveying the work, and under which the third party grants, to any of the parties who would receive the covered work from you, a discriminatory patent license (a) in connection with copies of the covered work conveyed by you (or copies made from those copies), or (b) primarily for and in connection with specific products or compilations that contain the covered work, unless you entered into that arrangement, or that patent license was granted, prior to 28 March 2007.

Nothing in this License shall be construed as excluding or limiting any implied license or other defenses to infringement that may otherwise be available to you under applicable patent law.

12. No Surrender of Others' Freedom.

If conditions are imposed on you (whether by court order, agreement or otherwise) that contradict the conditions of this License, they do not excuse you from the conditions of this License. If you cannot convey a covered work so as to satisfy simultaneously your obligations under this License and any other pertinent obligations, then as a consequence you may not convey it at all. For example, if you agree to terms that obligate you to collect a royalty for further conveying from those to whom you convey the Program, the only way you could satisfy both those terms and this License would be to refrain entirely from conveying the Program.

13. Use with the GNU Affero General Public License.

Notwithstanding any other provision of this License, you have permission to link or combine any covered work with a work licensed under version 3 of the GNU Affero General Public License into a single combined work, and to convey the resulting work. The terms of this License will continue to apply to the part which is the covered work, but the special requirements of the GNU Affero General Public License, section 13, concerning interaction through a network will apply to the combination as such.

14. Revised Versions of this License.

The Free Software Foundation may publish revised and/or new versions of the GNU General Public License from time to time. Such new versions will be similar in spirit to the present version, but may differ in detail to address new problems or concerns.

Each version is given a distinguishing version number. If the Program specifies that a certain numbered version of the GNU General Public License "or any later version" applies to it, you have the option of following the terms and conditions either of that numbered version or of any later version published by the Free Software Foundation. If the Program does not specify a version number of the GNU General Public License, you may choose any version ever published by the Free Software Foundation.

If the Program specifies that a proxy can decide which future versions of the GNU General Public License can be used, that proxy's public statement of acceptance of a version permanently authorizes you to choose that version for the Program.

Later license versions may give you additional or different permissions. However, no additional obligations are imposed on any author or copyright holder as a result of your choosing to follow a later version.

15. Disclaimer of Warranty.

THERE IS NO WARRANTY FOR THE PROGRAM, TO THE EXTENT PERMITTED BY APPLICABLE LAW. EXCEPT WHEN OTHERWISE STATED IN WRITING THE COPYRIGHT HOLDERS AND/OR OTHER PARTIES PROVIDE THE PROGRAM "AS IS" WITHOUT WARRANTY OF ANY KIND, EITHER EXPRESSED OR IMPLIED, INCLUDING, BUT NOT LIMITED TO, THE IMPLIED WARRANTIES OF MERCHANTABILITY AND FITNESS FOR A PARTICULAR PURPOSE. THE ENTIRE RISK AS TO THE QUALITY AND PERFORMANCE OF THE PROGRAM IS WITH YOU. SHOULD THE PROGRAM PROVE DEFECTIVE, YOU ASSUME THE COST OF ALL NECESSARY SERVICING, REPAIR OR CORRECTION.

16. Limitation of Liability.

IN NO EVENT UNLESS REQUIRED BY APPLICABLE LAW OR AGREED TO IN WRITING WILL ANY COPYRIGHT HOLDER, OR ANY OTHER PARTY WHO MODIFIES AND/OR CONVEYS THE PROGRAM AS PERMITTED ABOVE, BE LIABLE TO YOU FOR DAMAGES, INCLUDING ANY GENERAL, SPECIAL, INCIDENTAL OR CONSEQUENTIAL DAMAGES ARISING OUT OF THE USE OR INABILITY TO USE THE PROGRAM (INCLUDING BUT NOT LIMITED TO LOSS OF DATA OR DATA BEING RENDERED INACCURATE OR LOSSES SUSTAINED BY YOU OR THIRD PARTIES OR A FAILURE OF THE PROGRAM TO OPERATE WITH ANY OTHER PROGRAMS), EVEN IF SUCH HOLDER OR OTHER PARTY HAS BEEN ADVISED OF THE POSSIBILITY OF SUCH DAMAGES.

17. Interpretation of Sections 15 and 16.

If the disclaimer of warranty and limitation of liability provided above cannot be given local legal effect according to their terms, reviewing courts shall apply local law that most closely approximates an absolute waiver of all civil liability in connection with the Program, unless a warranty or assumption of liability accompanies a copy of the Program in return for a fee.

END OF TERMS AND CONDITIONS

How to Apply These Terms to Your New Programs

If you develop a new program, and you want it to be of the greatest possible use to the public, the best way to achieve this is to make it free software which everyone can redistribute and change under these terms.

To do so, attach the following notices to the program. It is safest to attach them to the start of each source file to most effectively state the exclusion of warranty; and each file should have at least

the "copyright" line and a pointer to where the full notice is found.

```
<one line to give the program's name and a brief idea of what it does.>
Copyright (C) <year> <name of author>
```

This program is free software: you can redistribute it and/or modify it under the terms of the GNU General Public License as published by the Free Software Foundation, either version 3 of the License, or (at your option) any later version.

This program is distributed in the hope that it will be useful, but WITHOUT ANY WARRANTY; without even the implied warranty of MERCHANTABILITY or FITNESS FOR A PARTICULAR PURPOSE. See the GNU General Public License for more details.

You should have received a copy of the GNU General Public License along with this program. If not, see [<https://www.gnu.org/licenses/>](https://www.gnu.org/licenses/).

Also add information on how to contact you by electronic and paper mail.

If the program does terminal interaction, make it output a short notice like this when it starts in an interactive mode:

```
<program> Copyright (C) <year> <name of author>
This program comes with ABSOLUTELY NO WARRANTY; for details type `show w'.
This is free software, and you are welcome to redistribute it
under certain conditions; type `show c' for details.
```

The hypothetical commands `show w' and `show c' should show the appropriate parts of the General Public License. Of course, your program's commands might be different; for a GUI interface, you would use an "about box".

You should also get your employer (if you work as a programmer) or school, if any, to sign a "copyright disclaimer" for the program, if necessary. For more information on this, and how to apply and follow the GNU GPL, see [<https://www.gnu.org/licenses/>](https://www.gnu.org/licenses/).

The GNU General Public License does not permit incorporating your program into proprietary programs. If your program is a subroutine library, you may consider it more useful to permit linking proprietary applications with the library. If this is what you want to do, use the GNU Lesser General Public License instead of this License. But first, please read [<https://www.gnu.org/licenses/why-not-lgpl.html>](https://www.gnu.org/licenses/why-not-lgpl.html).

GCC Runtime Library Exception

Version 3.1, 31 March 2009

Copyright (C) 2009 Free Software Foundation, Inc. [<http://fsf.org/>](http://fsf.org/)

Everyone is permitted to copy and distribute verbatim copies of this license document, but changing it is not allowed.

This GCC Runtime Library Exception ("Exception") is an additional permission under section 7 of the GNU General Public License, version 3 ("GPLv3"). It applies to a given file (the "Runtime Library") that bears a notice placed by the copyright holder of the file stating that the file is governed by GPLv3 along with this Exception.

When you use GCC to compile a program, GCC may combine portions of certain GCC header files and runtime libraries with the compiled program. The purpose of this Exception is to allow compilation of non-GPL (including proprietary) programs to use, in this way, the header files and runtime libraries covered by this Exception.

0. Definitions.

A file is an "Independent Module" if it either requires the Runtime Library for execution after a Compilation Process, or makes use of an

interface provided by the Runtime Library, but is not otherwise based on the Runtime Library.

"GCC" means a version of the GNU Compiler Collection, with or without modifications, governed by version 3 (or a specified later version) of the GNU General Public License (GPL) with the option of using any subsequent versions published by the FSF.

"GPL-compatible Software" is software whose conditions of propagation, modification and use would permit combination with GCC in accord with the license of GCC.

"Target Code" refers to output from any compiler for a real or virtual target processor architecture, in executable form or suitable for input to an assembler, loader, linker and/or execution phase. Notwithstanding that, Target Code does not include data in any format that is used as a compiler intermediate representation, or used for producing a compiler intermediate representation.

The "Compilation Process" transforms code entirely represented in non-intermediate languages designed for human-written code, and/or in Java Virtual Machine byte code, into Target Code. Thus, for example, use of source code generators and preprocessors need not be considered part of the Compilation Process, since the Compilation Process can be understood as starting with the output of the generators or preprocessors.

A Compilation Process is "Eligible" if it is done using GCC, alone or with other GPL-compatible software, or if it is done without using any work based on GCC. For example, using non-GPL-compatible Software to optimize any GCC intermediate representations would not qualify as an Eligible Compilation Process.

1. Grant of Additional Permission.

You have permission to propagate a work of Target Code formed by combining the Runtime Library with Independent Modules, even if such propagation would otherwise violate the terms of GPLv3, provided that all Target Code was generated by Eligible Compilation Processes. You may then convey such a combination under terms of your choice, consistent with the licensing of the Independent Modules.

2. No Weakening of GCC Copyleft.

The availability of this Exception does not imply any general presumption that third-party software is unaffected by the copyleft requirements of the license of GCC.

Apache 2.0

Apache License
Version 2.0, January 2004
<http://www.apache.org/licenses/>

TERMS AND CONDITIONS FOR USE, REPRODUCTION, AND DISTRIBUTION

1. Definitions.

"License" shall mean the terms and conditions for use, reproduction, and distribution as defined by Sections 1 through 9 of this document.

"Licensor" shall mean the copyright owner or entity authorized by the copyright owner that is granting the License.

"Legal Entity" shall mean the union of the acting entity and all other entities that control, are controlled by, or are under common control with that entity. For the purposes of this definition, "control" means (i) the power, direct or indirect, to cause the direction or management of such entity, whether by contract or

otherwise, or (ii) ownership of fifty percent (50%) or more of the outstanding shares, or (iii) beneficial ownership of such entity.

"You" (or "Your") shall mean an individual or Legal Entity exercising permissions granted by this License.

"Source" form shall mean the preferred form for making modifications, including but not limited to software source code, documentation source, and configuration files.

"Object" form shall mean any form resulting from mechanical transformation or translation of a Source form, including but not limited to compiled object code, generated documentation, and conversions to other media types.

"Work" shall mean the work of authorship, whether in Source or Object form, made available under the License, as indicated by a copyright notice that is included in or attached to the work (an example is provided in the Appendix below).

"Derivative Works" shall mean any work, whether in Source or Object form, that is based on (or derived from) the Work and for which the editorial revisions, annotations, elaborations, or other modifications represent, as a whole, an original work of authorship. For the purposes of this License, Derivative Works shall not include works that remain separable from, or merely link (or bind by name) to the interfaces of, the Work and Derivative Works thereof.

"Contribution" shall mean any work of authorship, including the original version of the Work and any modifications or additions to that Work or Derivative Works thereof, that is intentionally submitted to Licensor for inclusion in the Work by the copyright owner or by an individual or Legal Entity authorized to submit on behalf of the copyright owner. For the purposes of this definition, "submitted" means any form of electronic, verbal, or written communication sent to the Licensor or its representatives, including but not limited to communication on electronic mailing lists, source code control systems, and issue tracking systems that are managed by, or on behalf of, the Licensor for the purpose of discussing and improving the Work, but excluding communication that is conspicuously marked or otherwise designated in writing by the copyright owner as "Not a Contribution."

"Contributor" shall mean Licensor and any individual or Legal Entity on behalf of whom a Contribution has been received by Licensor and subsequently incorporated within the Work.

2. Grant of Copyright License. Subject to the terms and conditions of this License, each Contributor hereby grants to You a perpetual, worldwide, non-exclusive, no-charge, royalty-free, irrevocable copyright license to reproduce, prepare Derivative Works of, publicly display, publicly perform, sublicense, and distribute the Work and such Derivative Works in Source or Object form.
3. Grant of Patent License. Subject to the terms and conditions of this License, each Contributor hereby grants to You a perpetual, worldwide, non-exclusive, no-charge, royalty-free, irrevocable (except as stated in this section) patent license to make, have made, use, offer to sell, sell, import, and otherwise transfer the Work, where such license applies only to those patent claims licensable by such Contributor that are necessarily infringed by their Contribution(s) alone or by combination of their Contribution(s) with the Work to which such Contribution(s) was submitted. If You institute patent litigation against any entity (including a cross-claim or counterclaim in a lawsuit) alleging that the Work or a Contribution incorporated within the Work constitutes direct or contributory patent infringement, then any patent licenses granted to You under this License for that Work shall terminate as of the date such litigation is filed.
4. Redistribution. You may reproduce and distribute copies of the

Work or Derivative Works thereof in any medium, with or without modifications, and in Source or Object form, provided that You meet the following conditions:

- (a) You must give any other recipients of the Work or Derivative Works a copy of this License; and
- (b) You must cause any modified files to carry prominent notices stating that You changed the files; and
- (c) You must retain, in the Source form of any Derivative Works that You distribute, all copyright, patent, trademark, and attribution notices from the Source form of the Work, excluding those notices that do not pertain to any part of the Derivative Works; and
- (d) If the Work includes a "NOTICE" text file as part of its distribution, then any Derivative Works that You distribute must include a readable copy of the attribution notices contained within such NOTICE file, excluding those notices that do not pertain to any part of the Derivative Works, in at least one of the following places: within a NOTICE text file distributed as part of the Derivative Works; within the Source form or documentation, if provided along with the Derivative Works; or, within a display generated by the Derivative Works, if and wherever such third-party notices normally appear. The contents of the NOTICE file are for informational purposes only and do not modify the License. You may add Your own attribution notices within Derivative Works that You distribute, alongside or as an addendum to the NOTICE text from the Work, provided that such additional attribution notices cannot be construed as modifying the License.

You may add Your own copyright statement to Your modifications and may provide additional or different license terms and conditions for use, reproduction, or distribution of Your modifications, or for any such Derivative Works as a whole, provided Your use, reproduction, and distribution of the Work otherwise complies with the conditions stated in this License.

5. **Submission of Contributions.** Unless You explicitly state otherwise, any Contribution intentionally submitted for inclusion in the Work by You to the Licensor shall be under the terms and conditions of this License, without any additional terms or conditions. Notwithstanding the above, nothing herein shall supersede or modify the terms of any separate license agreement you may have executed with Licensor regarding such Contributions.
6. **Trademarks.** This License does not grant permission to use the trade names, trademarks, service marks, or product names of the Licensor, except as required for reasonable and customary use in describing the origin of the Work and reproducing the content of the NOTICE file.
7. **Disclaimer of Warranty.** Unless required by applicable law or agreed to in writing, Licensor provides the Work (and each Contributor provides its Contributions) on an "AS IS" BASIS, WITHOUT WARRANTIES OR CONDITIONS OF ANY KIND, either express or implied, including, without limitation, any warranties or conditions of TITLE, NON-INFRINGEMENT, MERCHANTABILITY, or FITNESS FOR A PARTICULAR PURPOSE. You are solely responsible for determining the appropriateness of using or redistributing the Work and assume any risks associated with Your exercise of permissions under this License.
8. **Limitation of Liability.** In no event and under no legal theory, whether in tort (including negligence), contract, or otherwise, unless required by applicable law (such as deliberate and grossly negligent acts) or agreed to in writing, shall any Contributor be liable to You for damages, including any direct, indirect, special, incidental, or consequential damages of any character arising as a result of this License or out of the use or inability to use the

Work (including but not limited to damages for loss of goodwill, work stoppage, computer failure or malfunction, or any and all other commercial damages or losses), even if such Contributor has been advised of the possibility of such damages.

9. Accepting Warranty or Additional Liability. While redistributing the Work or Derivative Works thereof, You may choose to offer, and charge a fee for, acceptance of support, warranty, indemnity, or other liability obligations and/or rights consistent with this License. However, in accepting such obligations, You may act only on Your own behalf and on Your sole responsibility, not on behalf of any other Contributor, and only if You agree to indemnify, defend, and hold each Contributor harmless for any liability incurred by, or claims asserted against, such Contributor by reason of your accepting any such warranty or additional liability.

END OF TERMS AND CONDITIONS

APPENDIX: How to apply the Apache License to your work.

To apply the Apache License to your work, attach the following boilerplate notice, with the fields enclosed by brackets "[]" replaced with your own identifying information. (Don't include the brackets!) The text should be enclosed in the appropriate comment syntax for the file format. We also recommend that a file or class name and description of purpose be included on the same "printed page" as the copyright notice for easier identification within third-party archives.

Copyright [yyyy] [name of copyright owner]

Licensed under the Apache License, Version 2.0 (the "License");
you may not use this file except in compliance with the License.
You may obtain a copy of the License at

<http://www.apache.org/licenses/LICENSE-2.0>

Unless required by applicable law or agreed to in writing, software distributed under the License is distributed on an "AS IS" BASIS, WITHOUT WARRANTIES OR CONDITIONS OF ANY KIND, either express or implied. See the License for the specific language governing permissions and limitations under the License.

BSL 1.0

Boost Software License - Version 1.0 - August 17th, 2003

Permission is hereby granted, free of charge, to any person or organization obtaining a copy of the software and accompanying documentation covered by this license (the "Software") to use, reproduce, display, distribute, execute, and transmit the Software, and to prepare derivative works of the Software, and to permit third-parties to whom the Software is furnished to do so, all subject to the following:

The copyright notices in the Software and this entire statement, including the above license grant, this restriction and the following disclaimer, must be included in all copies of the Software, in whole or in part, and all derivative works of the Software, unless such copies or derivative works are solely in the form of machine-executable object code generated by a source language processor.

THE SOFTWARE IS PROVIDED "AS IS", WITHOUT WARRANTY OF ANY KIND, EXPRESS OR IMPLIED, INCLUDING BUT NOT LIMITED TO THE WARRANTIES OF MERCHANTABILITY, FITNESS FOR A PARTICULAR PURPOSE, TITLE AND NON-INFRINGEMENT. IN NO EVENT SHALL THE COPYRIGHT HOLDERS OR ANYONE DISTRIBUTING THE SOFTWARE BE LIABLE FOR ANY DAMAGES OR OTHER LIABILITY, WHETHER IN CONTRACT, TORT OR OTHERWISE, ARISING FROM, OUT OF OR IN CONNECTION WITH THE SOFTWARE OR THE USE OR OTHER DEALINGS IN THE SOFTWARE.

BSD 2.0

Redistribution and use in source and binary forms, with or without modification, are permitted provided that the following conditions are met:

- * Redistributions of source code must retain the above copyright notice, this list of conditions and the following disclaimer.
- * Redistributions in binary form must reproduce the above copyright notice, this list of conditions and the following disclaimer in the documentation and/or other materials provided with the distribution.
- * Neither the name of the <organization> nor the names of its contributors may be used to endorse or promote products derived from this software without specific prior written permission.

THIS SOFTWARE IS PROVIDED BY THE COPYRIGHT HOLDERS AND CONTRIBUTORS "AS IS" AND ANY EXPRESS OR IMPLIED WARRANTIES, INCLUDING, BUT NOT LIMITED TO, THE IMPLIED WARRANTIES OF MERCHANTABILITY AND FITNESS FOR A PARTICULAR PURPOSE ARE DISCLAIMED. IN NO EVENT SHALL <COPYRIGHT HOLDER> BE LIABLE FOR ANY DIRECT, INDIRECT, INCIDENTAL, SPECIAL, EXEMPLARY, OR CONSEQUENTIAL DAMAGES (INCLUDING, BUT NOT LIMITED TO, PROCUREMENT OF SUBSTITUTE GOODS OR SERVICES; LOSS OF USE, DATA, OR PROFITS; OR BUSINESS INTERRUPTION) HOWEVER CAUSED AND ON ANY THEORY OF LIABILITY, WHETHER IN CONTRACT, STRICT LIABILITY, OR TORT (INCLUDING NEGLIGENCE OR OTHERWISE) ARISING IN ANY WAY OUT OF THE USE OF THIS SOFTWARE, EVEN IF ADVISED OF THE POSSIBILITY OF SUCH DAMAGE.

MIT

Permission is hereby granted, free of charge, to any person obtaining a copy of this software and associated documentation files (the "Software"), to deal in the Software without restriction, including without limitation the rights to use, copy, modify, merge, publish, distribute, sublicense, and/or sell copies of the Software, and to permit persons to whom the Software is furnished to do so, subject to the following conditions:

The above copyright notice and this permission notice shall be included in all copies or substantial portions of the Software.

THE SOFTWARE IS PROVIDED "AS IS", WITHOUT WARRANTY OF ANY KIND, EXPRESS OR IMPLIED, INCLUDING BUT NOT LIMITED TO THE WARRANTIES OF MERCHANTABILITY, FITNESS FOR A PARTICULAR PURPOSE AND NONINFRINGEMENT. IN NO EVENT SHALL THE AUTHORS OR COPYRIGHT HOLDERS BE LIABLE FOR ANY CLAIM, DAMAGES OR OTHER LIABILITY, WHETHER IN AN ACTION OF CONTRACT, TORT OR OTHERWISE, ARISING FROM, OUT OF OR IN CONNECTION WITH THE SOFTWARE OR THE USE OR OTHER DEALINGS IN THE SOFTWARE.